



US00D729596S

(12) **United States Design Patent**  
**Hauser et al.**

(10) **Patent No.:** **US D729,596 S**  
(45) **Date of Patent:** **\*\* May 19, 2015**

(54) **FOOD CHOPPER BLADE TRAY**  
(71) Applicant: **Progressive International Corporation,**  
Kent, WA (US)  
(72) Inventors: **Lawrence M. Hauser,** Auburn, WA  
(US); **Sascha Kaposi,** Tacoma, WA (US)  
(73) Assignee: **Progressive International Corporation,**  
Kent, WA (US)

(\*\*) Term: **14 Years**

(21) Appl. No.: **29/481,253**

(22) Filed: **Feb. 3, 2014**

(51) **LOC (10) Cl.** ..... **07-04**

(52) **U.S. Cl.**  
USPC ..... **D7/693**

(58) **Field of Classification Search**  
USPC ..... D7/693, 678, 669, 368, 672-676;  
30/124, 299; 83/167, 435.15, 564,  
83/466.1, 522.11, 597, 932, 599, 651.1,  
83/697; 99/537, 538, 552-556, 559-564,  
99/646 C, 967, 580, 467, 543  
See application file for complete search history.

(56) **References Cited**

**U.S. PATENT DOCUMENTS**

2,720,234 A 10/1955 Fett  
D307,532 S 5/1990 Cautereels et al.  
D331,687 S \* 12/1992 Pujol Gilbert ..... D7/678  
5,303,472 A 4/1994 Mbanugo

5,692,424 A \* 12/1997 Wallace ..... 83/167  
5,704,485 A \* 1/1998 Cautereels et al. .... 206/546  
D447,019 S 8/2001 Wong  
6,805,032 B2 10/2004 Engdahl  
D499,615 S \* 12/2004 Nordgren ..... D7/674  
D519,001 S \* 4/2006 So ..... D7/678  
7,191,691 B2 3/2007 Kaposi  
D546,638 S 7/2007 Kaposi  
D548,022 S \* 8/2007 Kaposi ..... D7/673  
D548,025 S 8/2007 Kaposi  
7,762,169 B2 7/2010 Kaposi  
7,992,476 B2 8/2011 Kaposi  
2004/0055437 A1 \* 3/2004 Engdahl ..... 83/597

\* cited by examiner

*Primary Examiner* — Terry Wallace

(74) *Attorney, Agent, or Firm* — Lowe Graham Jones PLLC

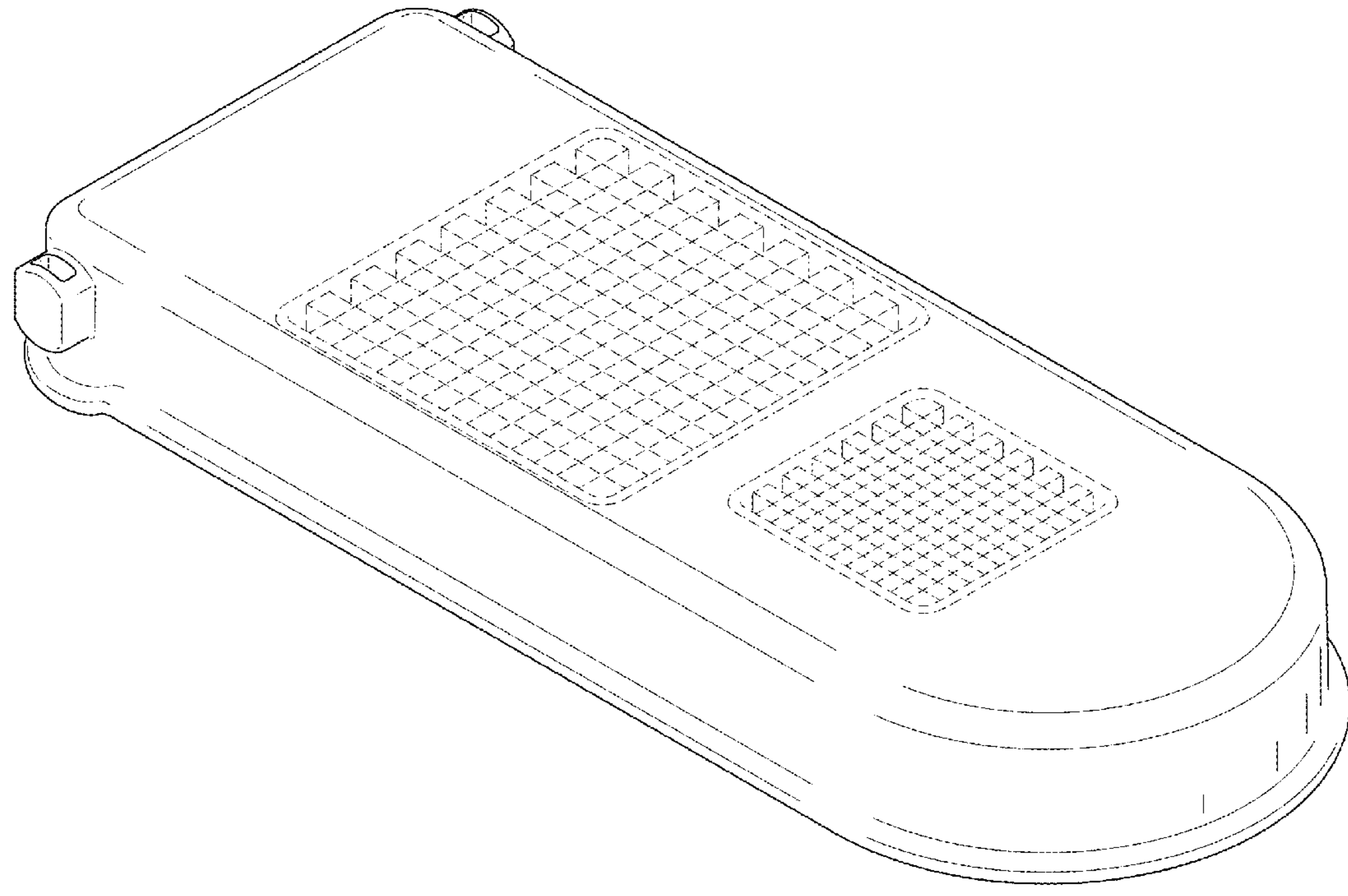
(57) **CLAIM**

We claim the ornamental design for the food chopper blade tray, as shown and described.

**DESCRIPTION**

FIG. 1 is a top perspective view of the food chopper blade tray, showing my new design;  
FIG. 2 is a top view of the food chopper blade tray;  
FIG. 3 is a front view of the food chopper blade tray, the back view being a mirror image;  
FIG. 4 is a right side view of the food chopper blade tray; and,  
FIG. 5 is a left side view of the food chopper blade tray.  
The bottom view is unornamented and forms no part of the claimed invention. An illustrative blade arrangement is shown in dashed lines and forms no part of the claimed invention.

**1 Claim, 4 Drawing Sheets**



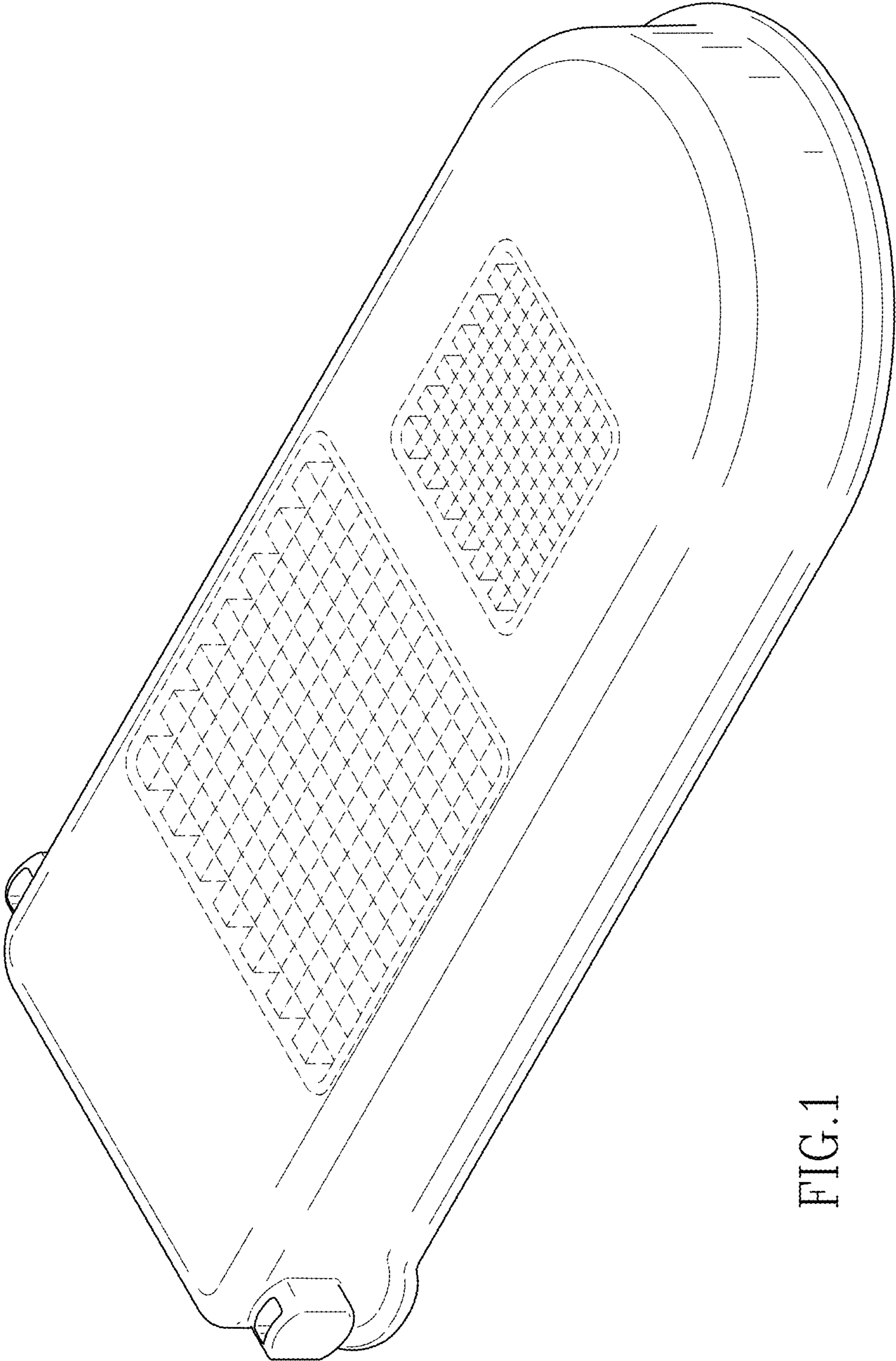


FIG.1




FIG.2




FIG. 3

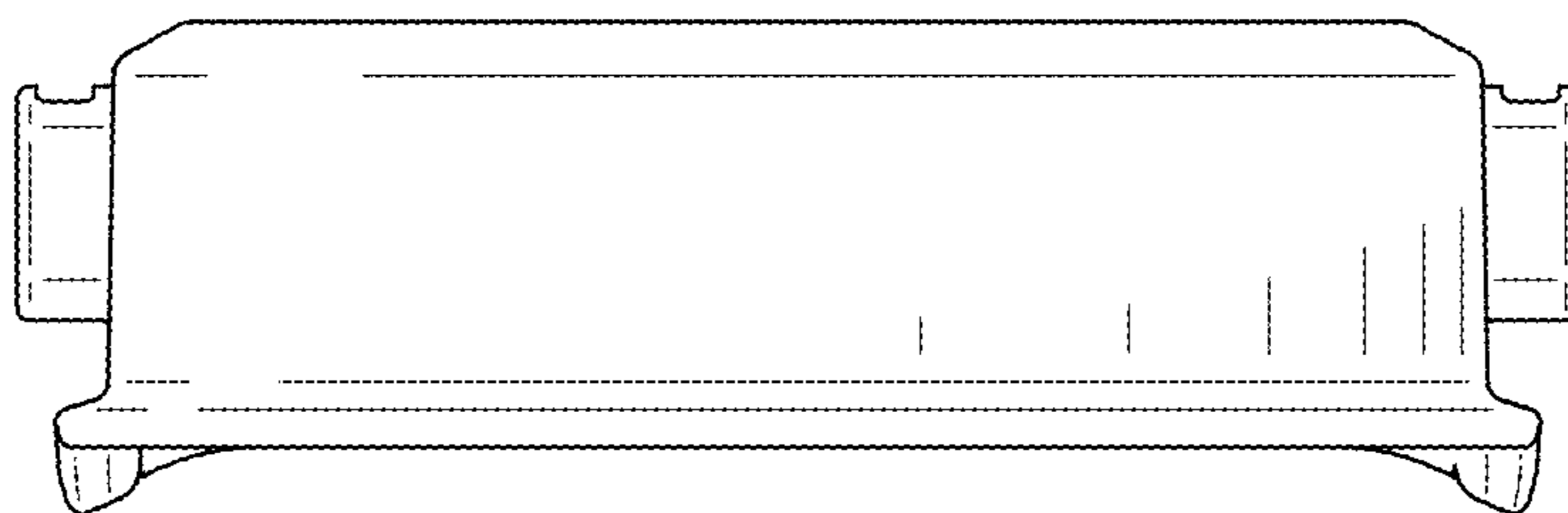


FIG. 4

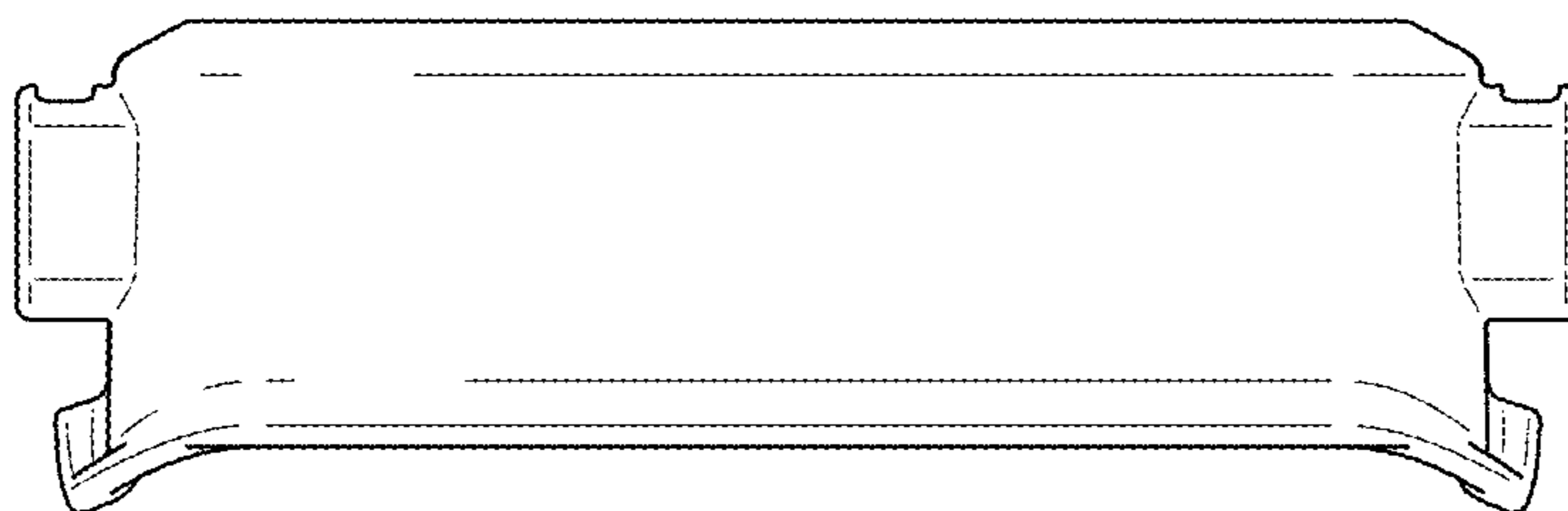


FIG. 5