



US00D729589S

(12) **United States Design Patent**  
**Logan**

(10) **Patent No.:** **US D729,589 S**  
(45) **Date of Patent:** **\*\* May 19, 2015**

- (54) **RECTANGULAR CAKE PLATE**
- (71) Applicant: **Cheryl Logan**, Pendergrass, GA (US)
- (72) Inventor: **Cheryl Logan**, Pendergrass, GA (US)
- (\*\*) Term: **14 Years**
- (21) Appl. No.: **29/432,579**
- (22) Filed: **Sep. 17, 2012**
- (51) **LOC (10) Cl.** ..... **07-01**
- (52) **U.S. Cl.**  
USPC ..... **D7/558**
- (58) **Field of Classification Search**  
CPC ..... A47G 19/02; A47G 19/022; A47G 19/03  
USPC ..... D7/555, 587, 557, 584, 586, 582, 550.1,  
D7/552.2, 553.1, 553.2, 553.4-554.4, 502,  
D7/538-543, 585, 410, 354, 549, 500, 501,  
D7/505, 558, 357, 610; D6/309; D30/123;  
D9/424; 220/574-575  
See application file for complete search history.

D500,430 S	1/2005	Walton et al.	
D507,933 S *	8/2005	Carmichael .....	D7/505
7,387,283 B2	6/2008	Franczyk	
D579,264 S *	10/2008	Simon et al. ....	D7/357
D596,447 S *	7/2009	Cubillos .....	D7/357
D604,109 S	11/2009	Madagan	
D614,002 S	4/2010	Heap	
D666,457 S	9/2012	Logan	
D696,896 S *	1/2014	Weskamp et al. ....	D7/357

**OTHER PUBLICATIONS**

- U.S. Appl. No. 29/392,708 Office Action dated Jan. 12, 2012.
- U.S. Appl. No. 29/392,708 Office Action dated May 15, 2012.
- U.S. Appl. No. 29/392,709 Office Action dated Jan. 19, 2012.
- U.S. Appl. No. 29/392,709 Office Action dated May 16, 2012.

(Continued)

*Primary Examiner* — Susan Bennett Hattan  
*Assistant Examiner* — Brett Miller

(57) **CLAIM**  
The ornamental design for a rectangular cake plate, as shown and described.

**DESCRIPTION**

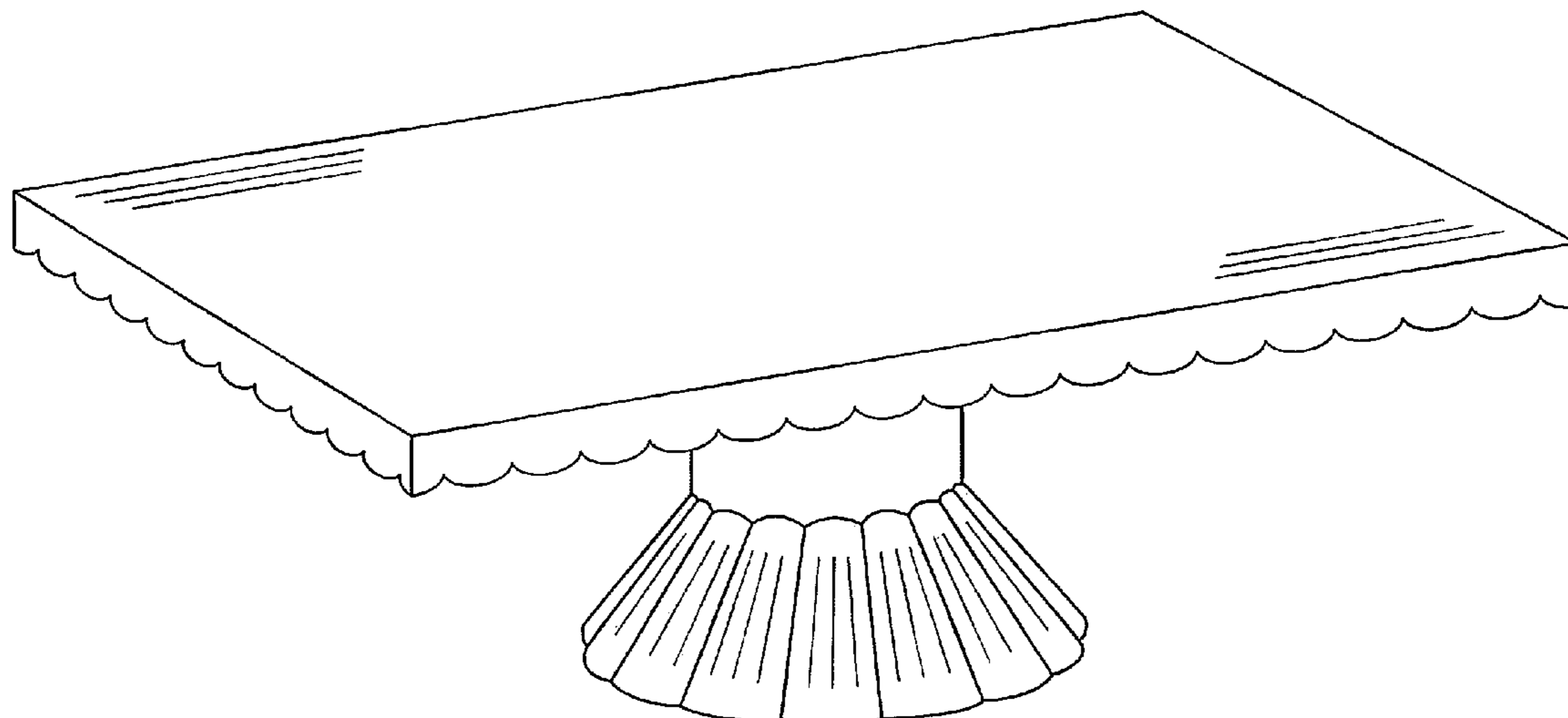
This patent is related to Design Pat. No. D666,457, by common inventor Cheryl Logan, is also fully incorporated herein by reference.

FIG. 1 is a front elevational view of a rectangular cake plate. FIG. 2 is a rear elevational view of a rectangular cake plate. FIG. 3 is a left side elevational view of a rectangular cake plate. FIG. 4 is a right side elevational view of a rectangular cake plate. FIG. 5 is a bottom plan view of a rectangular cake. FIG. 6 is a top plan view of a rectangular cake plate; and, FIG. 7 is a perspective view of a rectangular cake plate.

**1 Claim, 7 Drawing Sheets**

(56) **References Cited**  
**U.S. PATENT DOCUMENTS**

D65,465 S	8/1924	Duncan	
D152,558 S *	2/1949	Paolino .....	D7/505
D156,017 S	11/1949	Lewis	
D158,397 S	5/1950	Liebel	
3,236,389 A	2/1966	Murdock	
D318,399 S	7/1991	DeAre	
D328,408 S	8/1992	De Are	
D346,528 S *	5/1994	Crawford et al. ....	D7/357
D353,517 S *	12/1994	Hillman .....	D7/554.3
D365,502 S *	12/1995	Runge .....	D7/610
D385,750 S	11/1997	Ilaria et al.	
D422,456 S	4/2000	Krueger	
D457,785 S *	5/2002	Johnson .....	D7/558
D473,756 S *	4/2003	Cautereels .....	D7/552.2



(56)

**References Cited**

OTHER PUBLICATIONS

U.S. Appl. No. 29/392,709 Applicant-Initiated Interview dated Jun. 21, 2012. Applicant-Initiated Interview Summary issued Jun. 26, 2012.

U.S. Appl. No. 29/393,473 Notice of Allowability For A Design Application dated Jan. 12, 2012.

U.S. Appl. No. 29/393,473 Notice of Allowance And Fee(s) Due issued Jan. 18, 2012.

U.S. Appl. No. 29/394,105 Office Action dated Jan. 12, 2012.

U.S. Appl. No. 29/394,105 Office Action dated May 16, 2012.

U.S. Appl. No. 29/394,765 Office Action dated Jan. 12, 2012.

U.S. Appl. No. 29/394,765 Office Action dated May 16, 2012.

\* cited by examiner




FIG. 1


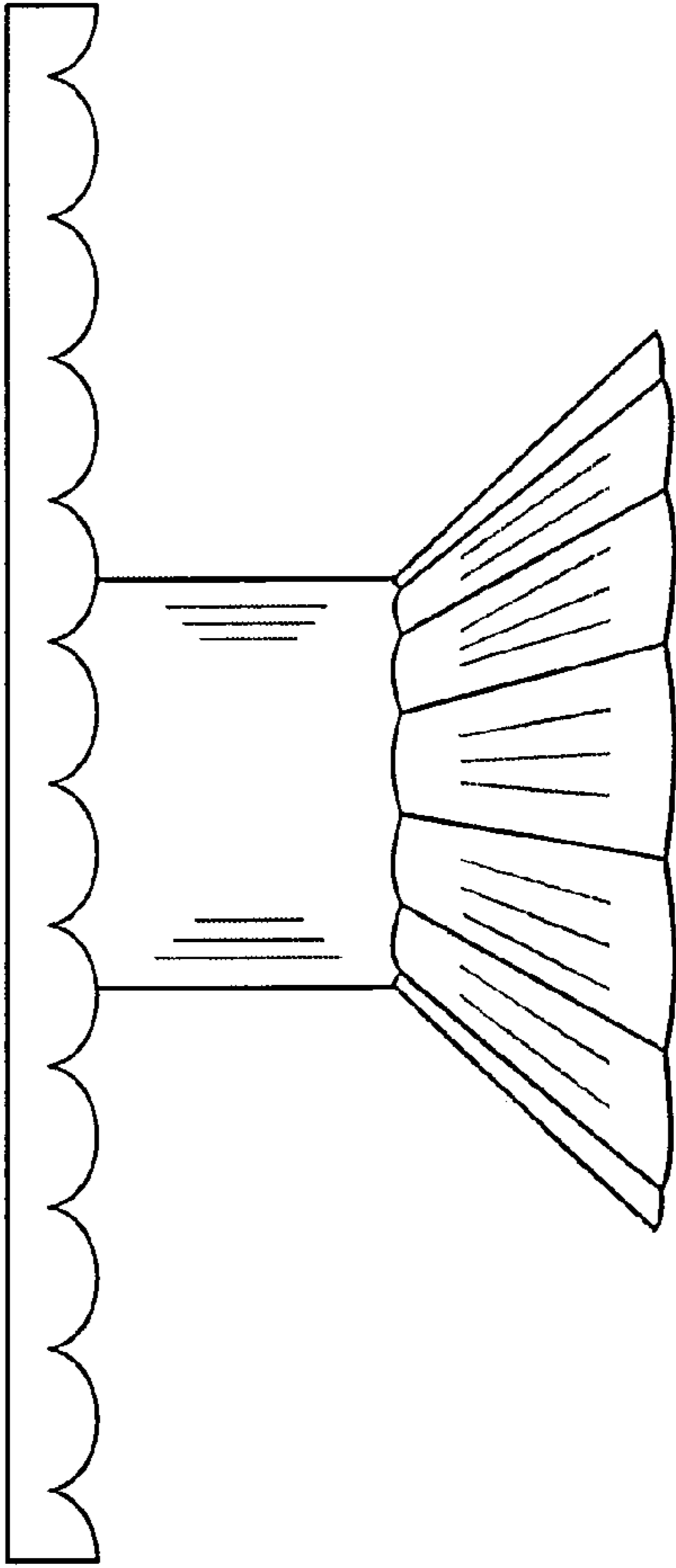


FIG. 2



**FIG. 3**

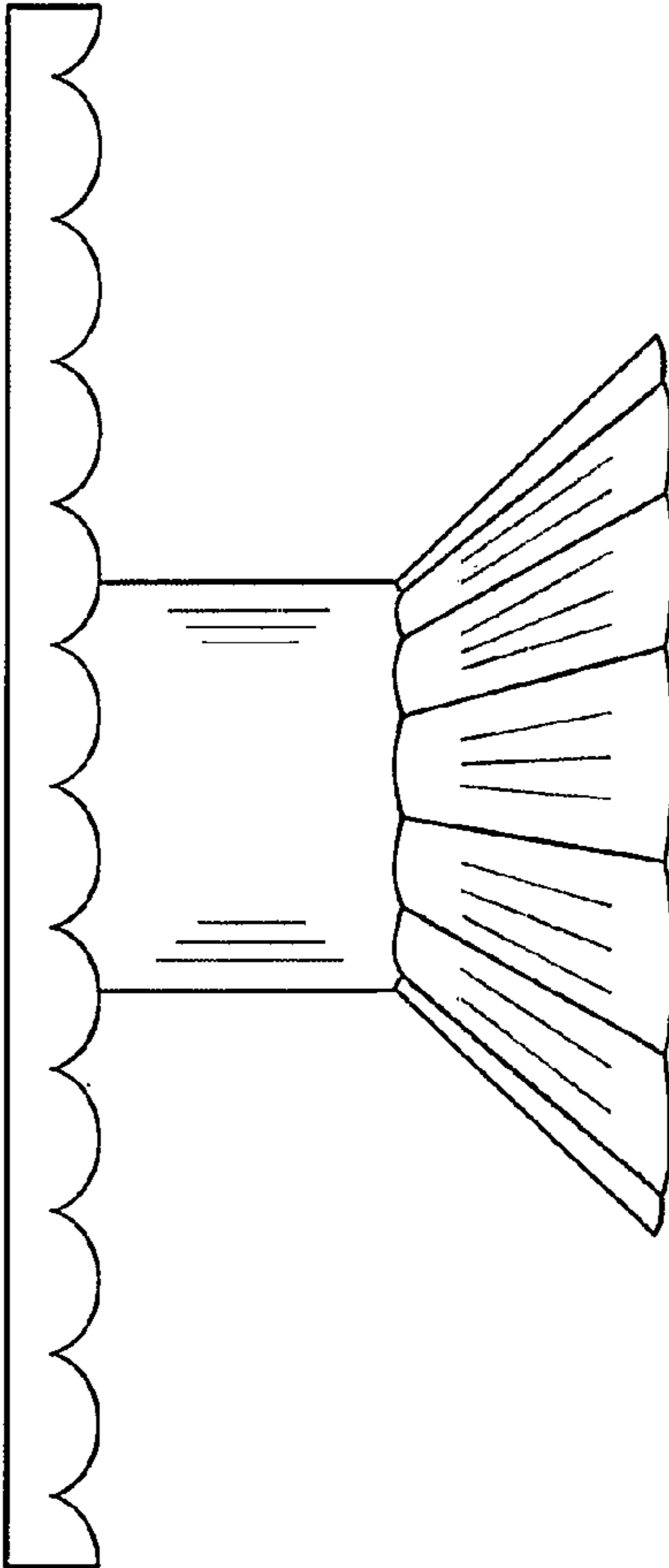


FIG. 4

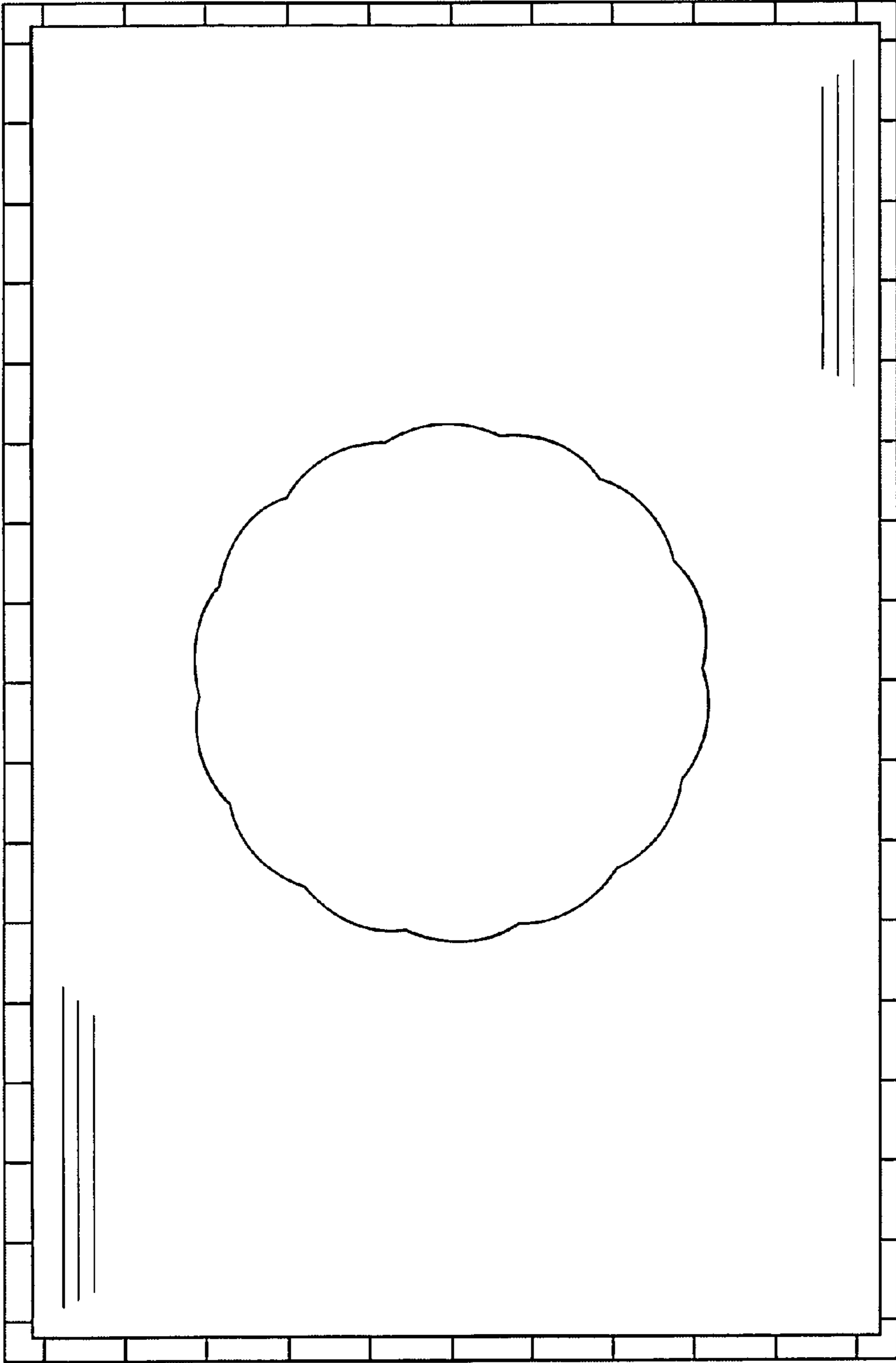



FIG. 5



**FIG. 6**



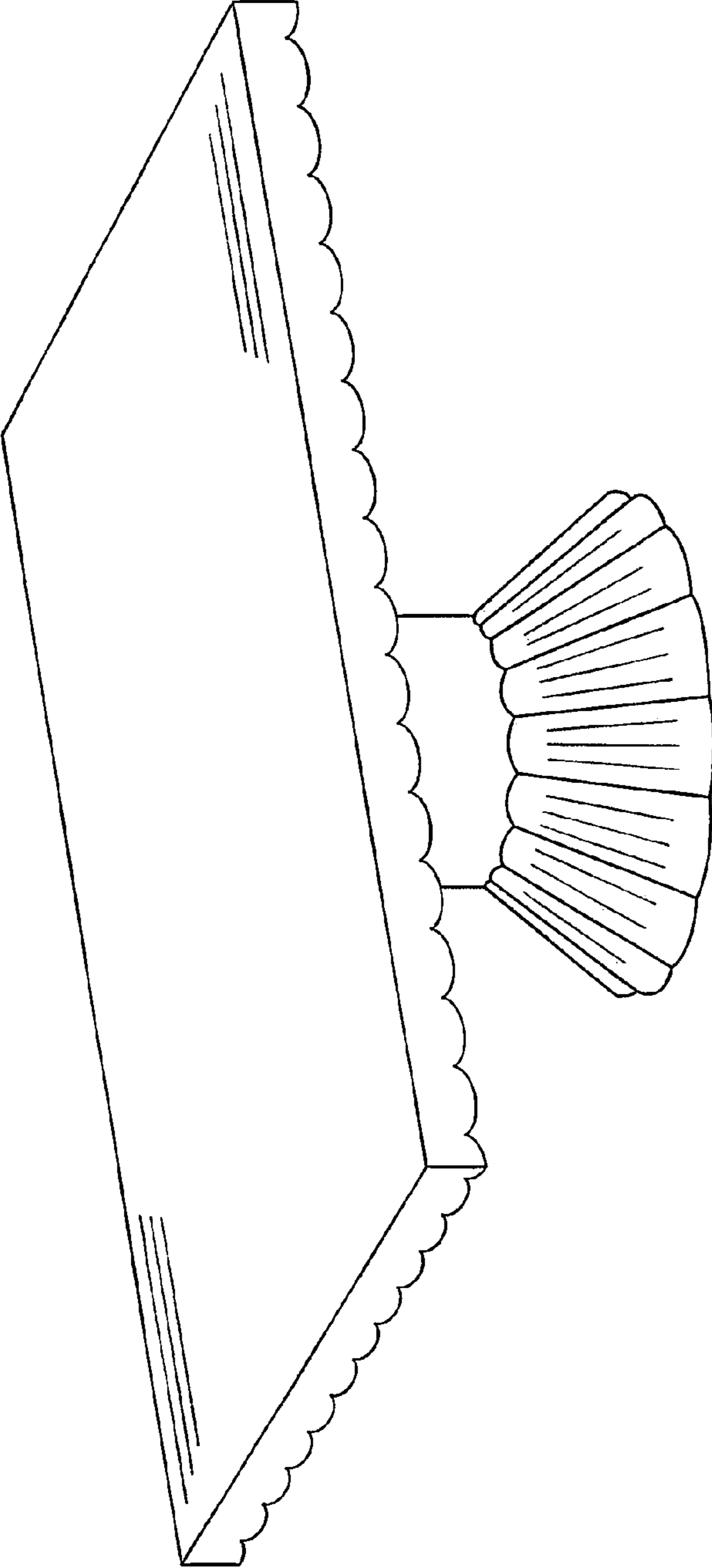


FIG. 7