



US00D729582S

(12) **United States Design Patent**
Lapsker

(10) **Patent No.:** **US D729,582 S**

(45) **Date of Patent:** **** May 19, 2015**

(54) **BEVERAGEWARE**

(71) Applicant: **Ron Lapsker**, Maple (CA)

(72) Inventor: **Ron Lapsker**, Maple (CA)

(73) Assignee: **STARLINE GLOBAL INC.**,
Bridgetown (BB)

(**) Term: **14 Years**

(21) Appl. No.: **29/461,626**

(22) Filed: **Jul. 25, 2013**

(51) **LOC (10) Cl.** **07-01**

(52) **U.S. Cl.**

USPC **D7/510; D7/523**

(58) **Field of Classification Search**

CPC **A47G 19/22-19/2277**

USPC **D7/510, 511, 523, 526, 532, 509, 608,**

D7/392.1, 396.2; D11/152-154; 220/703,

220/705, 710-711, 713-715, 592.16,

220/592.17; D9/449, 500, 502-504

See application file for complete search history.

(56) **References Cited**

U.S. PATENT DOCUMENTS

D247,847 S *	5/1978	Kretz	D9/500
D366,809 S *	2/1996	Green	D7/510
D412,087 S *	7/1999	Spencer	D7/510
D445,030 S *	7/2001	Croft et al.	D9/502
6,276,560 B1 *	8/2001	Belcastro	220/709
D456,218 S *	4/2002	Hatsumoto	D7/608
D460,324 S	7/2002	Norris et al.		
D460,661 S	7/2002	Norris et al.		
D464,849 S	10/2002	Norris et al.		
D468,588 S	1/2003	Norris et al.		
D469,658 S	2/2003	Norris et al.		

D479,669 S	9/2003	Norris et al.		
D482,933 S	12/2003	Norris et al.		
D483,615 S	12/2003	Norris et al.		
D503,074 S	3/2005	Norris et al.		
D538,657 S *	3/2007	Webb et al.	D9/500
D539,607 S	4/2007	Lapsker		
D539,608 S	4/2007	Lapsker		
D539,610 S	4/2007	Lapsker		
D540,119 S	4/2007	Lapsker		
D572,081 S *	7/2008	Woolf	D7/509
D572,589 S *	7/2008	Coulis et al.	D9/500
D605,517 S *	12/2009	Caldwell	D9/500
D676,708 S *	2/2013	Lane	D7/510
D698,650 S *	2/2014	Marchant et al.	D9/503
D701,428 S	3/2014	Lapsker		
D703,538 S *	4/2014	Paredes et al.	D9/500
D705,012 S	5/2014	Lapsker		

* cited by examiner

Primary Examiner — Susan Bennett Hattan

Assistant Examiner — Brett Miller

(74) *Attorney, Agent, or Firm* — Hodgson Russ LLP

(57) **CLAIM**

The ornamental design for beverageware, as shown and described.

DESCRIPTION

FIG. 1 is a perspective view of the beverageware showing my new design with an exemplary lid;

FIG. 2 is a perspective view thereof with the exemplary lid of the beverageware removed;

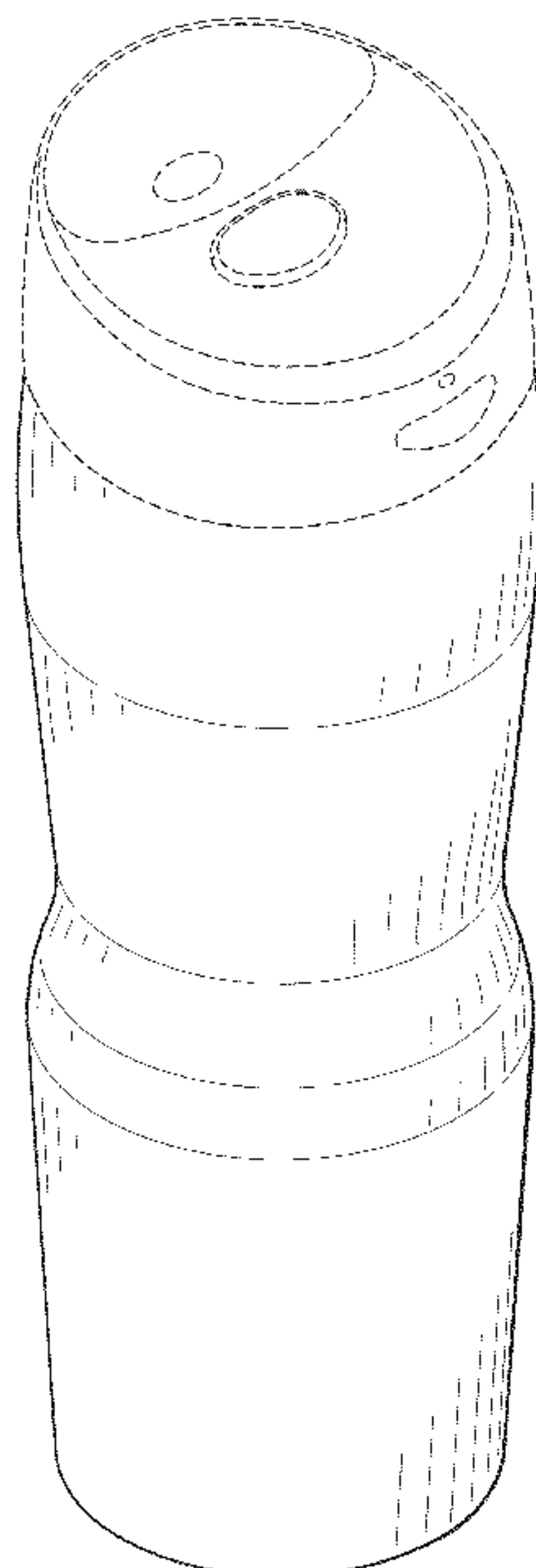
FIG. 3 is a front view thereof, the rear, left-side, and right-side views forming a mirror image thereof;

FIG. 4 is a top view thereof; and,

FIG. 5 is a bottom view thereof.

The broken lines illustrate portions of the beverageware and form no part of the claimed design.

1 Claim, 4 Drawing Sheets



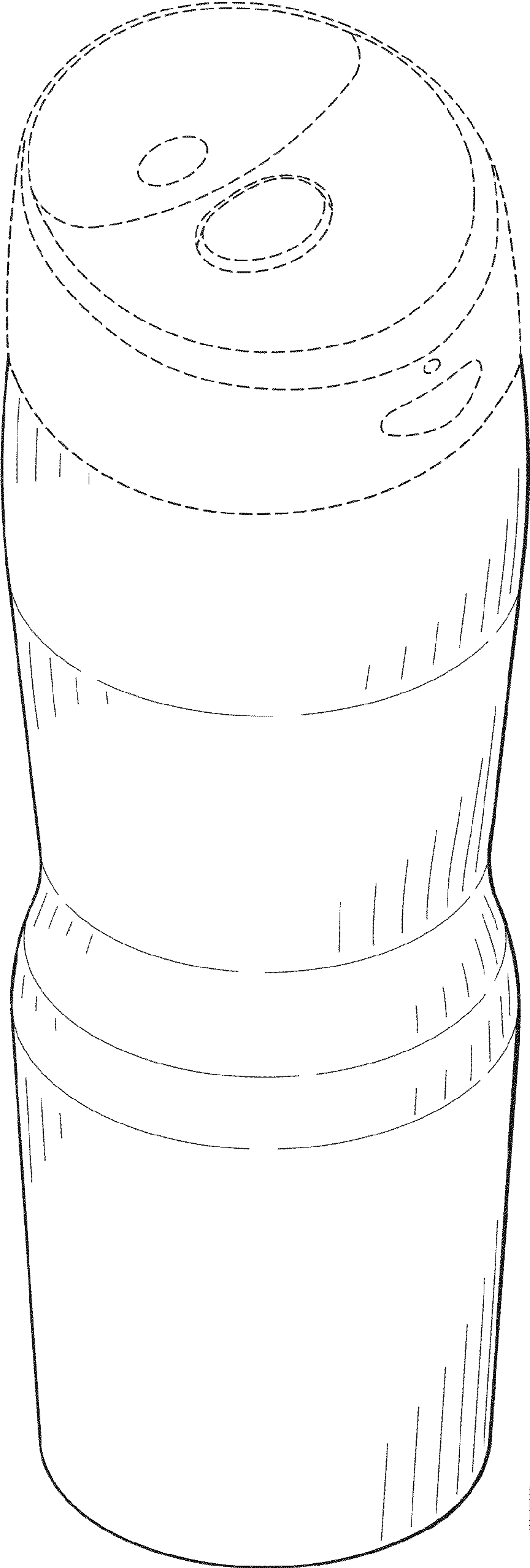


FIG. 1

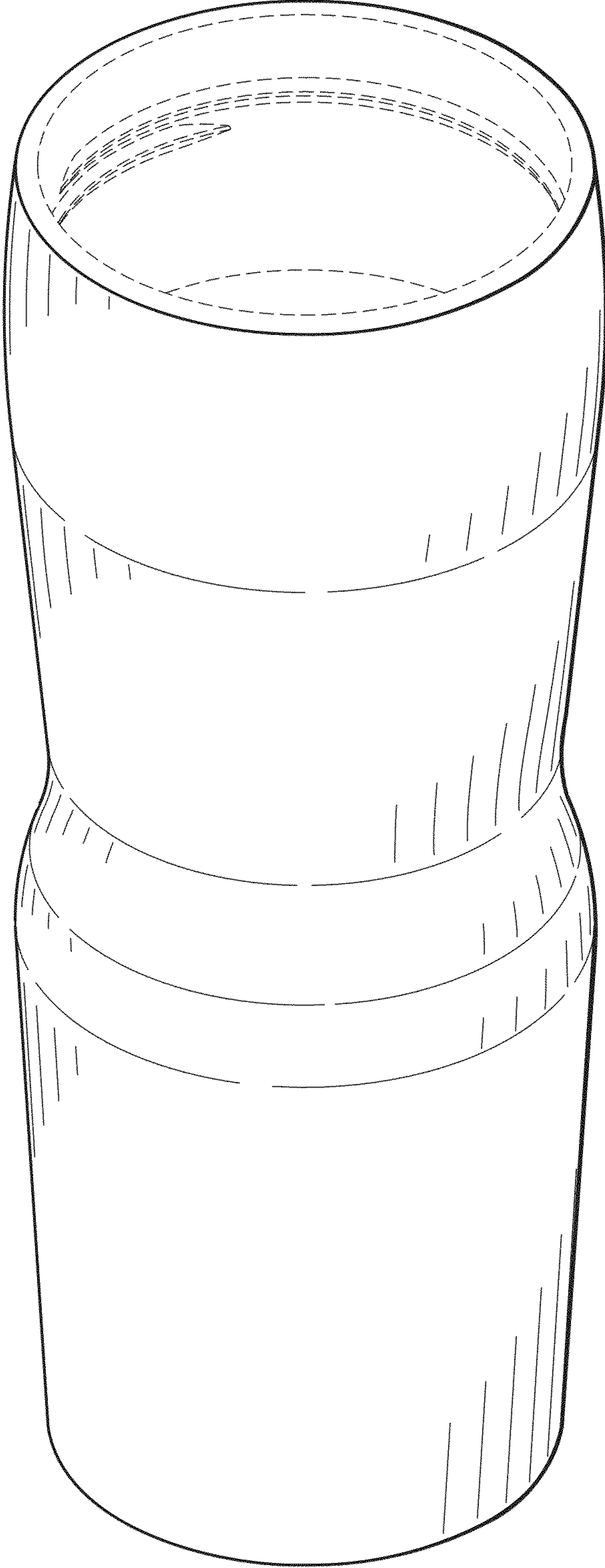


FIG. 2

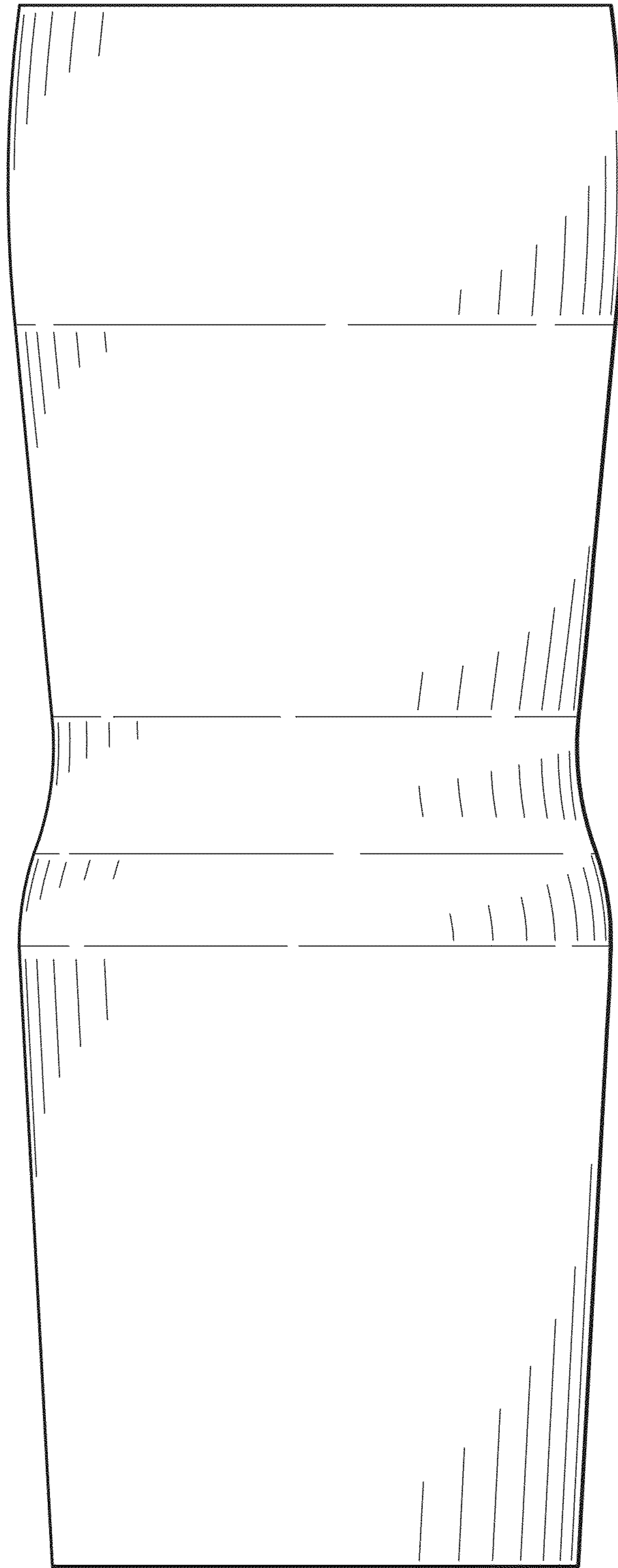


FIG. 3

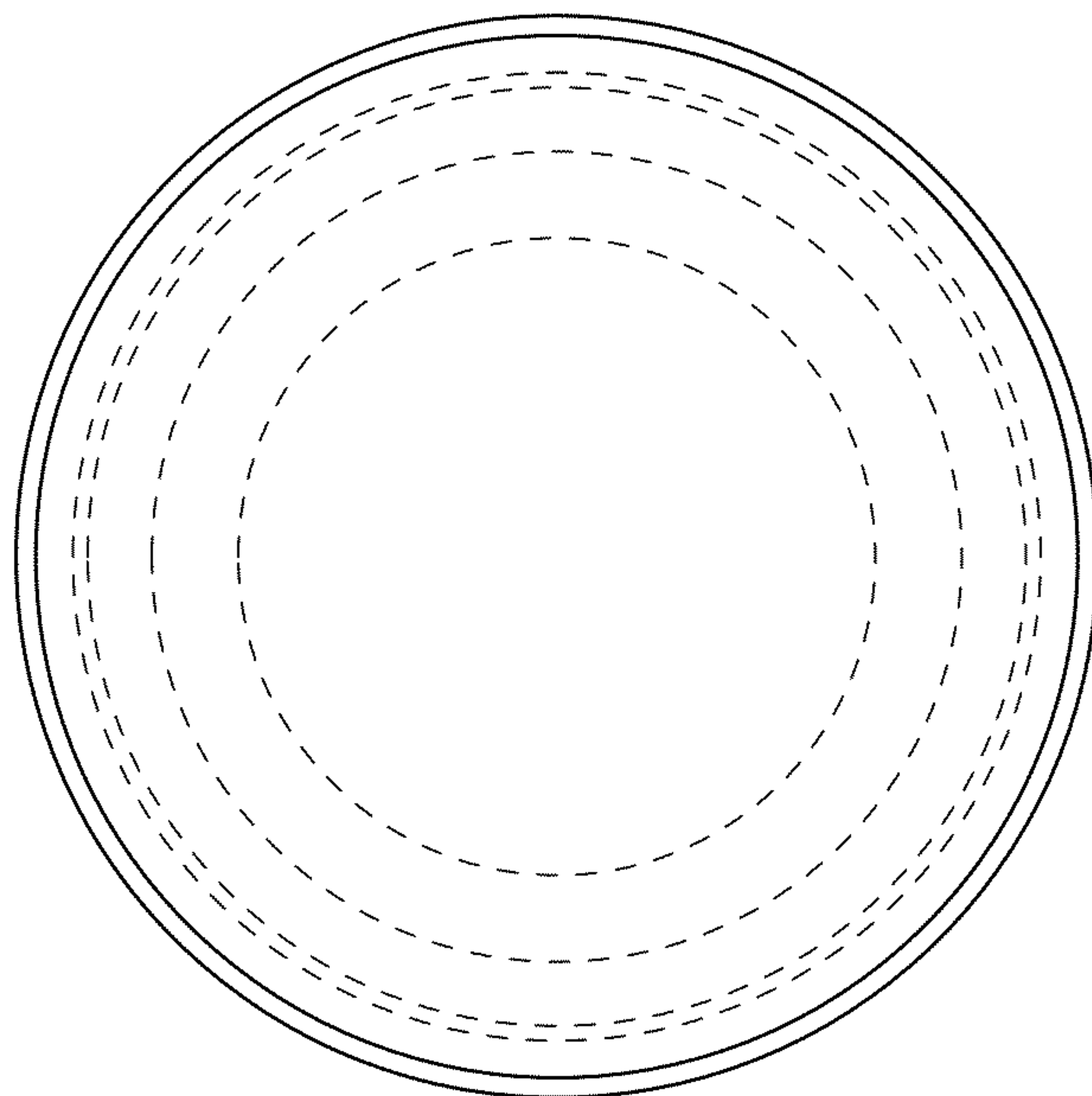


FIG. 4

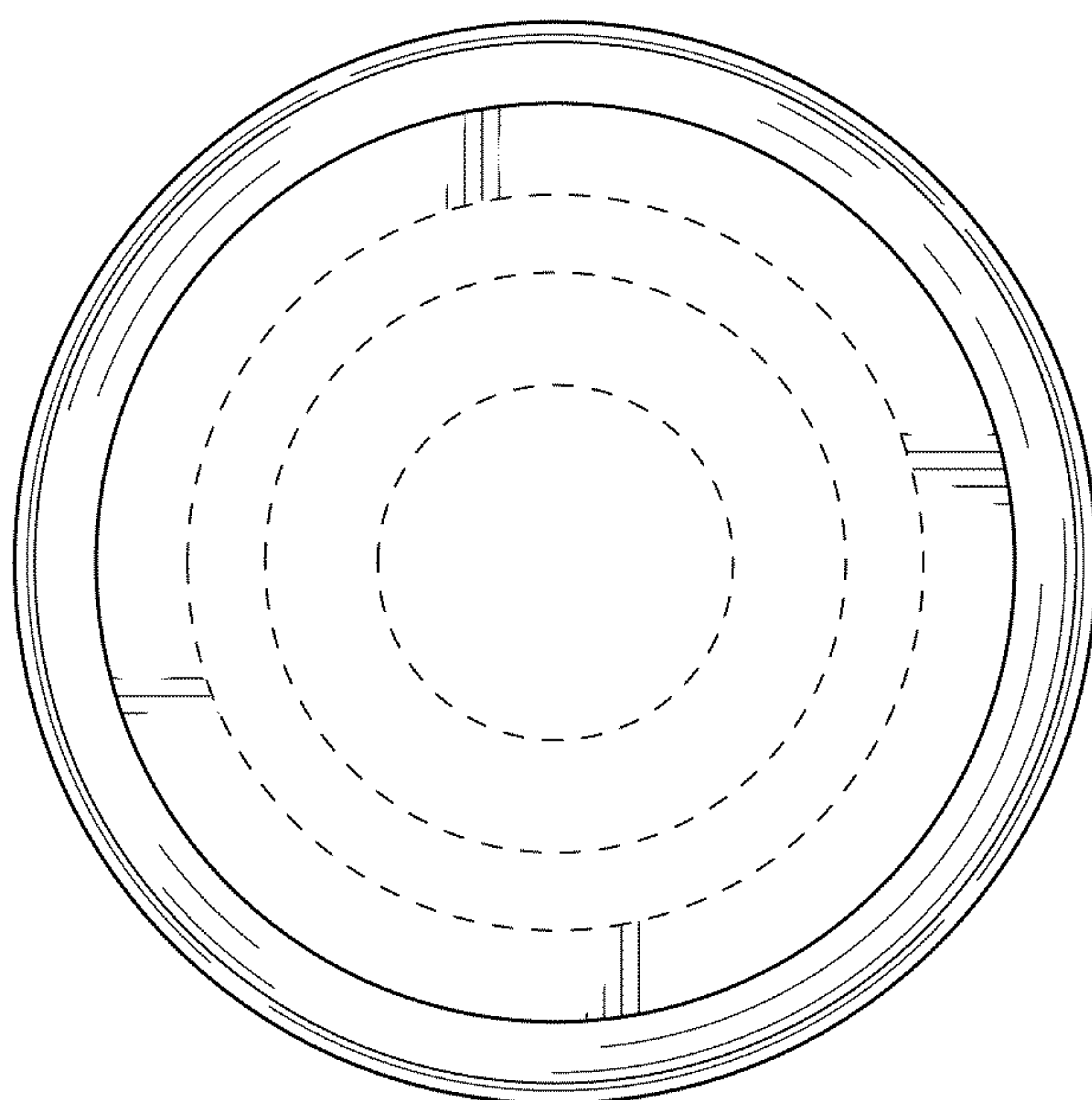


FIG. 5