



US00D729578S

(12) **United States Design Patent**
He

(10) **Patent No.:** **US D729,578 S**

(45) **Date of Patent:** **** May 19, 2015**

(54) **BOTTLE**

(71) Applicant: **Shanghai Hongchen Household Wares Co., Ltd.**, Shanghai (CN)

(72) Inventor: **Junliang He**, Shanghai (CN)

(73) Assignee: **Shanghai Hongchen Household Wares Co., Ltd.**, Shanghai (CN)

(**) Term: **14 Years**

(21) Appl. No.: **29/478,821**

(22) Filed: **Jan. 8, 2014**

(30) **Foreign Application Priority Data**

Aug. 6, 2013 (CN) 2013 3 0374054

(51) **LOC (10) CL.** **07-01**

(52) **U.S. CL.**
USPC **D7/507**

(58) **Field of Classification Search**

USPC D7/300, 300.1, 302-305, 310, 312, 314,
D7/317, 318, 320-323, 329, 330, 354,
D7/396.1, 402, 500, 505, 507, 509, 510,
D7/511, 513, 533, 535, 536, 538, 541, 543,
D7/549, 555, 557, 558, 560, 600, 601, 602,
D7/605, 608, 612, 619.1, 622, 629, 633,
D7/701, 705; D9/420, 434, 435, 440, 443,
D9/446, 447, 449, 453, 500, 503, 504, 516,
D9/519, 527-531, 537, 556, 719, 737, 738,
D9/742, 751, 753; 62/371, 457.1-457.9;
206/216, 217, 541, 543-545; 215/13.1,
215/382-384, 386, 387, 396, 398;
220/592.16, 592.17, 592.2, 592.21,
220/592.22, 592.26-592.28

See application file for complete search history.

(56) **References Cited**

U.S. PATENT DOCUMENTS

D395,203	S	*	6/1998	Moran	D7/608
D411,717	S	*	6/1999	Moran	D7/608
D415,936	S	*	11/1999	Moran	D7/608
D429,118	S	*	8/2000	Hurlbut	D7/608
6,536,620	B2	*	3/2003	Moran	215/396
D474,376	S	*	5/2003	Kitamura et al.	D7/608
D476,859	S	*	7/2003	Short	D7/608
D488,960	S	*	4/2004	Wahl et al.	D7/608
D502,846	S	*	3/2005	Matthews	D7/608
D503,589	S	*	4/2005	Schuler	D7/608
D621,666	S	*	8/2010	Wahl	D7/608
D673,459	S	*	1/2013	Moran, Sr.	D9/608
D682,041	S	*	5/2013	Moran, Sr.	D7/608
D688,538	S	*	8/2013	Nguyen et al.	D7/709

* cited by examiner

Primary Examiner — Susan Bennett Hattan

Assistant Examiner — Leanne Was

(74) *Attorney, Agent, or Firm* — Tianhua Gu; Global IP Service

(57) **CLAIM**

The ornamental design for a bottle, as shown and described.

DESCRIPTION

FIG. 1 is a front elevation view of a bottle showing my new design;

FIG. 2 is a rear elevation view thereof;

FIG. 3 is a left side elevation view thereof;

FIG. 4 is a right side elevation view thereof;

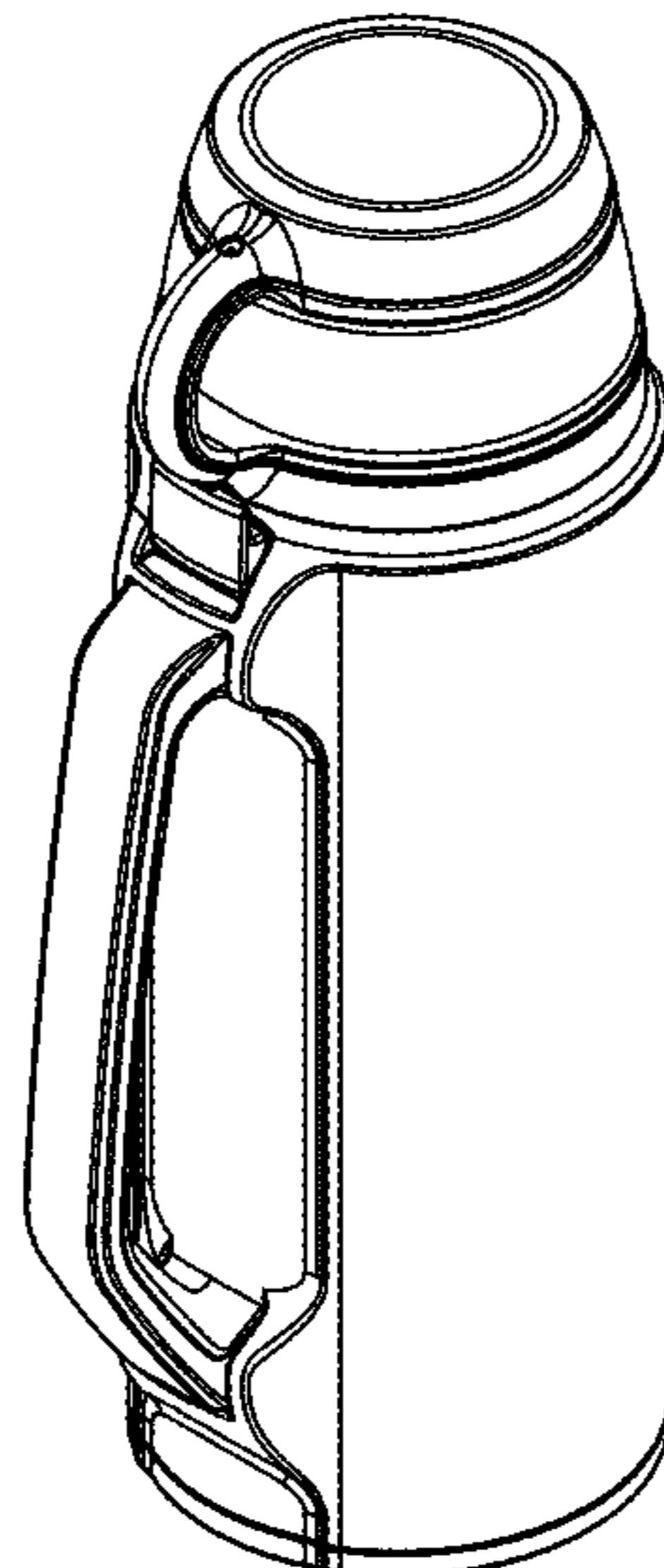
FIG. 5 is a top plan view thereof;

FIG. 6 is a bottom plan view thereof; and,

FIG. 7 is a left perspective view thereof.

The broken lines depict portions of the bottle that form no part of the claimed design.

1 Claim, 4 Drawing Sheets



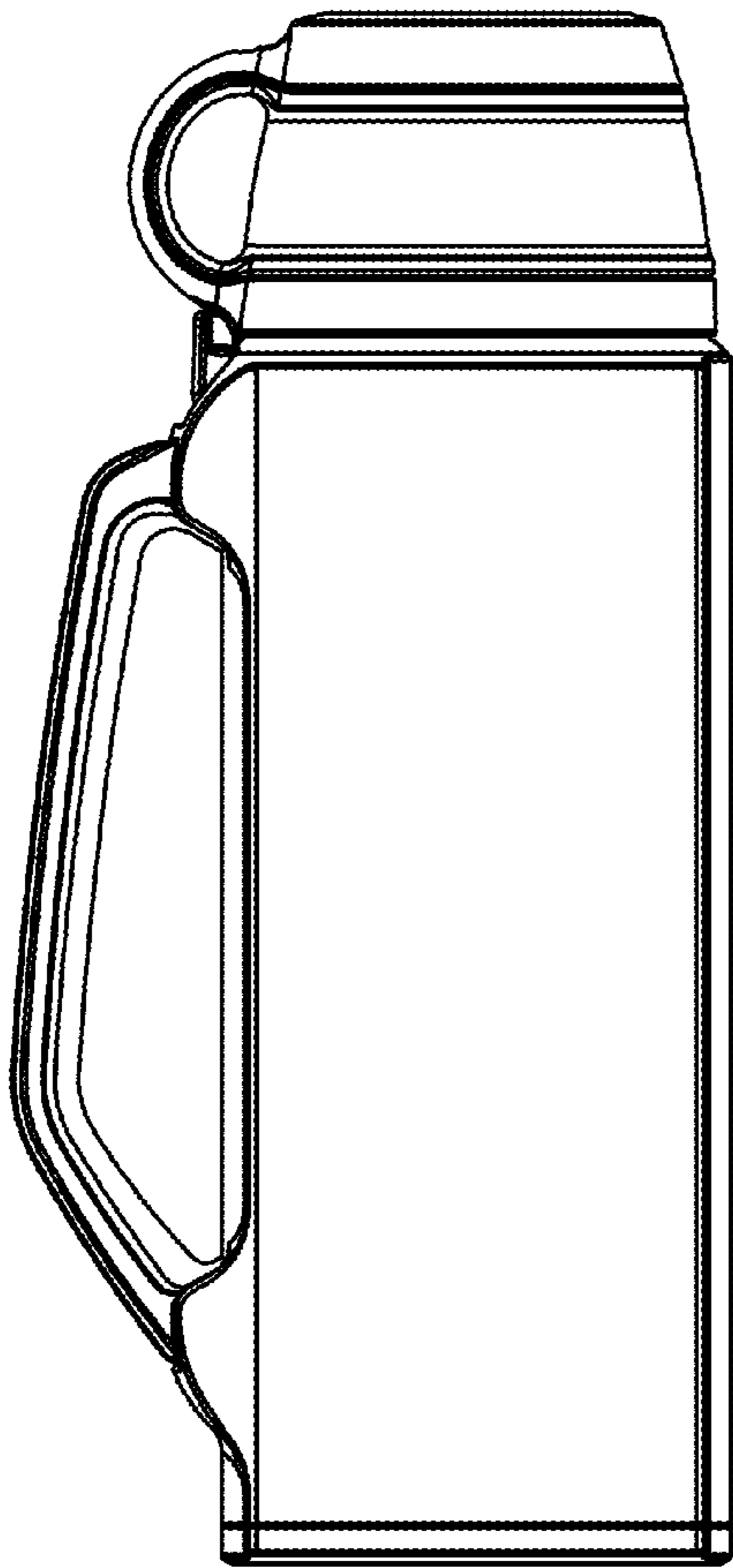


Fig. 1

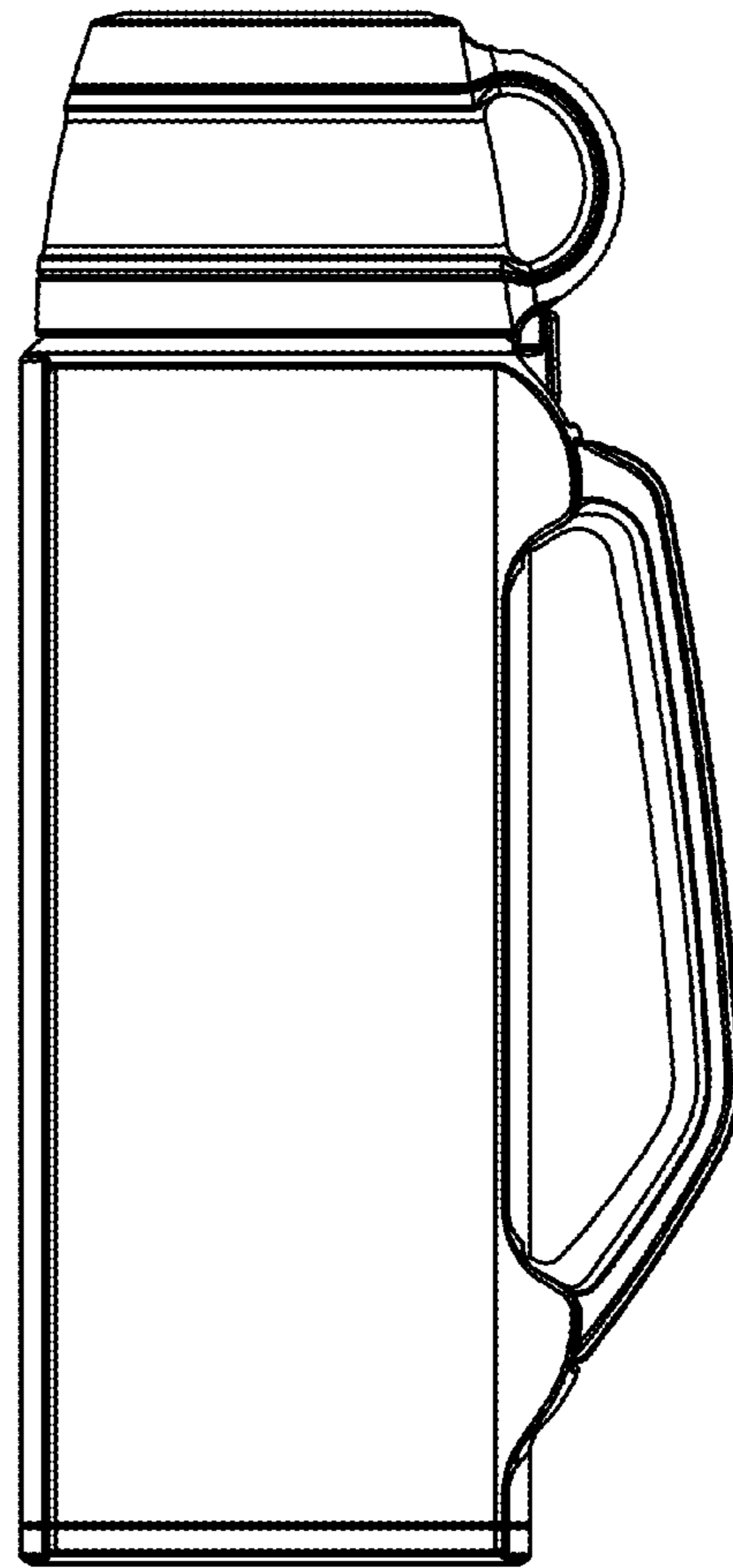


Fig. 2

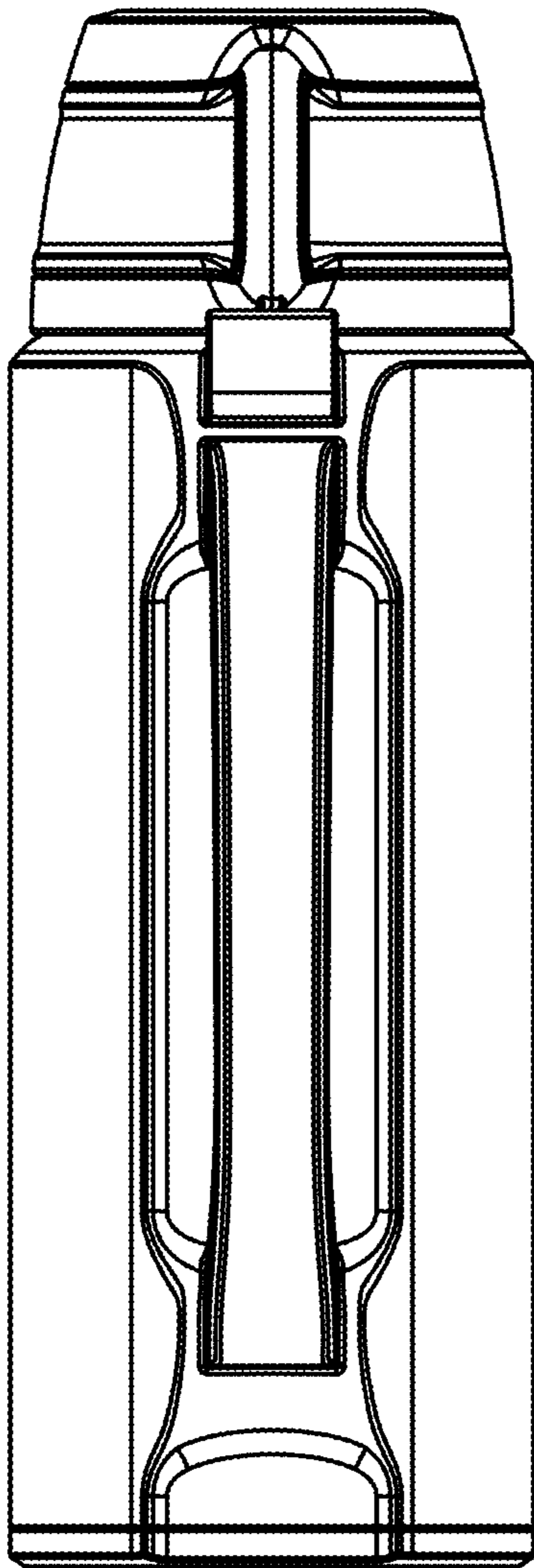


Fig. 3

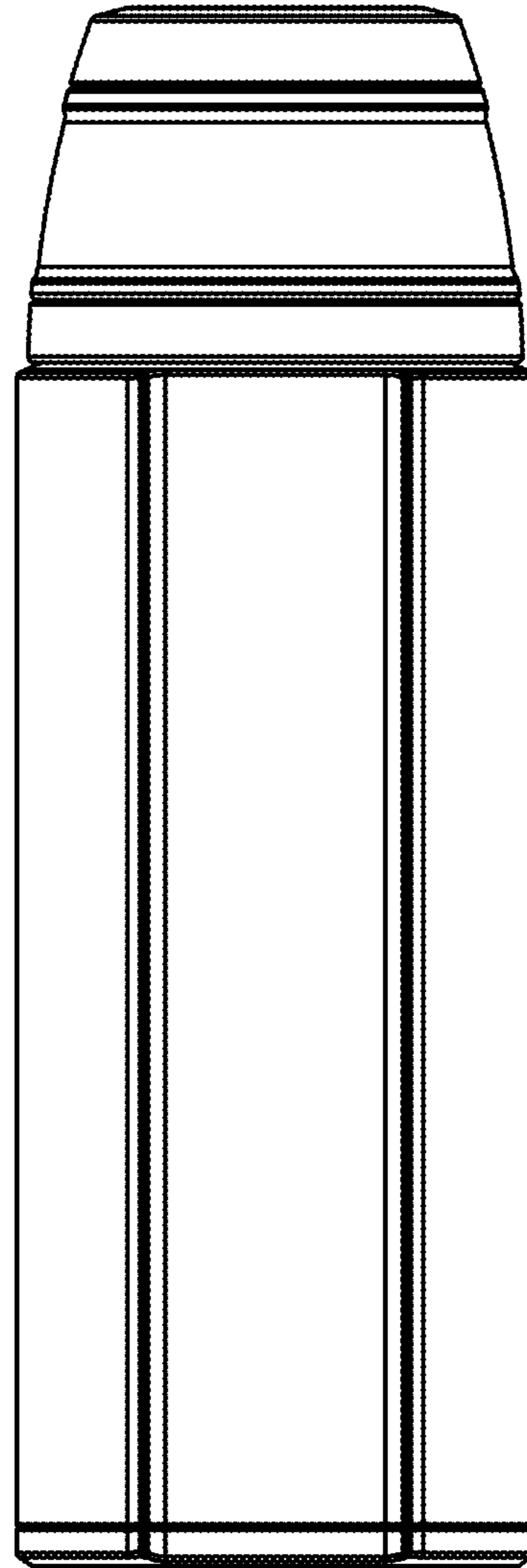


Fig. 4

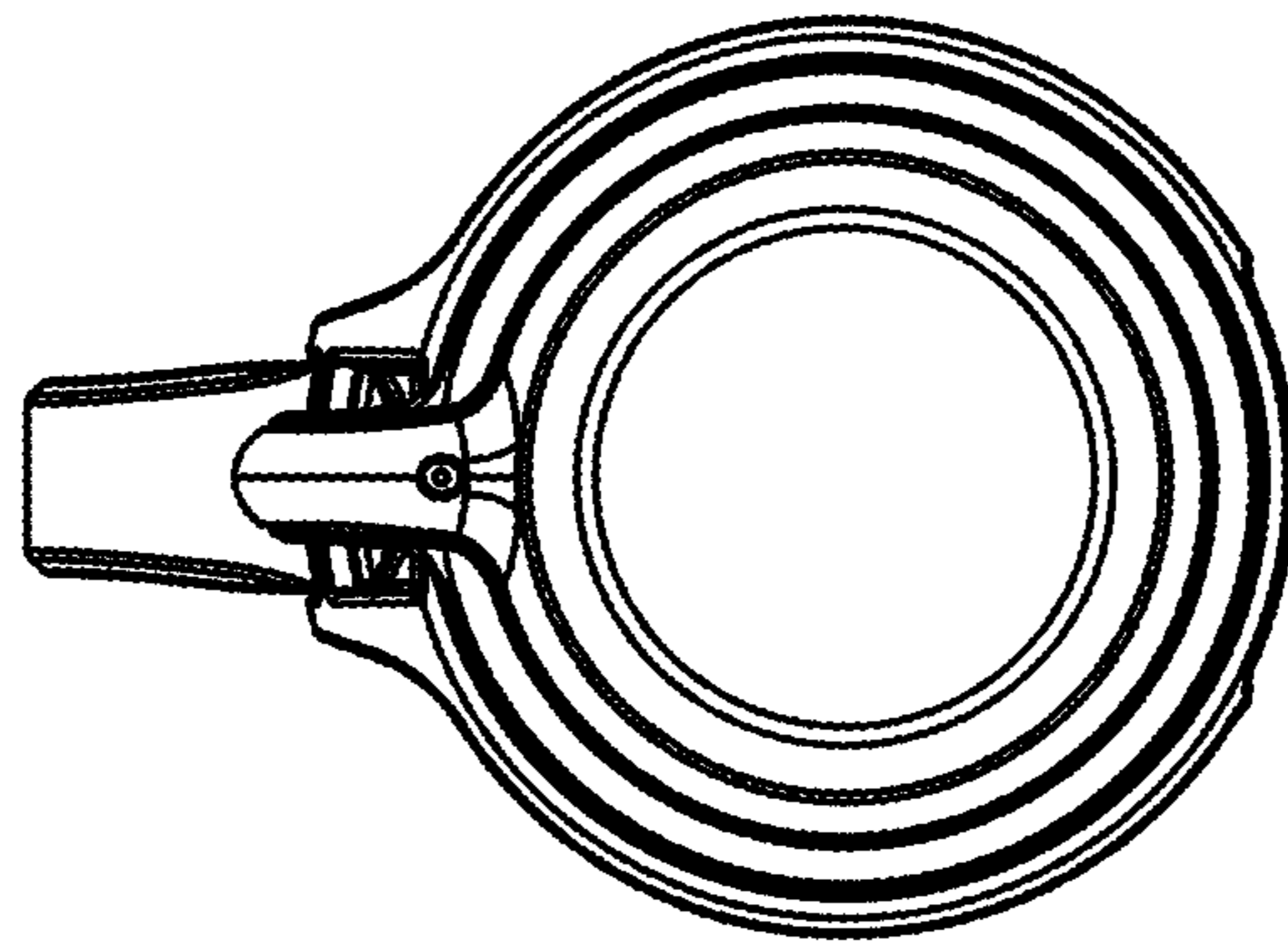


Fig. 5

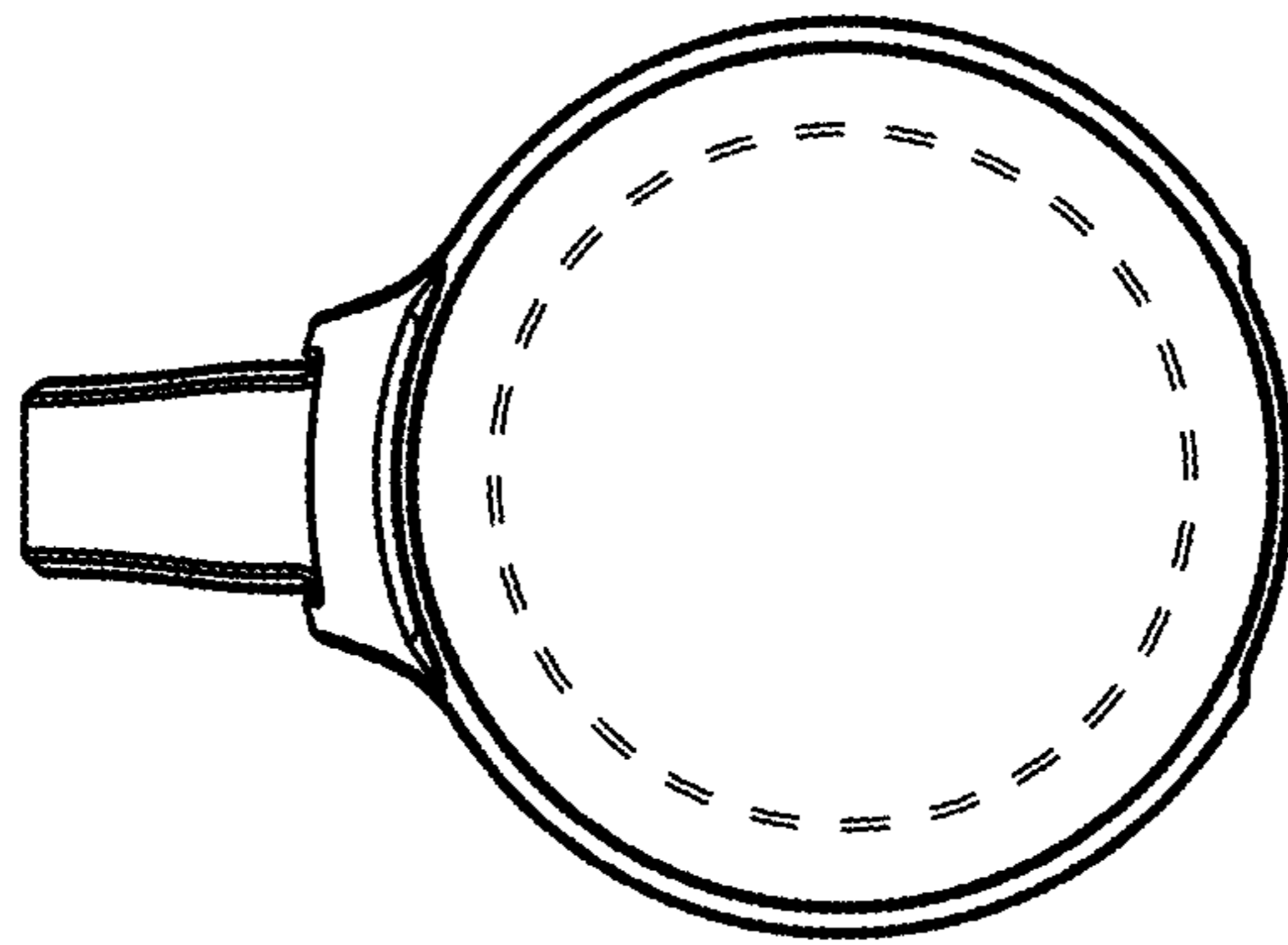


Fig. 6

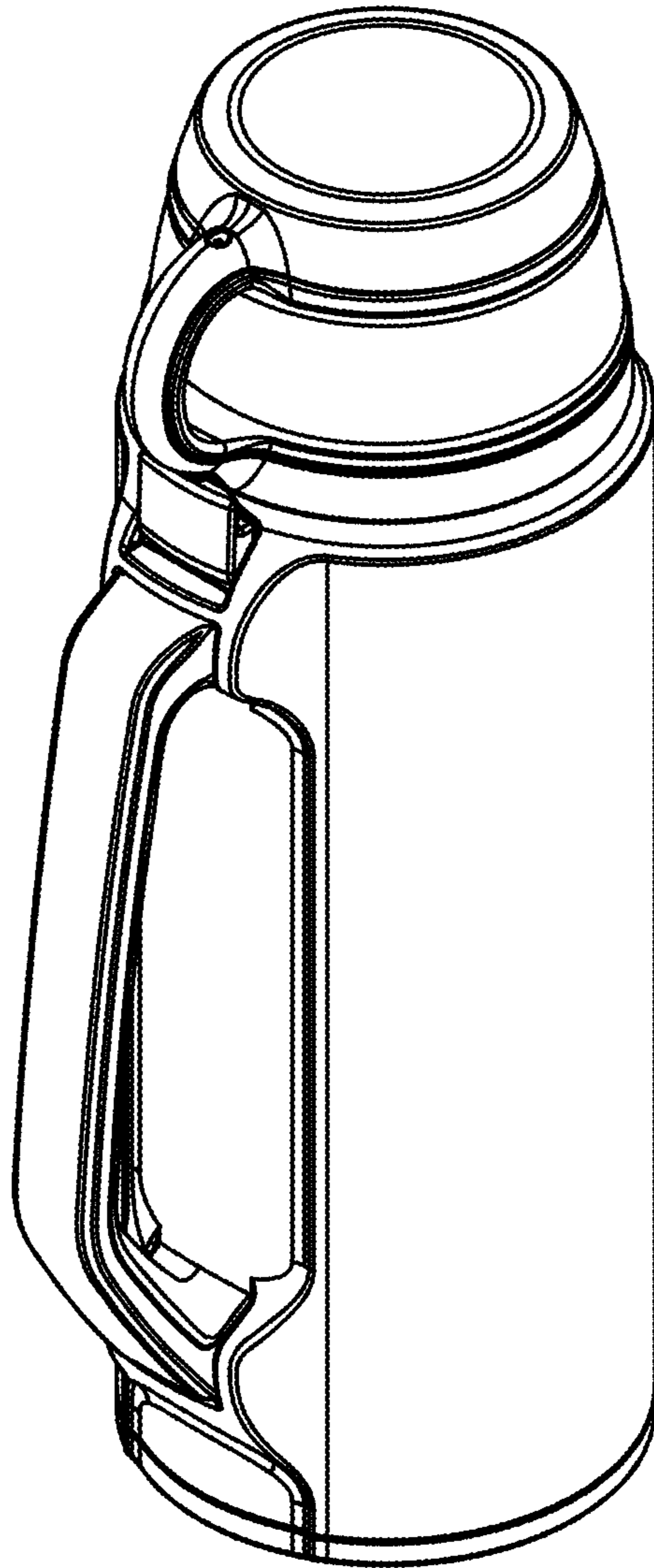


Fig. 7