



US00D729571S

(12) **United States Design Patent**
Wilson et al.

(10) **Patent No.:** **US D729,571 S**
(45) **Date of Patent:** **** May 19, 2015**

- (54) **INTERNAL FILTER FOR WATER BOTTLE**
- (71) Applicant: **Scott Wilson Design, Ltd.**, Chicago, IL (US)
- (72) Inventors: **Scott Wilson**, Chicago, IL (US); **Jacob Nitz**, Chicago, IL (US); **Ishmael Adams**, Chicago, IL (US)
- (73) Assignee: **Scott Wilson Design, Ltd.**, Chicago, IL (US)

5,363,745	A *	11/1994	Lin	99/306
D385,793	S	11/1997	Marsal		
5,775,205	A *	7/1998	Melton	99/322
D419,215	S *	1/2000	Kim	D23/209
6,098,834	A	8/2000	Hatsumoto et al.		
6,202,877	B1	3/2001	La Torre et al.		
D445,678	S *	7/2001	Malmborg	D9/434
D445,679	S *	7/2001	Malmborg	D9/434
6,283,013	B1 *	9/2001	Romandy et al.	99/322
6,327,965	B1 *	12/2001	Lin Tien	99/299
6,343,542	B1 *	2/2002	Shen	99/299
6,763,964	B1	7/2004	Hurlbut et al.		
D496,429	S *	9/2004	Donnelly	D23/209

(**) Term: **14 Years**

(Continued)

(21) Appl. No.: **29/514,628**

FOREIGN PATENT DOCUMENTS

(22) Filed: **Jan. 14, 2015**

EM	001682550-0002	*	3/2010
WO	D072609-001	*	4/2010

Related U.S. Application Data

Primary Examiner — Susan Bennett Hattan

(63) Continuation of application No. 29/475,350, filed on Dec. 3, 2013, now abandoned.

Assistant Examiner — Leanne Was

(51) **LOC (10) Cl.** **07-01**

(74) *Attorney, Agent, or Firm* — Neal, Gerber & Eisenberg LLP

(52) **U.S. Cl.**
USPC **D7/396.2; D7/400**

(58) **Field of Classification Search**
USPC D7/300, 300.1, 302, 305, 309, 387, D7/396.1, 396.2, 396.6, 397, 399, 400, D7/413, 500, 505, 507, 509, 510, 513, 538, D7/541, 546, 549, 555, 558, 591, 601, 602, D7/605, 608, 619.1; D9/434, 436, 500, D9/503, 504, 516, 519, 529, 537, 549, 715, D9/719, 737, 738; D23/209; 99/279; 210/348; 215/386, 387; 220/703

(57) **CLAIM**

The ornamental design for an internal filter for water bottle, as shown and described in the accompanying drawings.

See application file for complete search history.

DESCRIPTION


(56) **References Cited**

FIG. 1 is a front view of the internal filter for water bottle, in accordance with the present invention. The claimed aspects of the internal filter for water bottle are identical or mirror images of FIG. 1 in a rear view and from left and right sides. FIG. 2 is a top perspective view of the internal filter for water bottle depicted in FIG. 1; and, FIG. 3 is a bottom perspective view of the internal filter for water bottle depicted in FIG. 1. The broken lines in the drawings are provided for environment and depict unclaimed portions of the internal filter for water bottle. They form no part of the claimed design.

U.S. PATENT DOCUMENTS

2,788,733	A *	4/1957	Jacques	99/323
3,964,631	A	6/1976	Albert		
4,133,446	A	1/1979	Albert		

1 Claim, 3 Drawing Sheets



(56)

References Cited

U.S. PATENT DOCUMENTS

6,786,137	B1 *	9/2004	Shen	99/323	8,360,267	B1	1/2013	Chiou et al.
7,296,598	B2	11/2007	Lin et al.		8,376,162	B2	2/2013	Yang
D560,097	S *	1/2008	Shen	D7/510	8,397,940	B2	3/2013	Steininger
7,416,093	B2	8/2008	Lin et al.		D691,418	S *	10/2013	Minton et al. D7/400
7,546,933	B2	6/2009	Pinelli		8,561,524	B2 *	10/2013	DeMiglio et al. 99/300
D608,885	S	1/2010	Sneddon et al.		D694,852	S *	12/2013	Gordon D23/209
D631,285	S *	1/2011	Smiedt et al.	D7/392.1	D708,057	S *	7/2014	Hansen D9/429
D631,286	S *	1/2011	Smiedt et al.	D7/392.1	D709,329	S	7/2014	Ross
D639,661	S	6/2011	Llerena		D709,374	S *	7/2014	Wilcox et al. D9/453
D639,663	S	6/2011	Llerena		D718,127	S *	11/2014	Moriyama et al. D9/438
7,997,442	B2	8/2011	Pinelli		2006/0226160	A1	10/2006	Elsaden et al.
8,142,654	B2 *	3/2012	Kohl 210/244		2008/0203005	A1 *	8/2008	Francisco et al. 210/238
8,215,512	B2	7/2012	Tardif		2008/0272134	A1	11/2008	Rohe
8,272,525	B1	9/2012	La Torre et al.		2011/0198279	A1 *	8/2011	Carter et al. 210/464
8,297,462	B1	10/2012	Joyce		2011/0309095	A1	12/2011	Pinelli
8,360,258	B2	1/2013	Gilbert et al.		2012/0037651	A1	2/2012	Steuer
					2013/0056467	A1	3/2013	Shepard et al.
					2013/0153480	A1 *	6/2013	Risheq 210/232

* cited by examiner




FIG. 1




FIG. 2




FIG. 3