



US00D729551S

(12) **United States Design Patent**
Trinh et al.

(10) **Patent No.:** **US D729,551 S**

(45) **Date of Patent:** **** May 19, 2015**

(54) **DISPLAY APPARATUS**

(71) Applicant: **Target Brands, Inc.**, Minneapolis, MN (US)

(72) Inventors: **Nick Q. Trinh**, Minneapolis, MN (US);
Judd S. Kivi, Minneapolis, MN (US);
Bradley R. Kimber, St. Francis, MN (US)

(73) Assignee: **Target Brands, Inc.**, Minneapolis, MN (US)

(**) Term: **14 Years**

(21) Appl. No.: **29/480,268**

(22) Filed: **Jan. 24, 2014**

(51) **LOC (10) Cl.** **06-06**

(52) **U.S. Cl.**
USPC **D6/678.2**

(58) **Field of Classification Search**

CPC A47F 1/00; A47F 55/00
USPC D6/329, 672, 677, 677.1, 677.2, 677.3,
D6/677.5, 678.2, 678.4, 680.3, 682, 705.3,
D6/719.3; D7/387-388, 505-507,
D7/553.6-553.8, 554.2, 584-585, 587,
D7/590, 596-597, 600.1-600.4;
211/71.01, 74, 85.31, 119.12, 128.1,
211/181.1, 13.1, 41.1, 41.3, 41.4, 49.1,
211/133.1, 133.2, 133.5; 248/127, 146,
248/153, 175

See application file for complete search history.

(56) **References Cited**

U.S. PATENT DOCUMENTS

1,739,730 A *	12/1929	Orthwine	211/128.1
D295,932 S *	5/1988	Cugley	D6/476
D386,327 S *	11/1997	Rotchin	D6/470
D394,173 S *	5/1998	Habib	D6/474
D559,595 S *	1/2008	Sellars	D6/511
D568,064 S *	5/2008	Scholen et al.	D6/466
D654,726 S *	2/2012	Nealon et al.	D6/466

OTHER PUBLICATIONS

Office Action from Canadian Patent Application No. 155698, mailed Oct. 9, 2014 (2 pages).

* cited by examiner

Primary Examiner — Kelley Donnelly

(74) *Attorney, Agent, or Firm* — Leanne Taveggia Farrell; Westman, Champlin & Koehler, P.A.

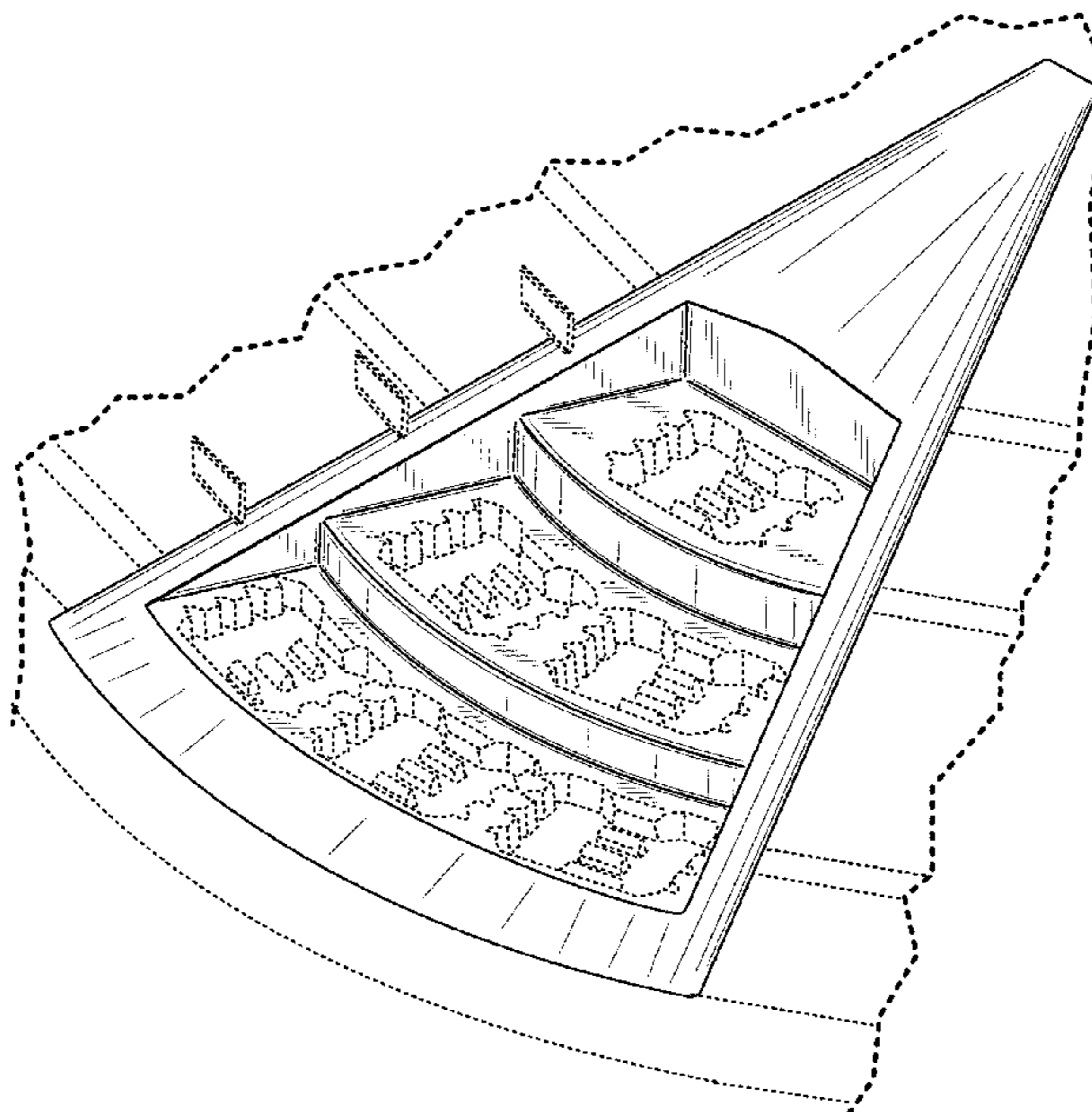
(57) **CLAIM**

The ornamental design for a display apparatus, as shown and described.

DESCRIPTION

FIG. 1 is a right perspective view of a display apparatus showing our new design;
FIG. 2 is a left perspective view thereof;
FIG. 3 is a front view thereof; and,
FIG. 4 is a top view thereof.
The broken lines shown in the drawings are included for purposes of illustrating environment or portions of the display apparatus and form no part of the claimed design.

1 Claim, 4 Drawing Sheets



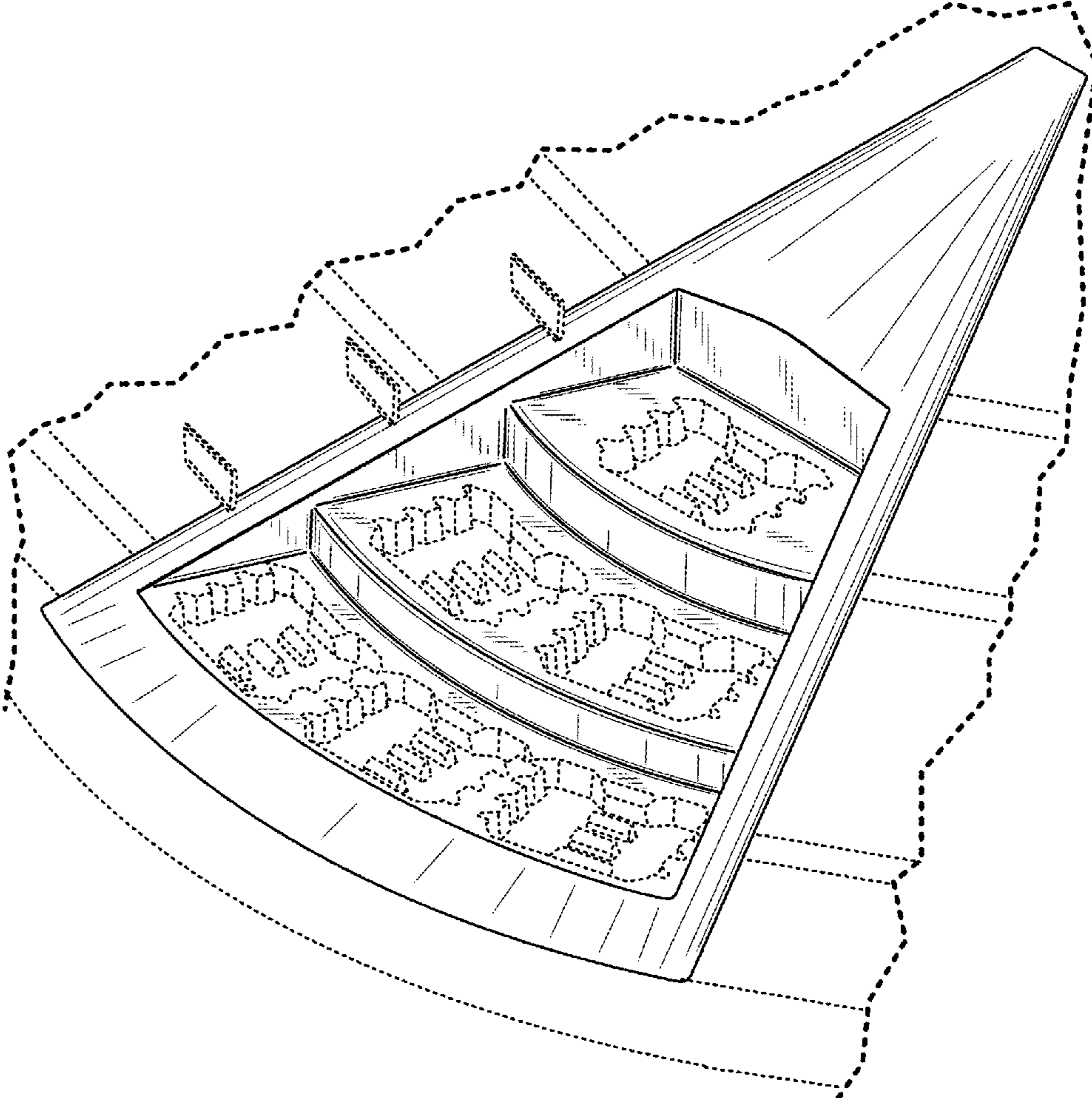


FIG. 1

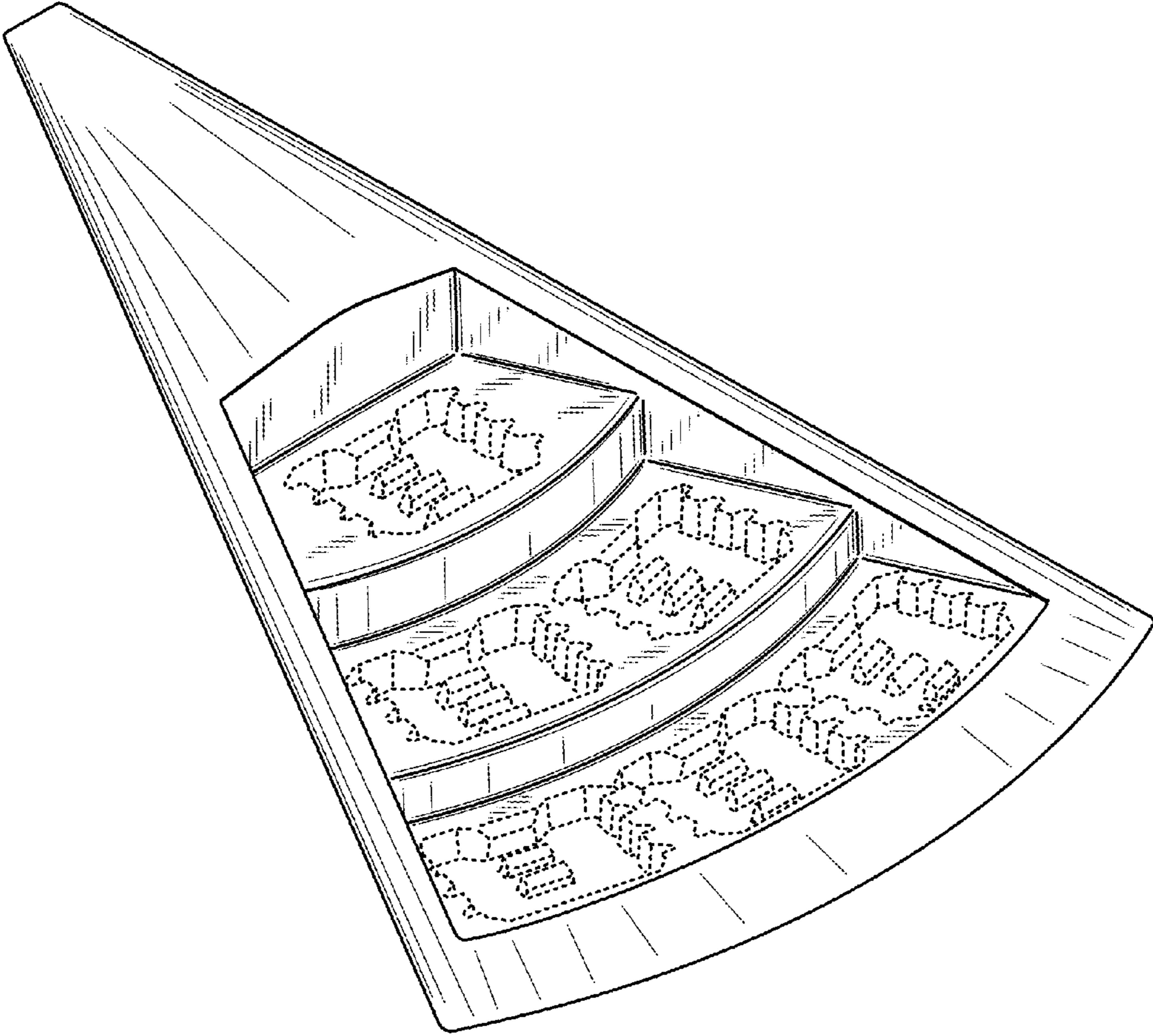


FIG. 2

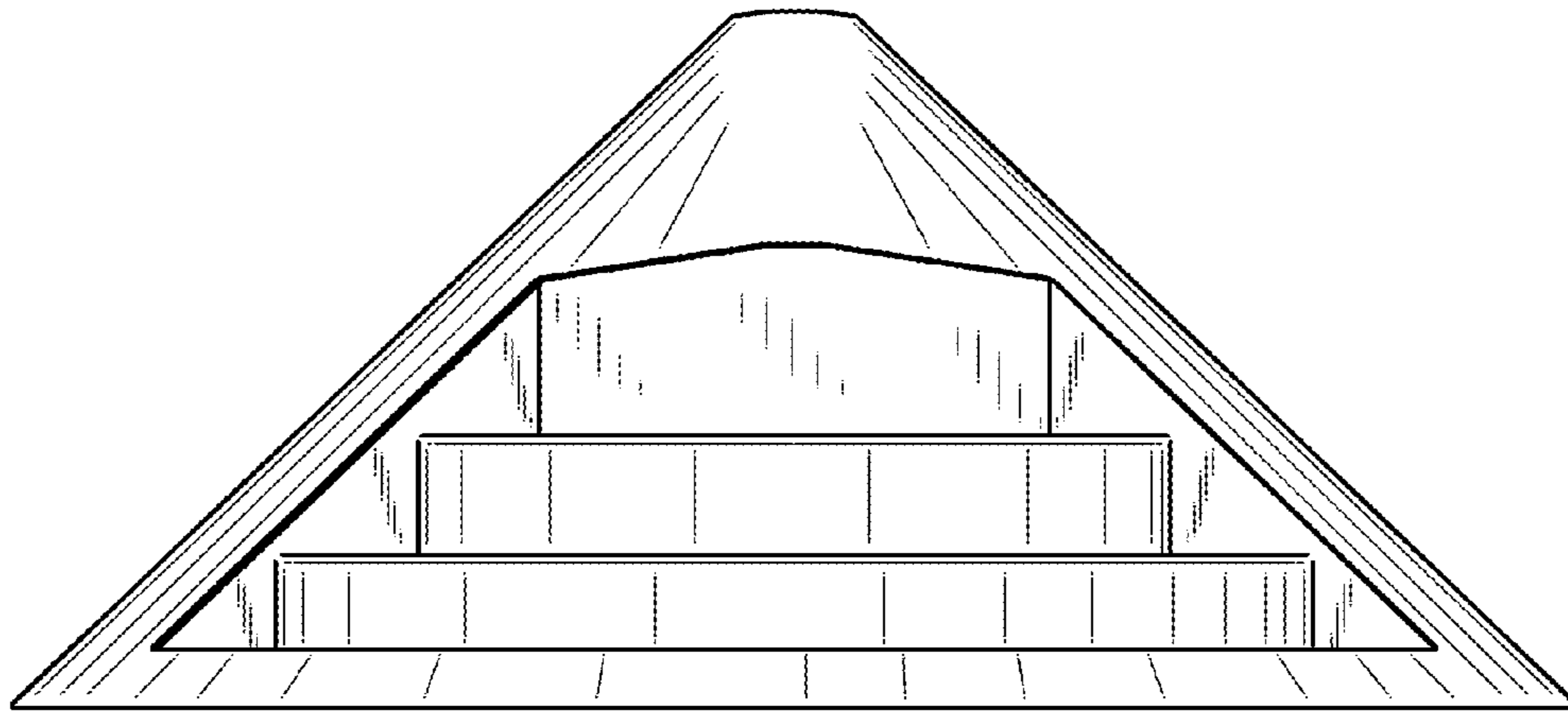


FIG. 3

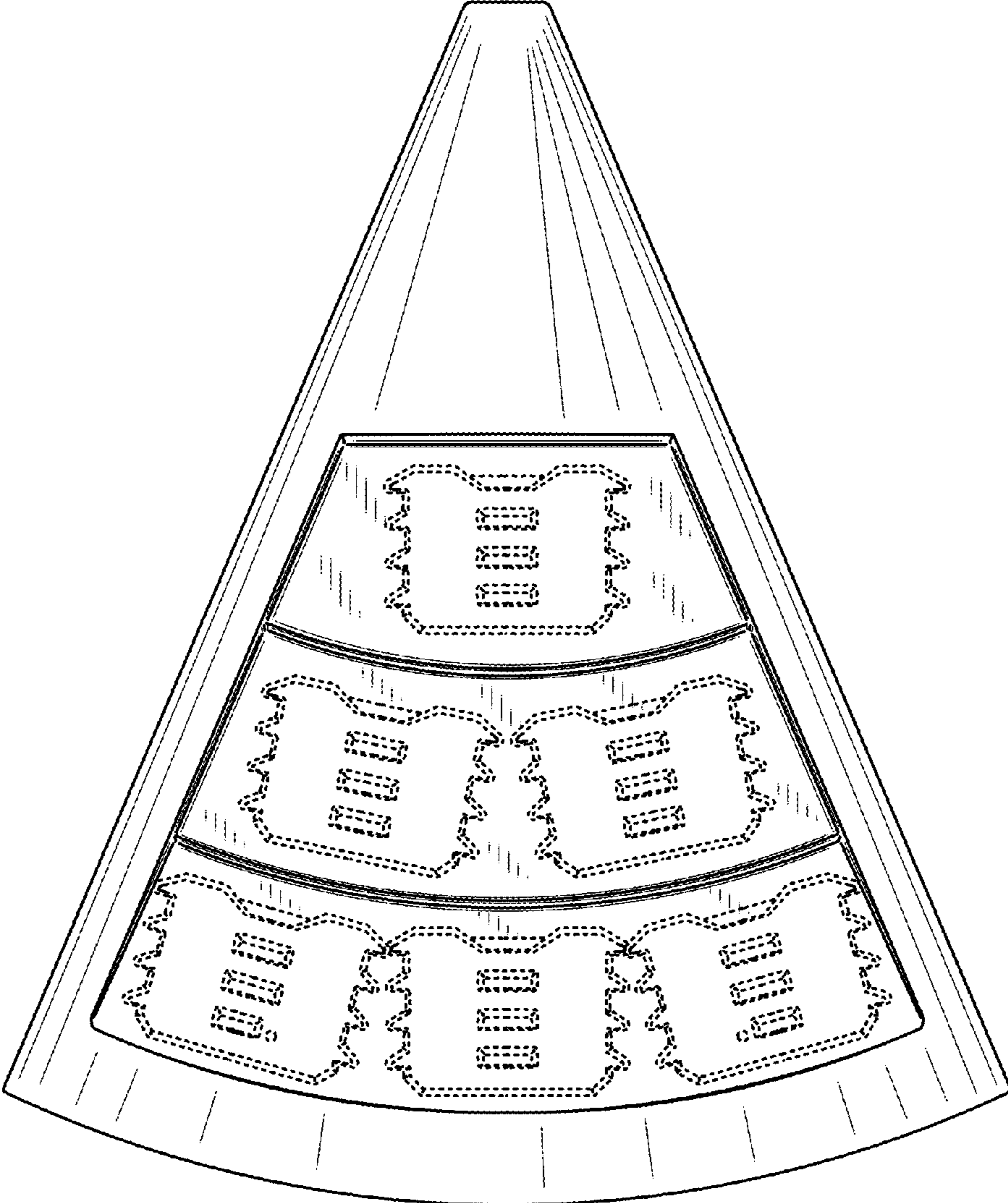


FIG. 4