



US00D729547S

(12) **United States Design Patent**
Montgomery et al.

(10) **Patent No.:** **US D729,547 S**

(45) **Date of Patent:** **** May 19, 2015**

(54) **CABINET**

(71) Applicant: **CLEVER MEDKITS LIMITED**,
Christchurch (NZ)

(72) Inventors: **Peter James Montgomery**, Kaiapoi
(NZ); **Peter Gillman**, Kaiapoi (NZ)

(73) Assignee: **INVENTORY TECHNOLOGIES LIMITED**, Christchurch (NZ)

(**) Term: **14 Years**

(21) Appl. No.: **29/491,519**

(22) Filed: **May 21, 2014**

(51) **LOC (10) Cl.** **06-04**

(52) **U.S. Cl.**

USPC **D6/665**

(58) **Field of Classification Search**

USPC D3/271.1, 273; D6/559, 648, 651-652,
D6/657-661, 661.3, 662.1, 663-664,
D6/664.1, 667-668, 668.2, 670-671,
D6/671.1, 671.2, 674, 675.1-675.3, 681,
D6/691.8, 694, 702-703, 703.1-703.4,
D6/705.5, 707; D90/667; D11/90, 122,
D11/130.1; D14/480.2; 312/138.1,
312/203-205, 217, 224, 257.1, 265.3,
312/265.6, 293.2, 384.4

See application file for complete search history.

(56) **References Cited**

U.S. PATENT DOCUMENTS

D168,686 S *	1/1953	Hunter	D6/450
D242,406 S *	11/1976	Romanoff	D6/559
D352,014 S *	11/1994	O'Leary	D11/130.1
D353,046 S *	12/1994	Whitaker	D3/273
D393,393 S *	4/1998	Greger	D6/559
D412,461 S *	8/1999	McGrew	D11/122
D454,488 S *	3/2002	Davis	D9/667
D467,516 S *	12/2002	Yacoubian	D11/90
D481,223 S *	10/2003	Locker et al.	D6/470
D538,808 S *	3/2007	Landau	D14/480.2
D580,168 S *	11/2008	Whitaker	D3/271.1
D671,770 S *	12/2012	Kroll	D6/674

* cited by examiner

Primary Examiner — Ricky Pham

(74) *Attorney, Agent, or Firm* — Morrison & Foerster LLP

(57) **CLAIM**

The ornamental design for a cabinet, as shown and described.

DESCRIPTION

The file of this patent contains at least one drawing executed in color. Copies of this patent with color drawings will be provided by the Office upon request and payment of the necessary fee.

FIG. 1 is a front perspective view of a cabinet;

FIG. 2 is a rear perspective view thereof;

FIG. 3 is a front view thereof;

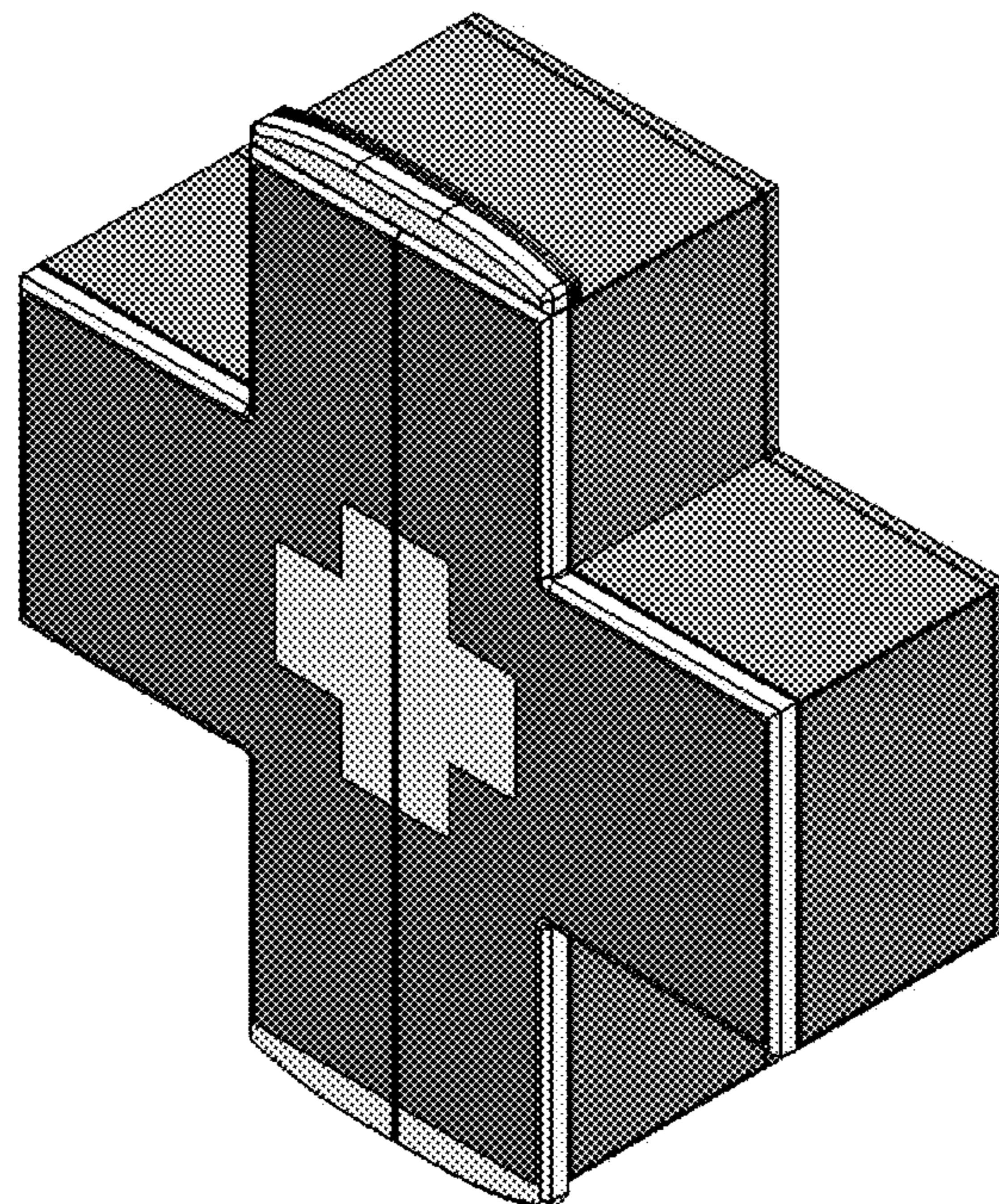
FIG. 4 is a top view thereof;

FIG. 5 is a side view thereof;

FIG. 6 is a bottom view thereof; and,

FIG. 7 is a rear view thereof.

1 Claim, 7 Drawing Sheets
(7 of 7 Drawing Sheet(s) Filed in Color)



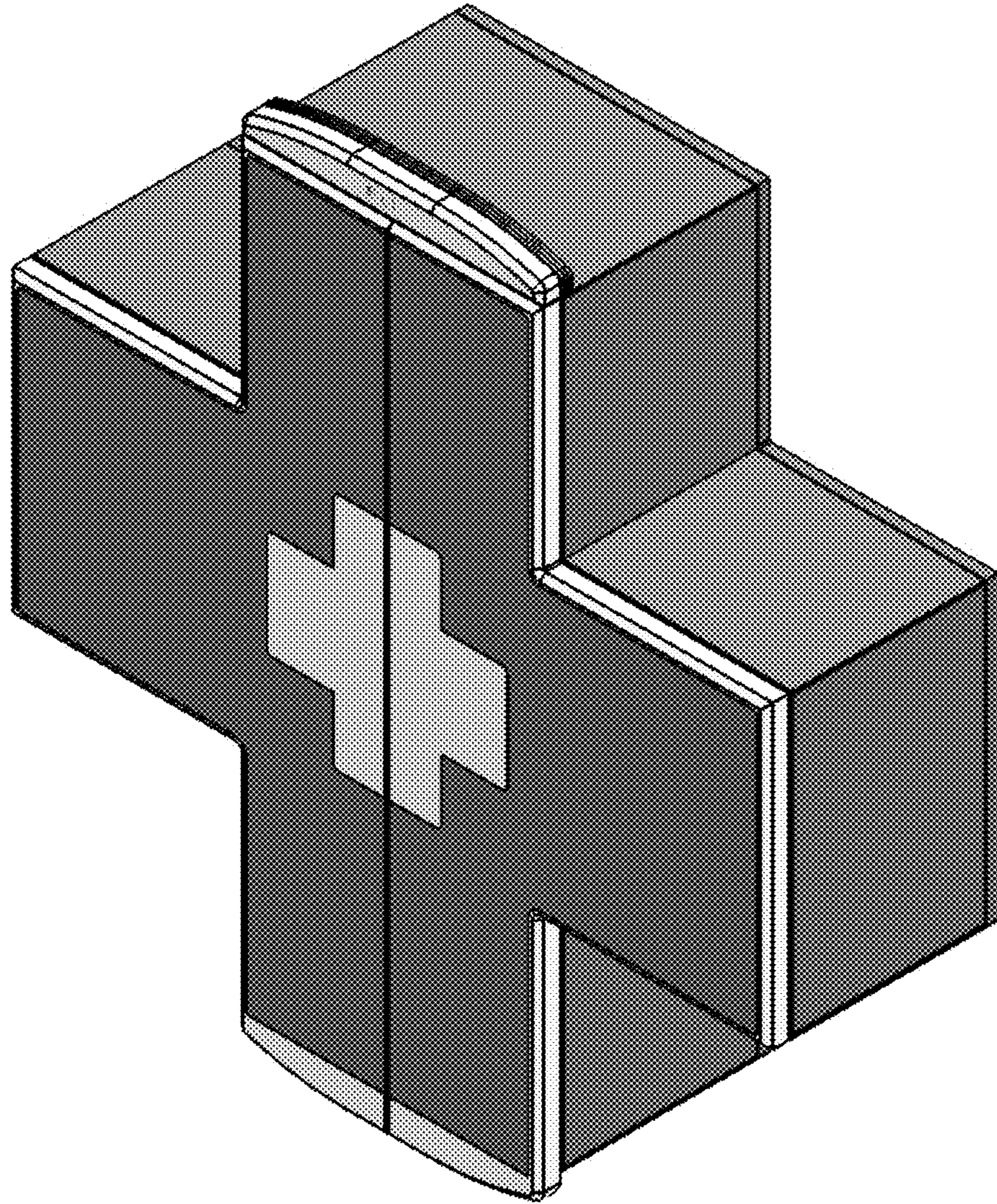


FIG. 1

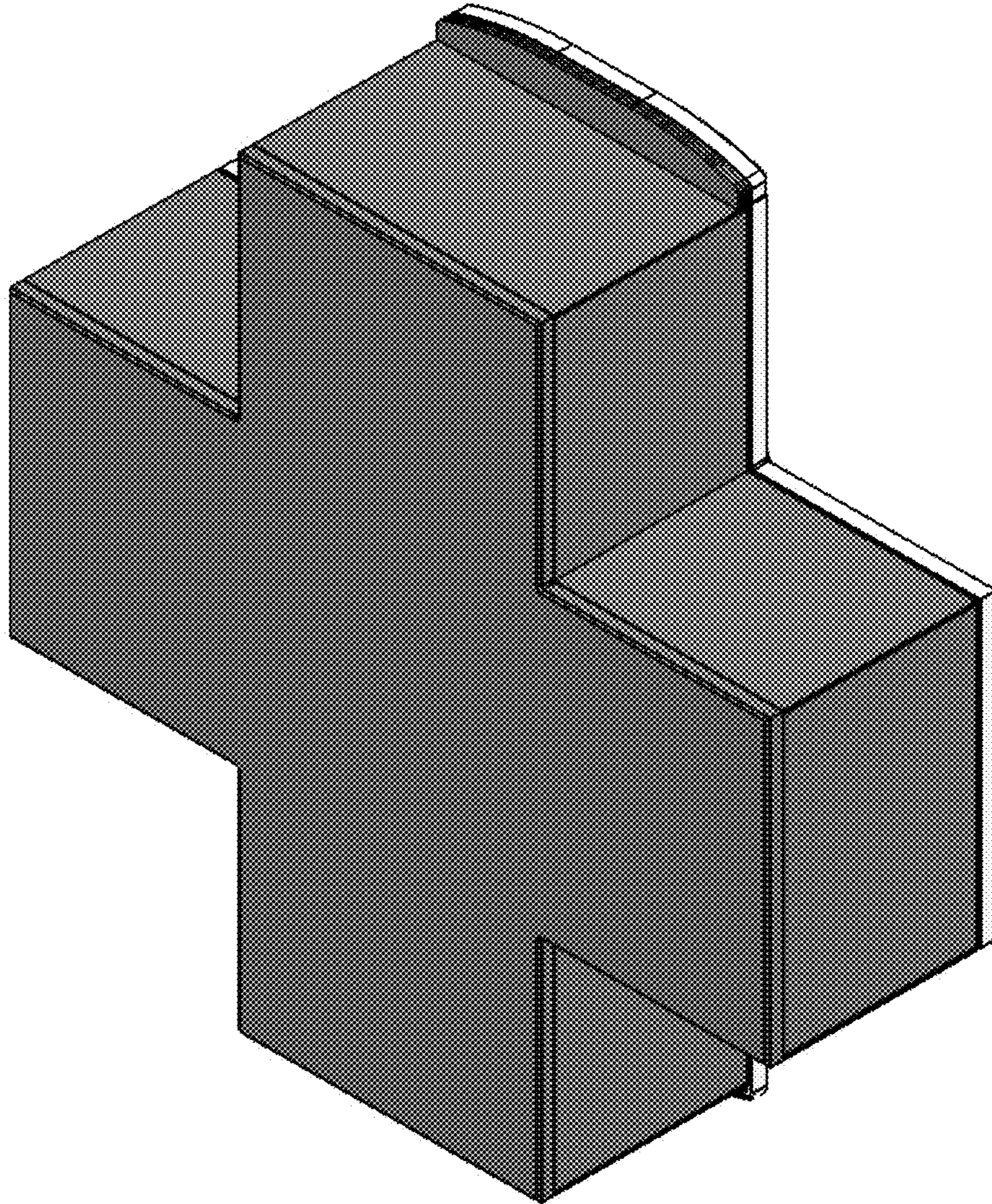


FIG. 2




FIG. 3




FIG. 4




FIG. 5




FIG. 6




FIG. 7