



US00D729545S

(12) **United States Design Patent**
Blumenthal

(10) **Patent No.:** **US D729,545 S**

(45) **Date of Patent:** **** May 19, 2015**

(54) **CURVY PILLOW**

(71) Applicant: **Pamela Blumenthal**, Deerfield, IL (US)

(72) Inventor: **Pamela Blumenthal**, Deerfield, IL (US)

(**) Term: **14 Years**

(21) Appl. No.: **29/477,280**

(22) Filed: **Dec. 20, 2013**

(51) **LOC (10) Cl.** **06-09**

(52) **U.S. Cl.**
USPC **D6/601**

(58) **Field of Classification Search**

CPC A47G 9/10; A47G 9/1009; A47G 9/1018;
A47G 9/1027; A47G 9/1036; A47G 9/1045;
A47G 9/1063; A47G 9/1072; A47G 9/1081;
A47G 9/109

USPC D6/349, 355, 375, 512, 595, 596, 601,
D6/611, 604, 715, 716, 716.1; D21/803,
D21/804, 805, 809; D24/183-185, 234;
5/401, 417, 419, 420, 600, 625,
5/630-636, 638, 639, 646, 652, 653, 655,
5/655.4, 690, 703, 730, 933, 946, 947;
128/202.18, 845; 297/180.11, 393,
297/397, 452.26, 452.48, 452.62, 482;
441/127; 602/13; D30/118

See application file for complete search history.

(56) **References Cited**

U.S. PATENT DOCUMENTS

D239,395 S * 3/1976 David D30/118
D265,027 S * 6/1982 Meyers D6/334

D342,409 S * 12/1993 Gambin D6/596
5,392,785 A * 2/1995 Donahue 5/655
D475,565 S * 6/2003 Dubester D6/601
6,857,150 B2 * 2/2005 Matthews Brown et al. 5/655
D529,237 S * 9/2006 Piagentini D30/118
D555,253 S * 11/2007 McConnico et al. D24/192
7,676,871 B1 * 3/2010 Leach 5/655
D617,056 S * 6/2010 Zine D30/118
D665,038 S * 8/2012 Wen D21/662
8,555,429 B2 * 10/2013 Leach 4/572.1
D715,581 S * 10/2014 Kawamura et al. D6/601
2009/0106894 A1 * 4/2009 Yeo 5/93.1

* cited by examiner

Primary Examiner — Mary Ann Calabrese

Assistant Examiner — Jennifer L Rempfer

(74) *Attorney, Agent, or Firm* — Olson & Cepuritis, Ltd.

(57) **CLAIM**

The ornamental design for a curvy pillow, as shown and described.

DESCRIPTION

FIG. 1 is a perspective view of my new design showing a curvy pillow;

FIG. 2 is a top view of the pillow of FIG. 1;

FIG. 3 is a bottom view of the pillow of FIG. 1;

FIG. 4 is a side elevation of the pillow of FIG. 1;

FIG. 5 is a side elevation of the pillow of FIG. 1, which is the opposite side of that shown in FIG. 4;

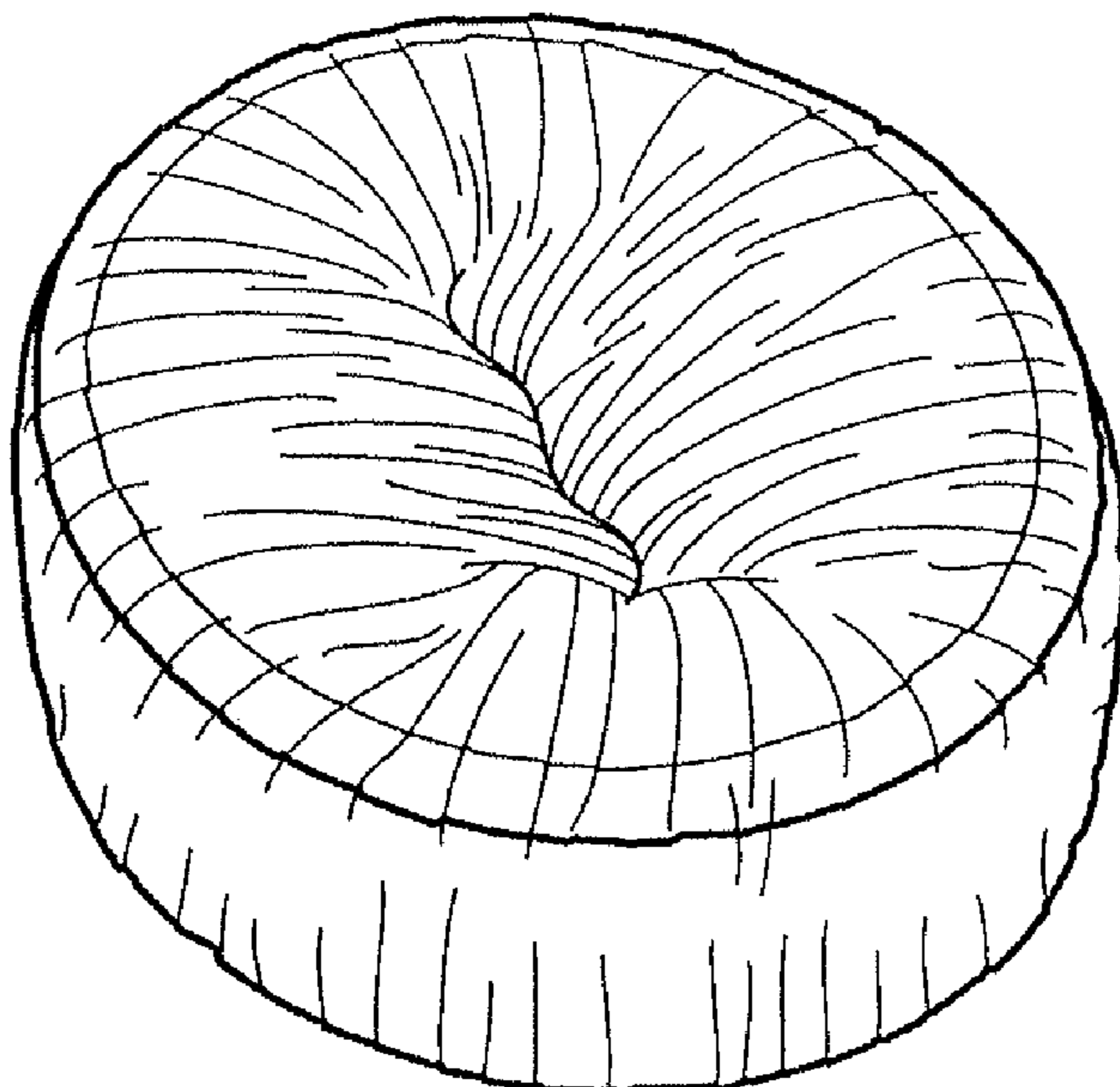
FIG. 6 is a front view of the pillow of FIG. 1;

FIG. 7 is a rear view of the pillow of FIG. 1; and,

FIG. 8 is another perspective view of the pillow of FIG. 1.

All broken lines represent unclaimed features.

1 Claim, 2 Drawing Sheets



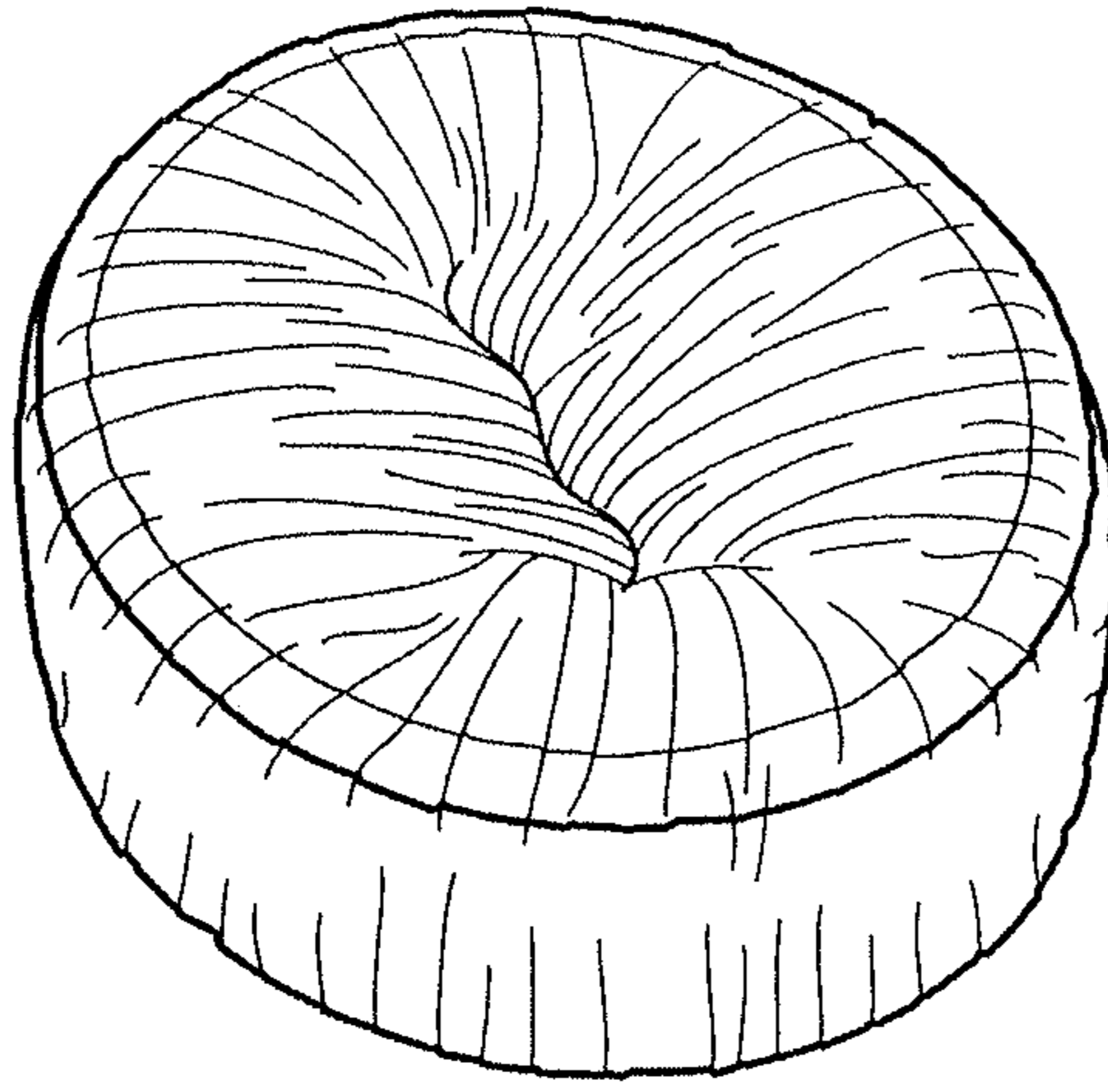


Fig. 1

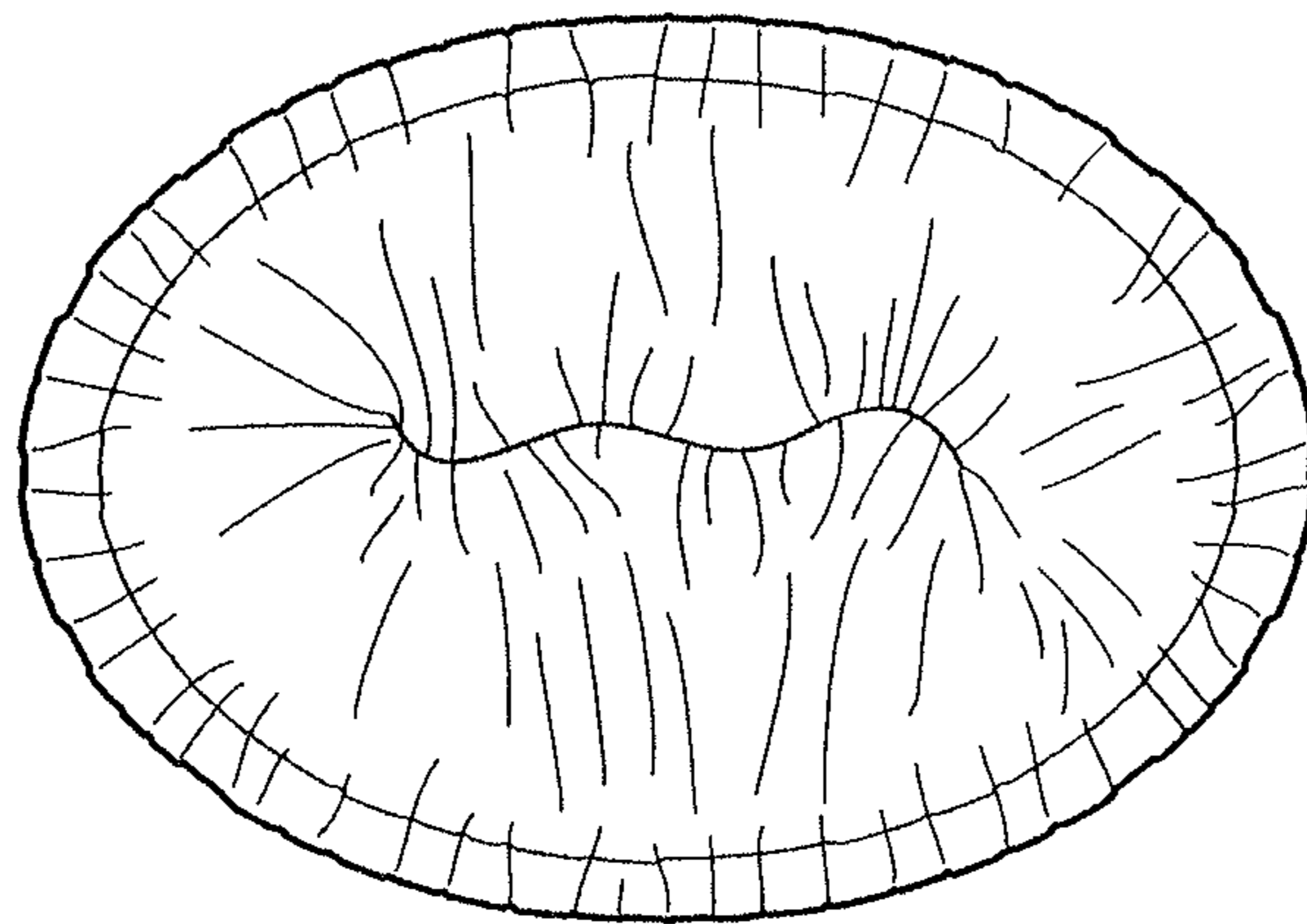


Fig. 2

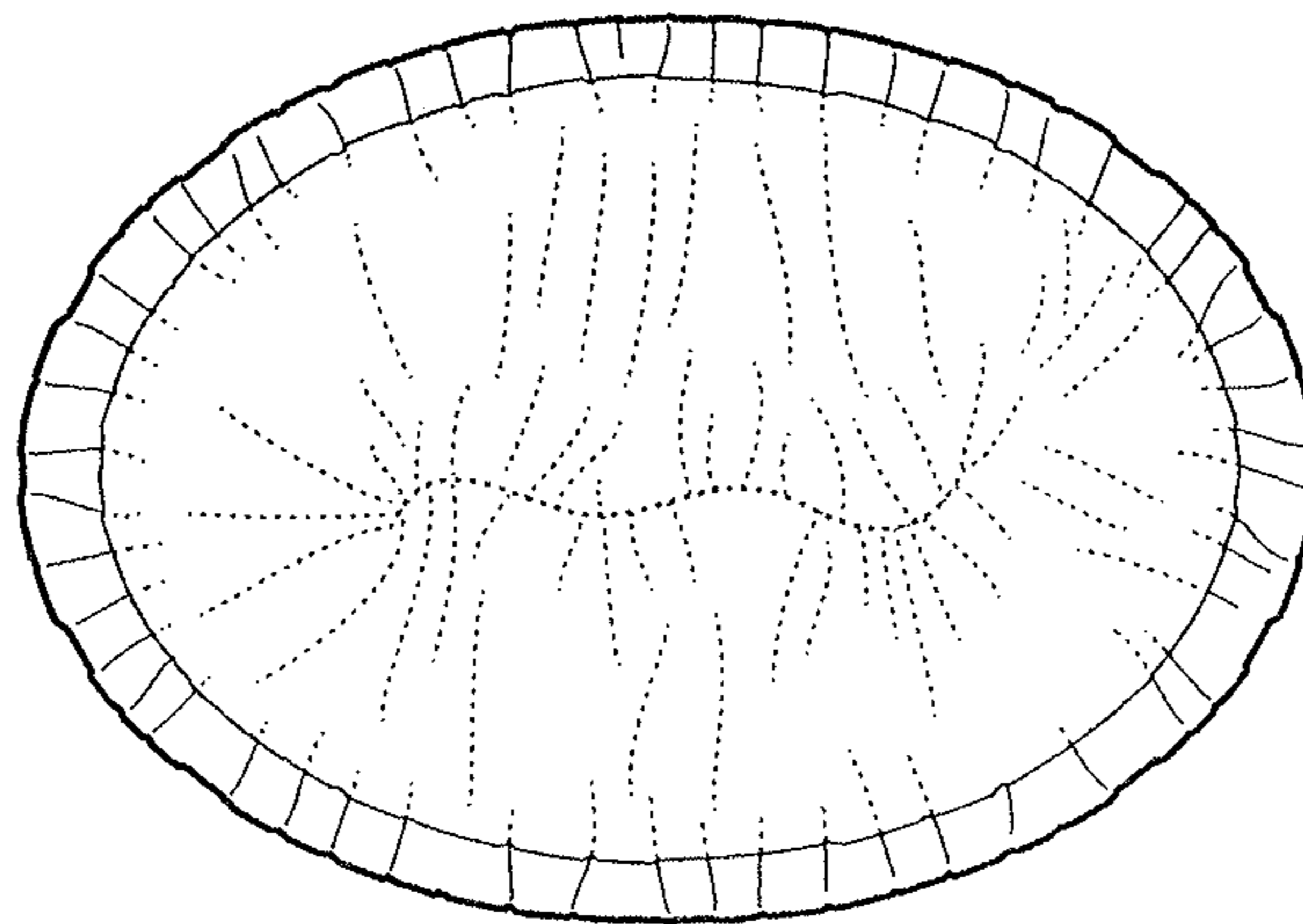


Fig. 3

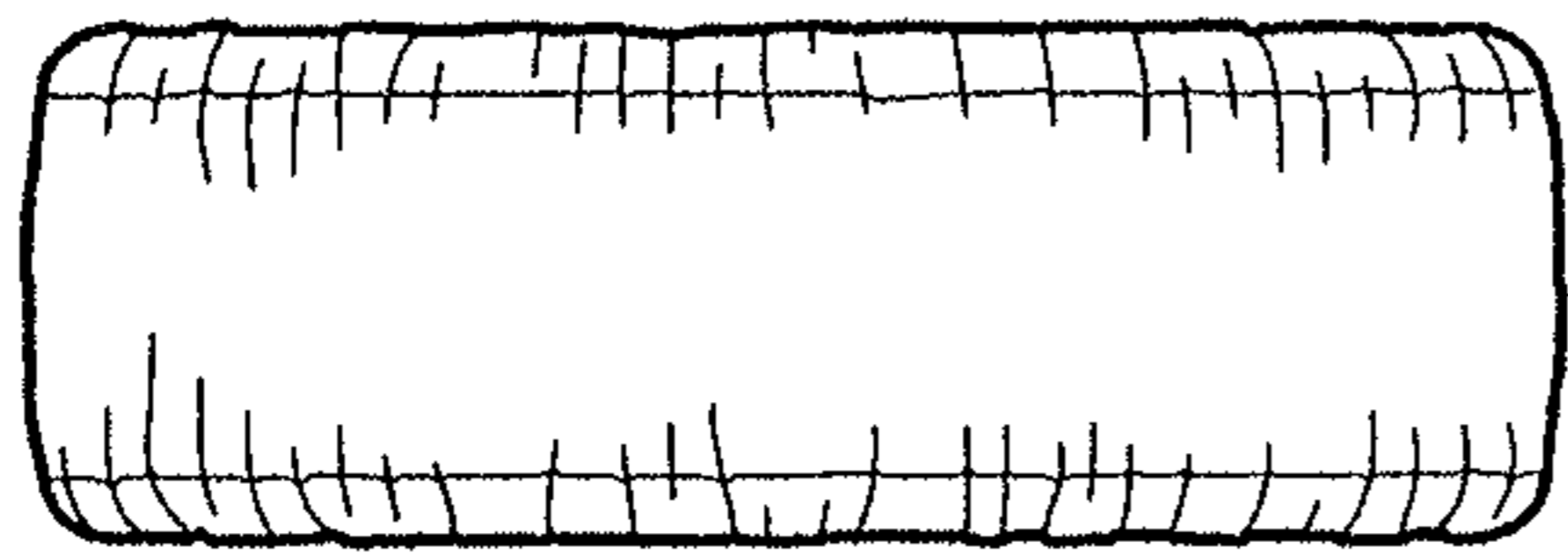


Fig. 4

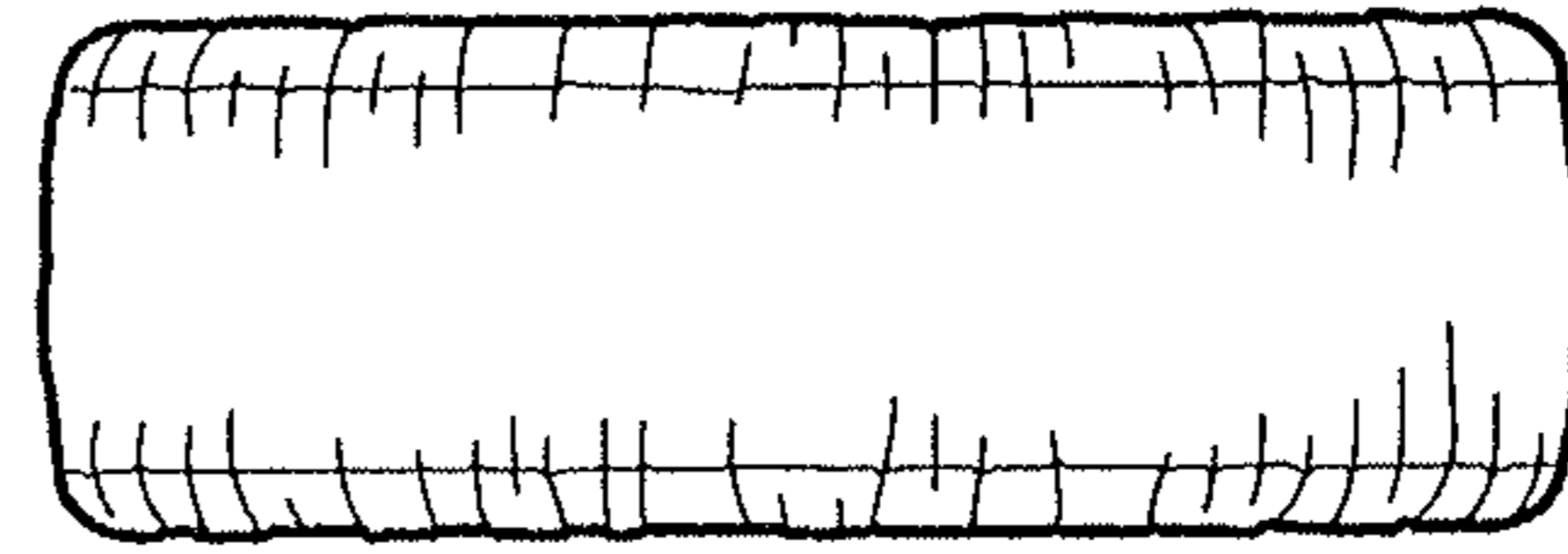


Fig. 5

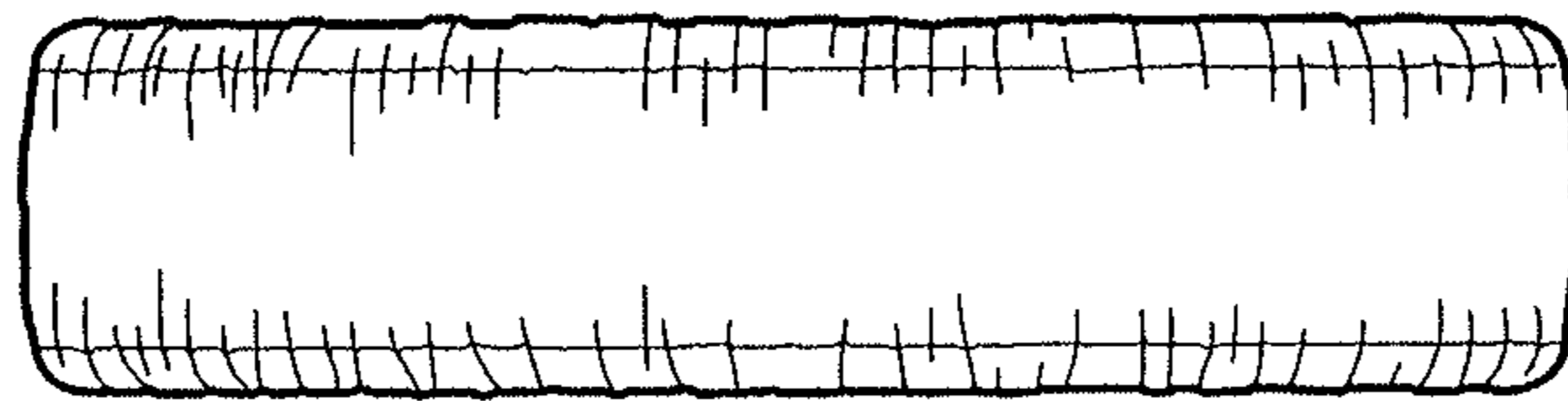


Fig. 6

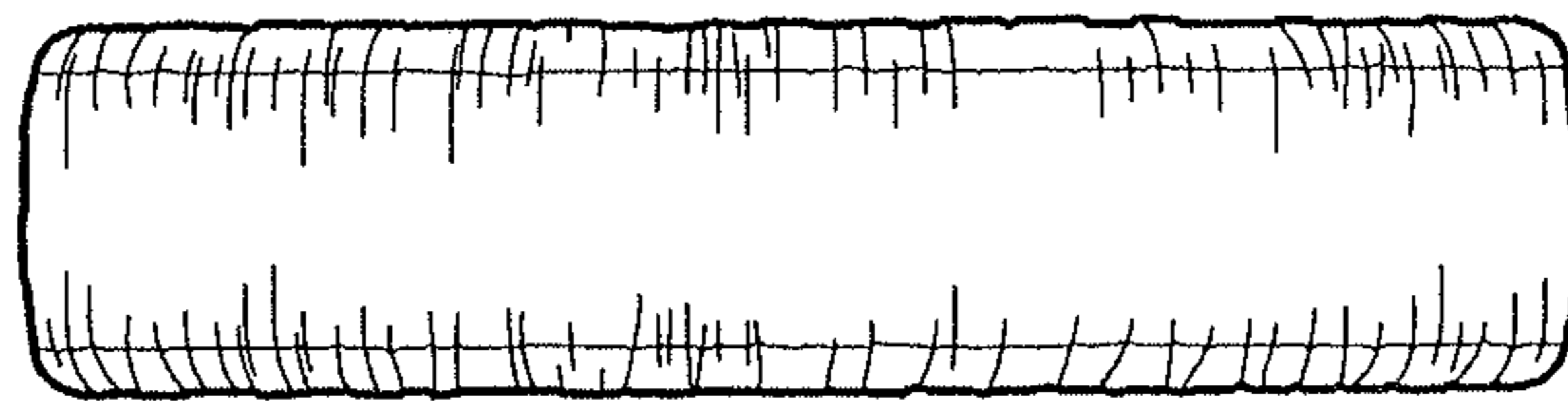


Fig. 7

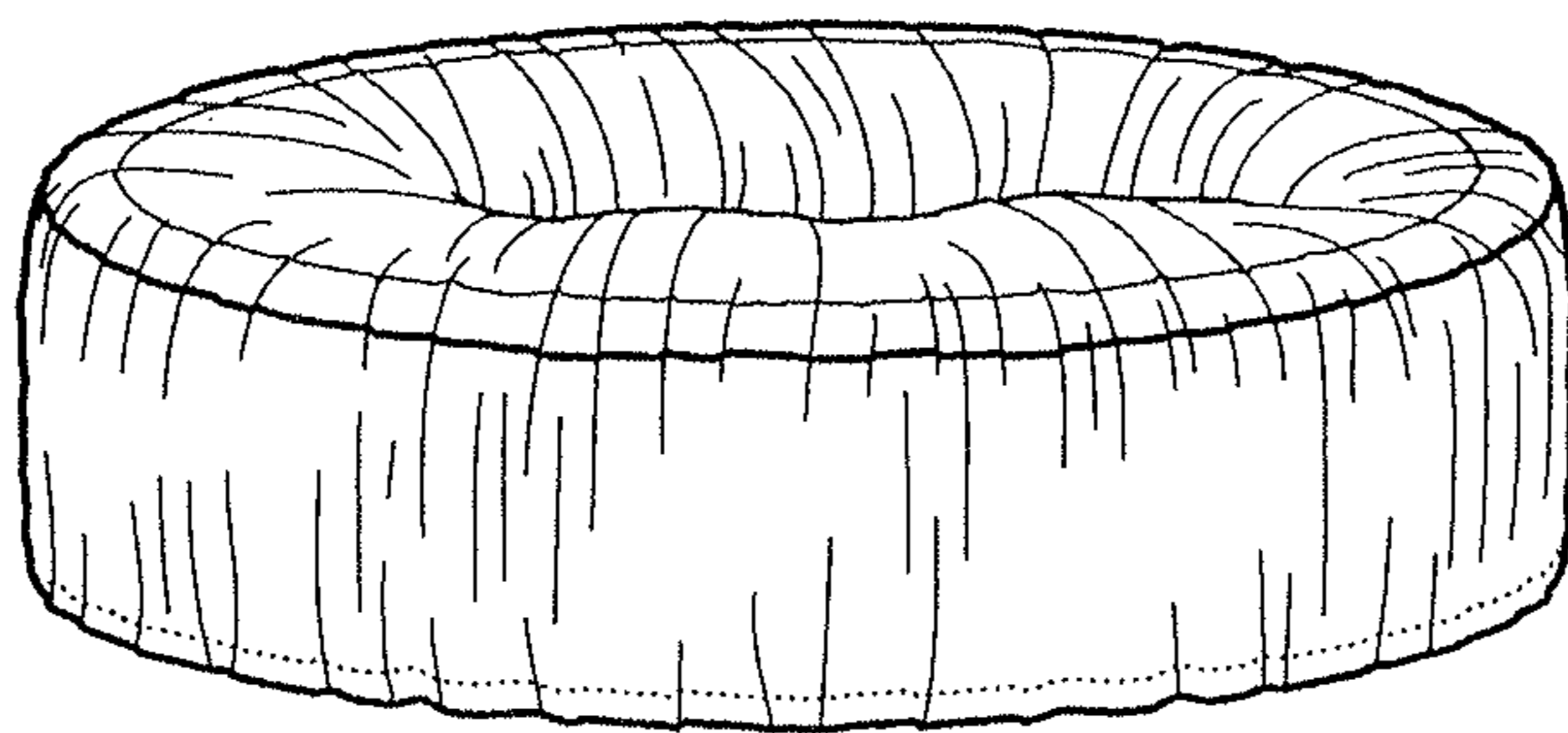


Fig. 8