

US00D729533S

(12) **United States Design Patent**
Randazzo

(10) **Patent No.:** **US D729,533 S**

(45) **Date of Patent:** **** May 19, 2015**

(54) **PORTABLE FLAT SEAT**

(71) Applicant: **Deborah Randazzo**, Maricopa, AZ (US)

(72) Inventor: **Deborah Randazzo**, Maricopa, AZ (US)

(**) Term: **14 Years**

(21) Appl. No.: **29/469,086**

(22) Filed: **Oct. 7, 2013**

(51) **LOC (10) Cl.** **06-01**

(52) **U.S. Cl.**
USPC **D6/362**

(58) **Field of Classification Search**

CPC B60N 3/004; B60N 2/3063; A47C 1/16;
A47C 31/06

USPC D6/334-336, 362, 368, 374, 375, 716,
D6/716.1, 716.4; D30/118, 144

See application file for complete search history.

(56) **References Cited**

U.S. PATENT DOCUMENTS

2,483,043	A *	9/1949	Golden	B60N 3/004
2,571,282	A *	10/1951	Newton et al.	A47C 1/16
2,687,336	A *	8/1954	Smith et al.	B60N 3/004
2,921,824	A *	1/1960	Richter	B60N 3/004
3,335,679	A *	8/1967	Bown	B60N 3/004
D271,917	S *	12/1983	Magis	D3/274

5,046,433	A *	9/1991	Kramer et al.	B60N 3/004
5,269,229	A *	12/1993	Akapatangkul	B60N 3/004
5,443,018	A *	8/1995	Cromwell	B60N 3/004
6,679,188	B1 *	1/2004	Spagnoli, Jr.	B60N 3/004
6,830,292	B1 *	12/2004	Yoda	B60N 3/004
D714,562	S *	10/2014	Chlapaty	D6/362
8,881,659	B2 *	11/2014	Ackeret et al.	B60N 3/004

* cited by examiner

Primary Examiner — Mimoso De

(74) *Attorney, Agent, or Firm* — Ruth Eure

(57) **CLAIM**

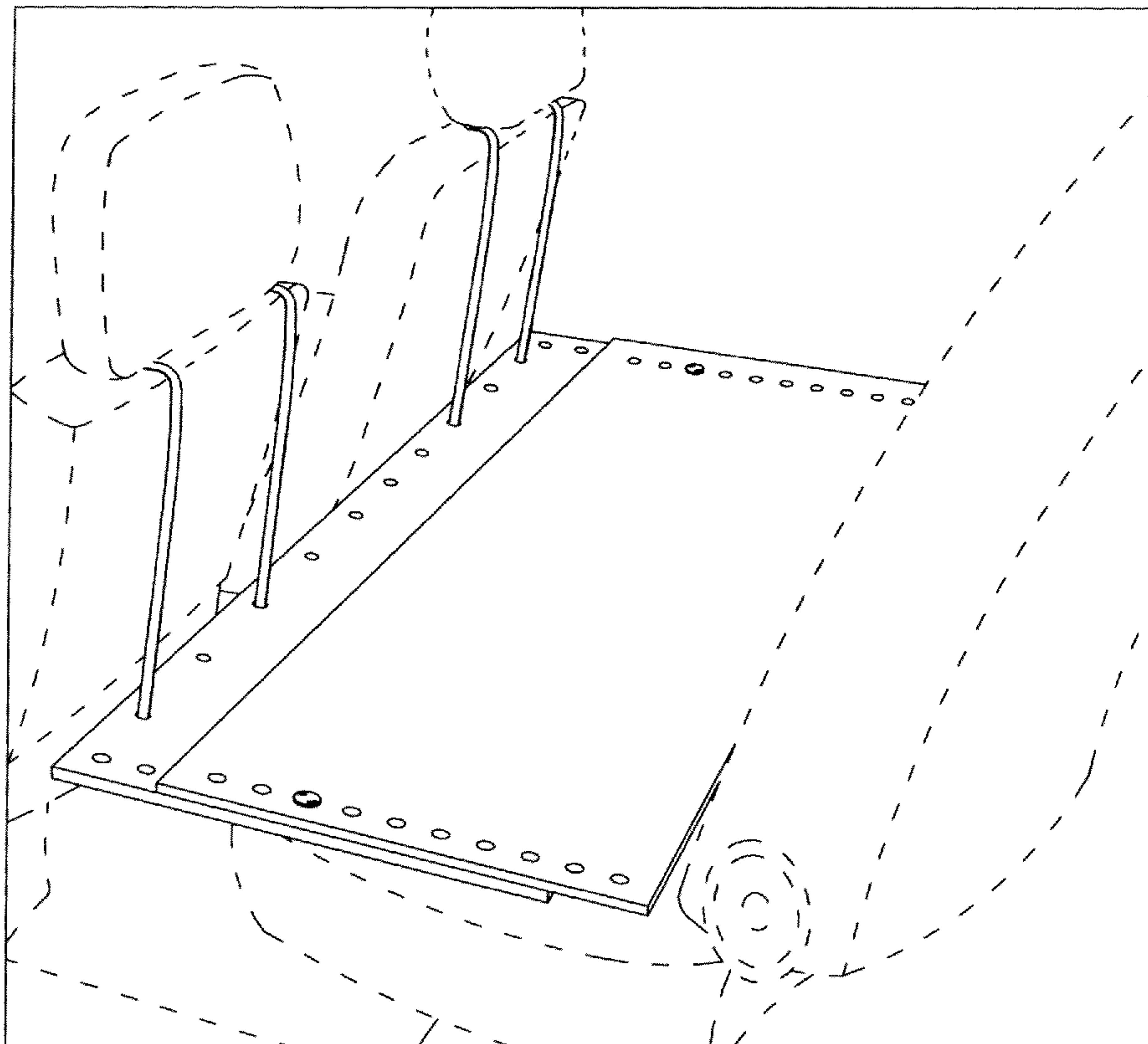
The ornamental design for a portable flat seat, as shown and described.

DESCRIPTION

FIG. 1 is a perspective view of a portable flat seat;
FIG. 2 is a top view thereof;
FIG. 3 is a bottom view thereof;
FIG. 4 is a right side view thereof;
FIG. 5 is a left side view thereof;
FIG. 6 is a front view thereof; and,
FIG. 7 is a back view thereof.

The broken lines shown in the FIG. 1 drawing view are for illustrative purposes only and form no part of the claimed design.

1 Claim, 4 Drawing Sheets



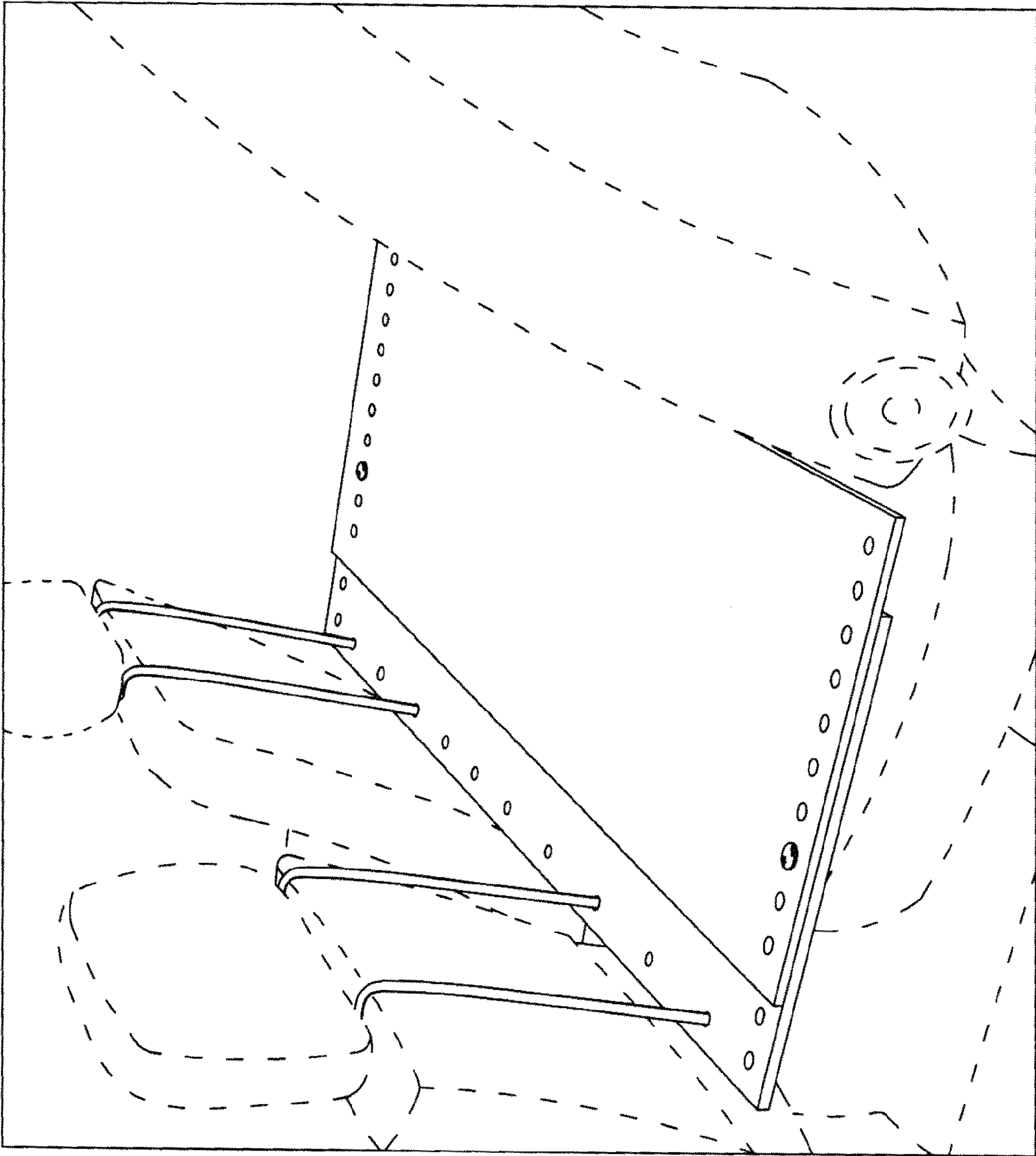


Fig. 1

Fig. 3

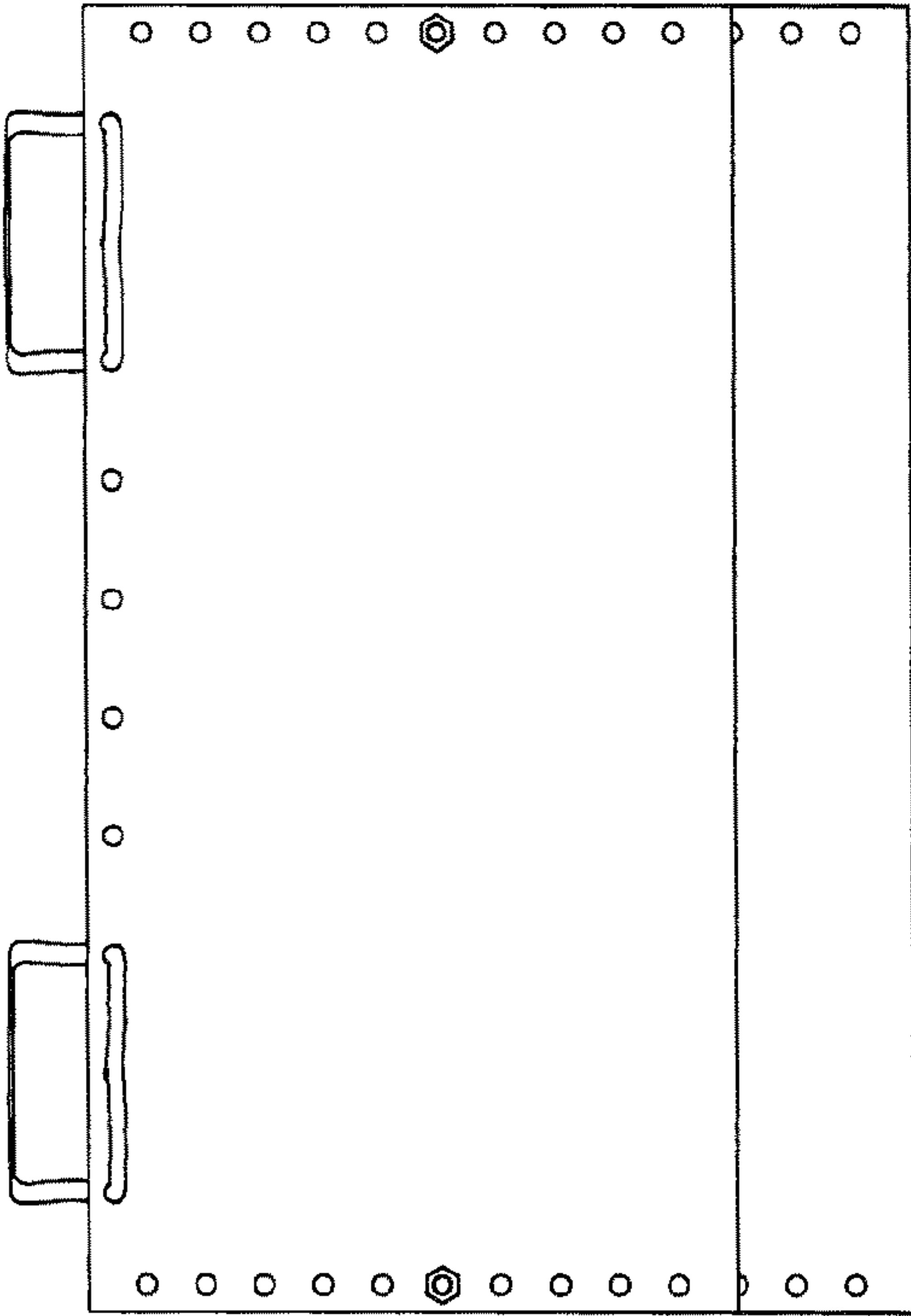
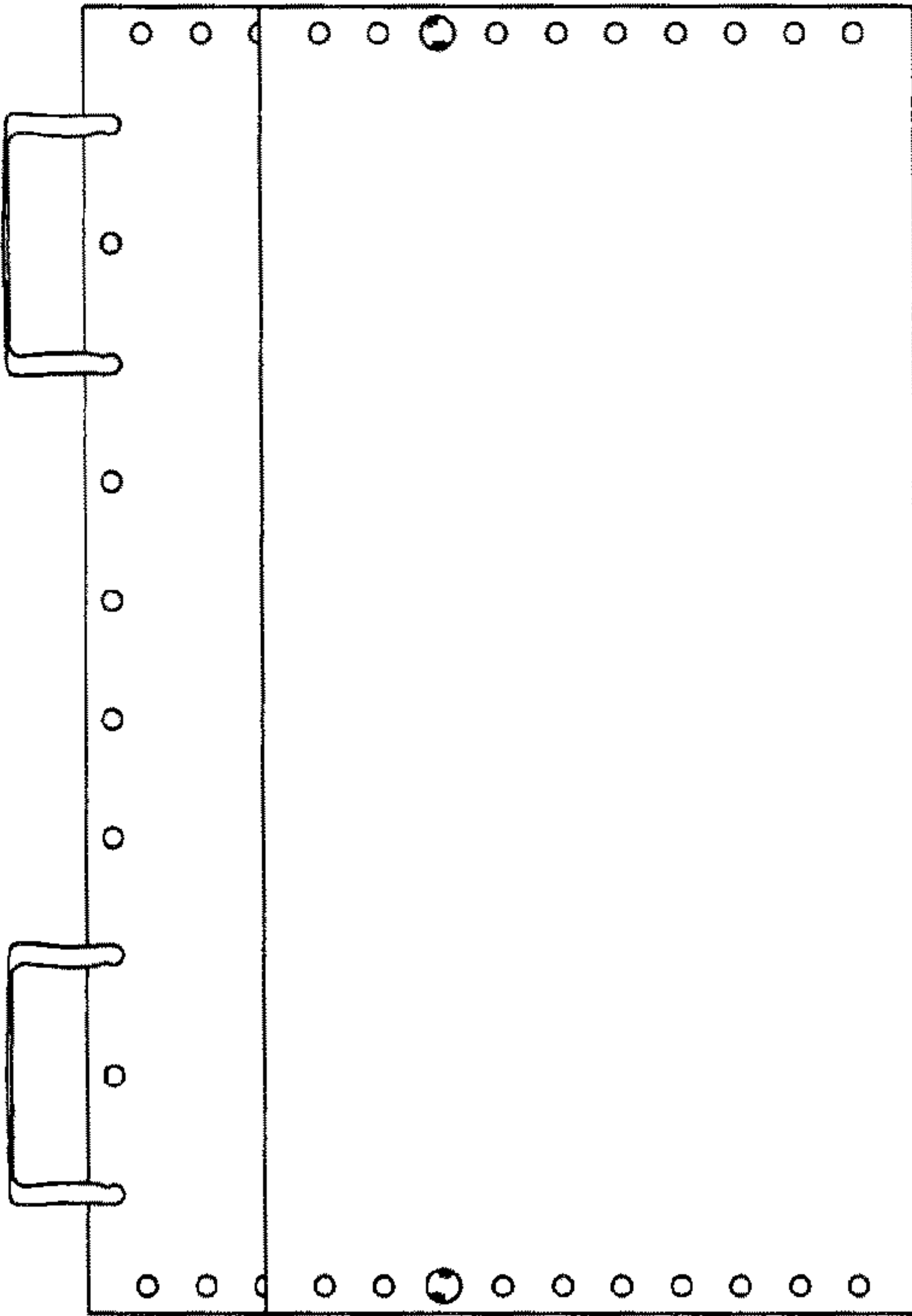


Fig. 2



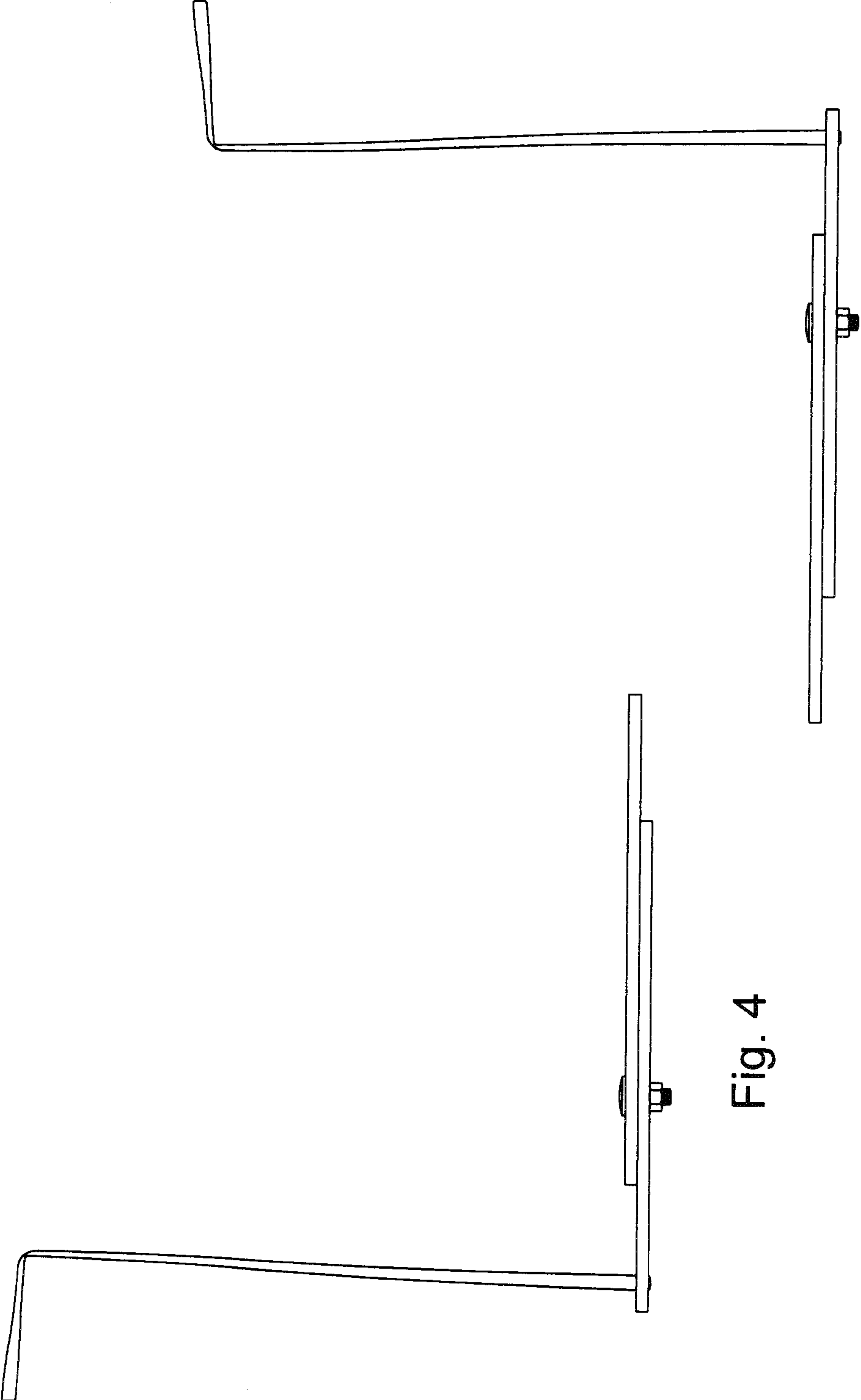


Fig. 4

Fig. 5




Fig. 6




Fig. 7