



US00D729531S

(12) **United States Design Patent**
Veatch

(10) **Patent No.:** **US D729,531 S**
(45) **Date of Patent:** **** May 19, 2015**

- (54) **CROSS-LEGGED SITTING DEVICE**
- (71) Applicant: **Thomas C Veatch**, Seattle, WA (US)
- (72) Inventor: **Thomas C Veatch**, Seattle, WA (US)
- (**) Term: **14 Years**
- (21) Appl. No.: **29/485,844**
- (22) Filed: **Mar. 24, 2014**
- (51) **LOC (10) Cl.** **06-01**
- (52) **U.S. Cl.**
USPC **D6/349**
- (58) **Field of Classification Search**
CPC A47C 1/14; A47C 3/16-3/20; A47C 4/00;
A47C 4/28; A47C 5/02; A47C 5/04; A47C
5/043; A47C 7/00-7/006; A47C 7/02; A47C
9/00; A47C 9/02; A47C 9/002; A47C 9/007;
A47C 9/025; A47C 9/10; A47C 11/00;
A47C 12/00; A47C 13/00; A47C 16/02
USPC D6/333, 335, 340, 344, 347, 349-355,
D6/358, 360, 363-365, 381, 596, 601, 685,
D6/687, 688.15, 688.27, 690, 691, 692.3,
D6/708.16, 709, 709.2, 709.22, 711,
D6/716-716.7, 717
See application file for complete search history.

D350,450	S	*	9/1994	Hassel et al.	D6/349
5,374,109	A		12/1994	Wortman		
5,447,358	A		9/1995	Corlett		
D367,369	S	*	2/1996	Lovegrove et al.	D6/349
5,490,717	A		2/1996	Greene		
D440,058	S	*	4/2001	Owens et al.	D6/349
D483,084	S	*	12/2003	Gvoich	D21/686
6,709,052	B2		3/2004	Jalkanen		
6,834,916	B2		12/2004	Volkman		
6,926,643	B1	*	8/2005	Gvoich	482/52
6,997,513	B2		2/2006	Ige et al.		
7,024,712	B2		4/2006	Fujita et al.		
D521,283	S	*	5/2006	Glass et al.	D6/502
D577,935	S	*	10/2008	Lin et al.	D6/502
7,628,455	B2		12/2009	Brodeur		
D615,794	S	*	5/2010	Jorgensen et al.	D6/601
D693,141	S	*	11/2013	Wootten, Jr.	D6/601
8,590,974	B2		11/2013	Kalayjian		
D702,469	S	*	4/2014	Hansen et al.	D6/716.1

* cited by examiner

Primary Examiner — Susan Bennett Hattan
Assistant Examiner — Vy Koenig
(74) *Attorney, Agent, or Firm* — Dean A. Craine; Marisa C. Whitaker

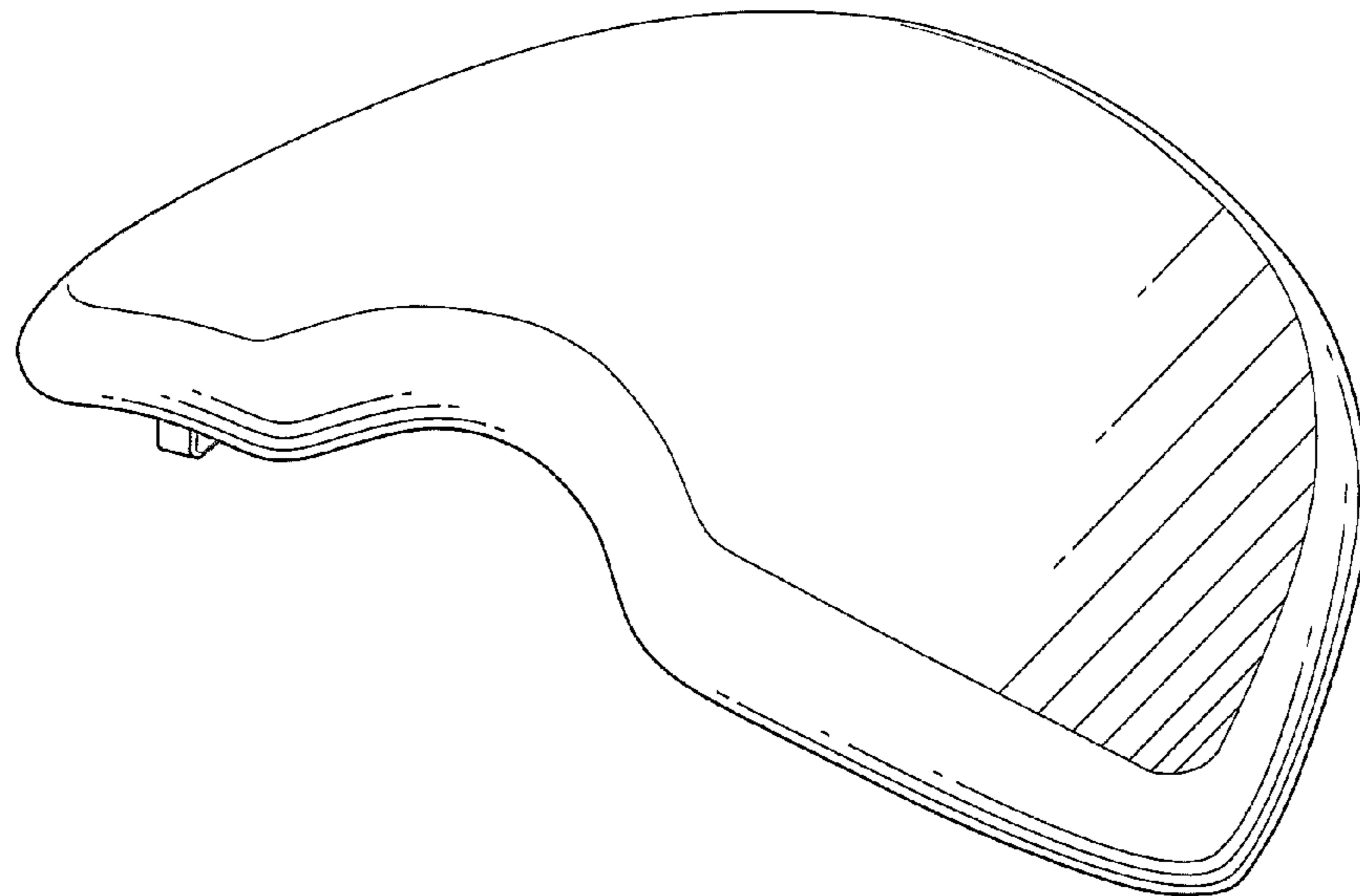
(57) **CLAIM**
The ornamental design for a cross-legged sitting device, as shown.

DESCRIPTION

FIG. 1 is a right side front perspective view of a cross-legged sitting device;
FIG. 2 is a top plan elevational view thereof;
FIG. 3 is a front elevational view thereof;
FIG. 4 is a bottom plan view thereof;
FIG. 5 is a rear elevational view thereof;
FIG. 6 is a left side elevational view thereof; and,
FIG. 7 is a right side elevational view thereof.

1 Claim, 3 Drawing Sheets

- (56) **References Cited**
U.S. PATENT DOCUMENTS
- | | | | |
|-----------|---|---------|---------|
| 3,376,070 | A | 4/1968 | Johnson |
| 3,503,649 | A | 3/1970 | Johnson |
| 3,541,313 | A | 11/1970 | Buzzi |
| 3,890,004 | A | 6/1975 | Rail |
| 4,673,216 | A | 6/1987 | Alfer |
| 4,773,106 | A | 9/1988 | Toso |
| 5,029,350 | A | 7/1991 | Edelson |
| 5,134,740 | A | 8/1992 | Summer |



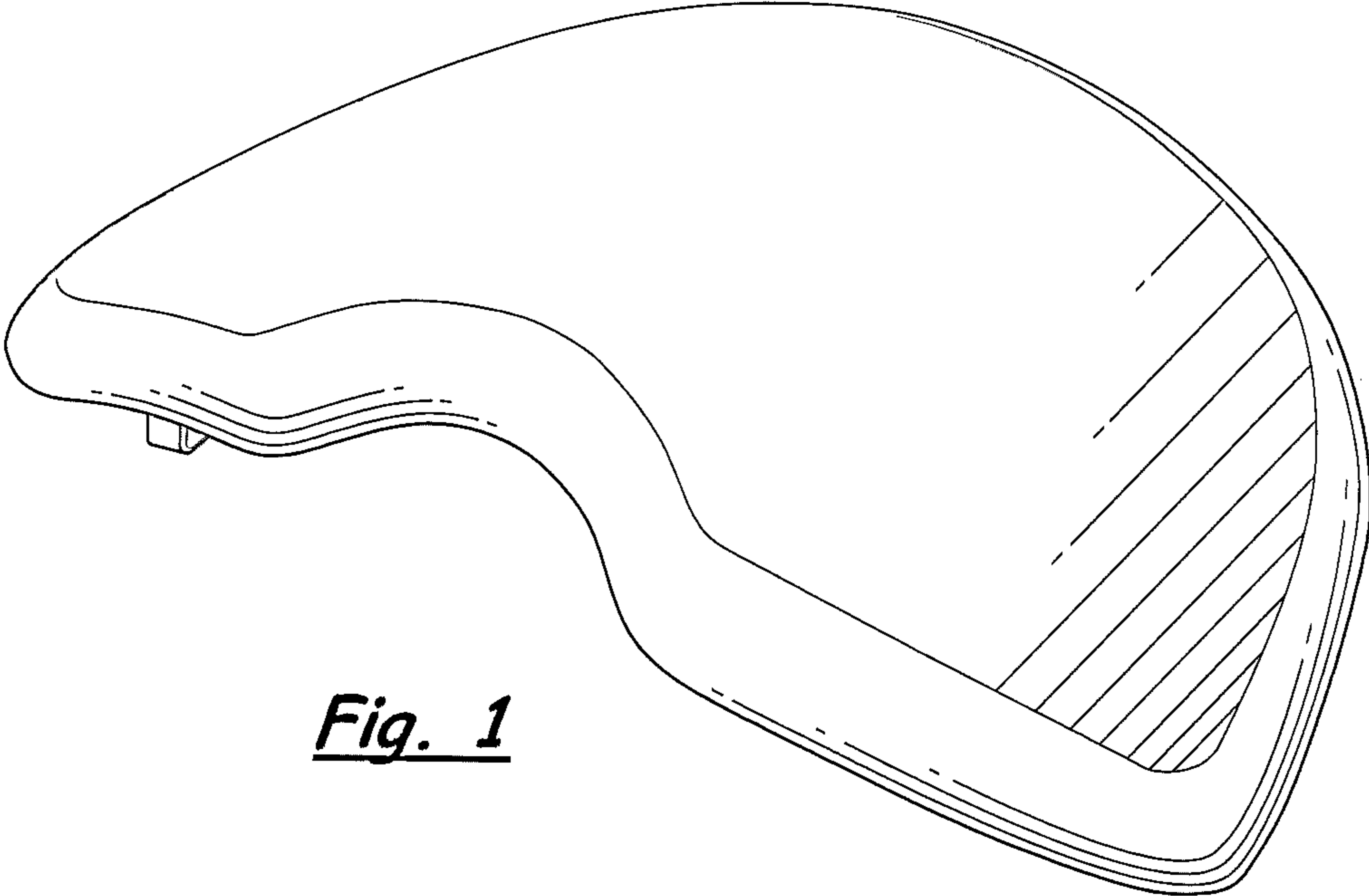


Fig. 1

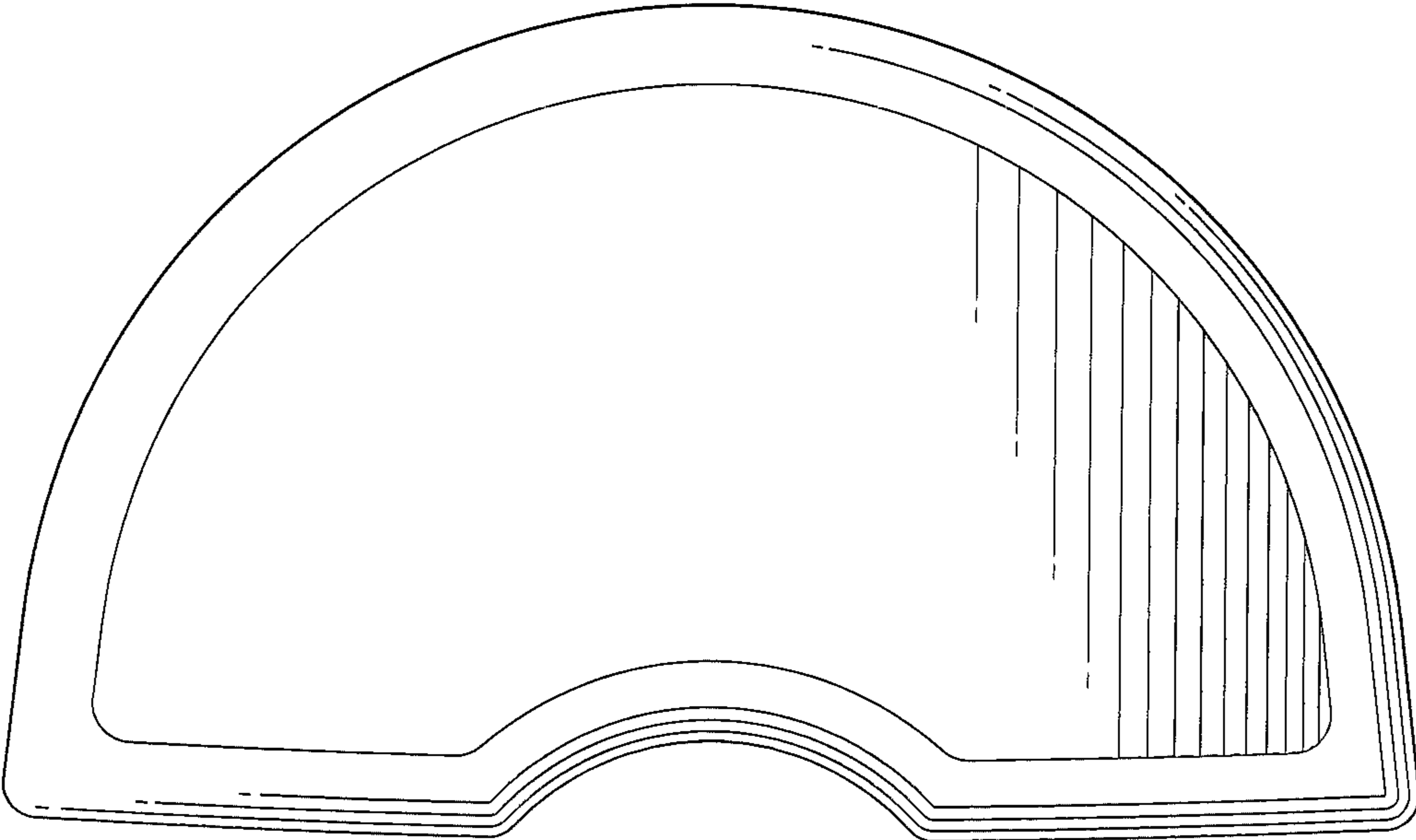


Fig. 2

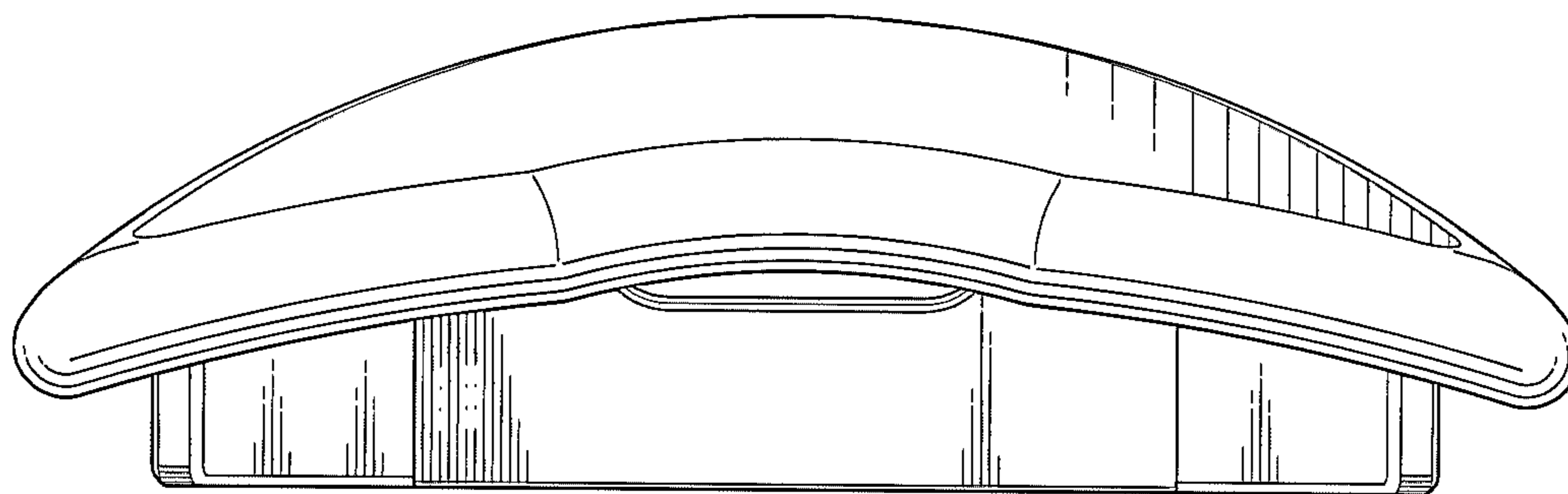


Fig. 3

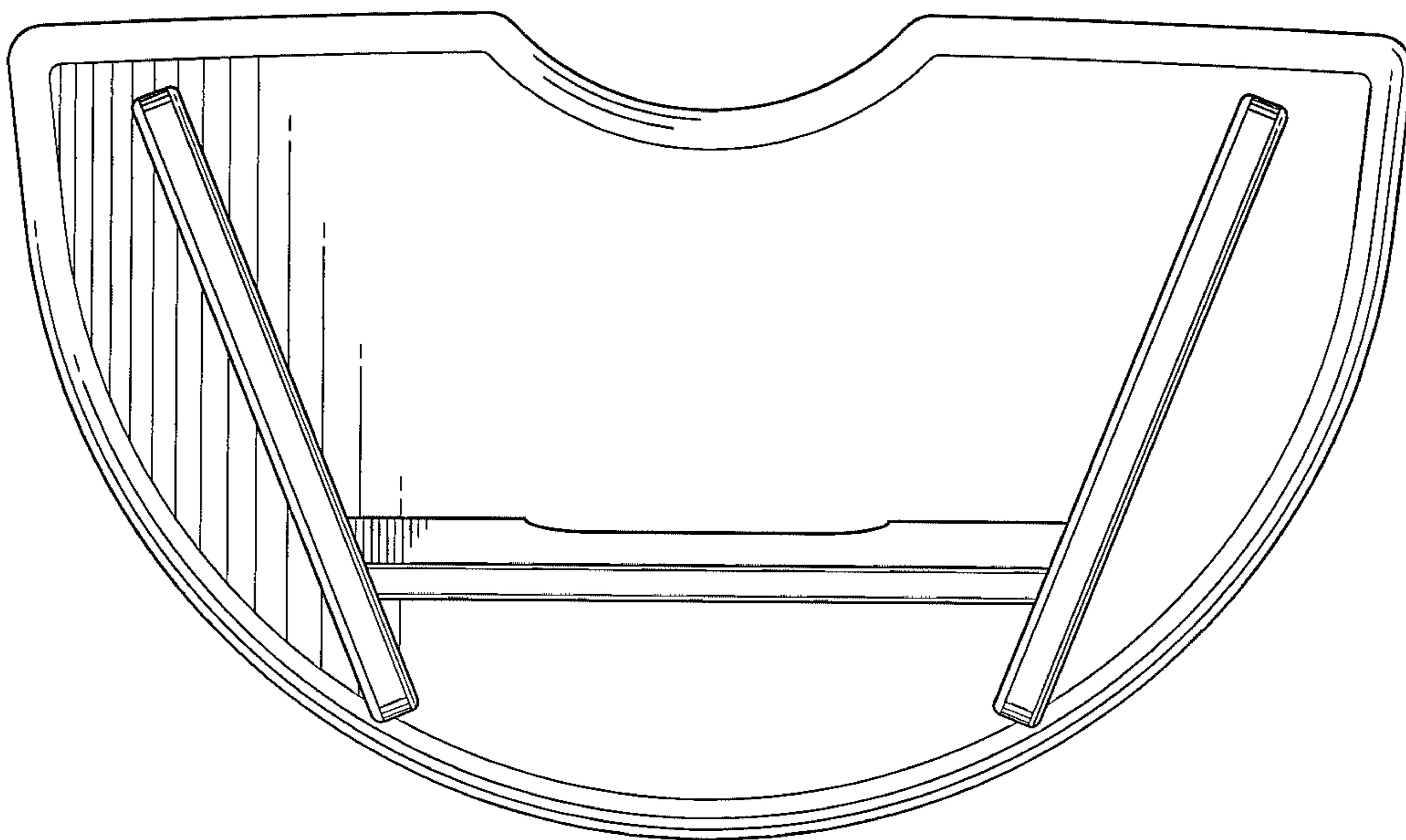


Fig. 4

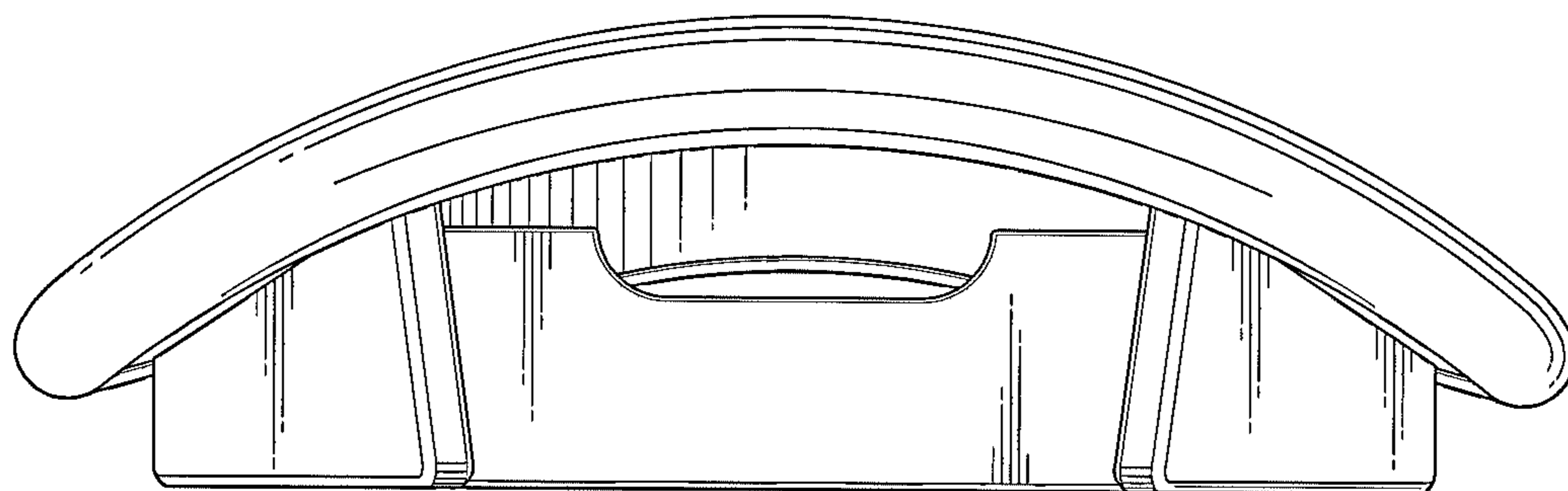


Fig. 5

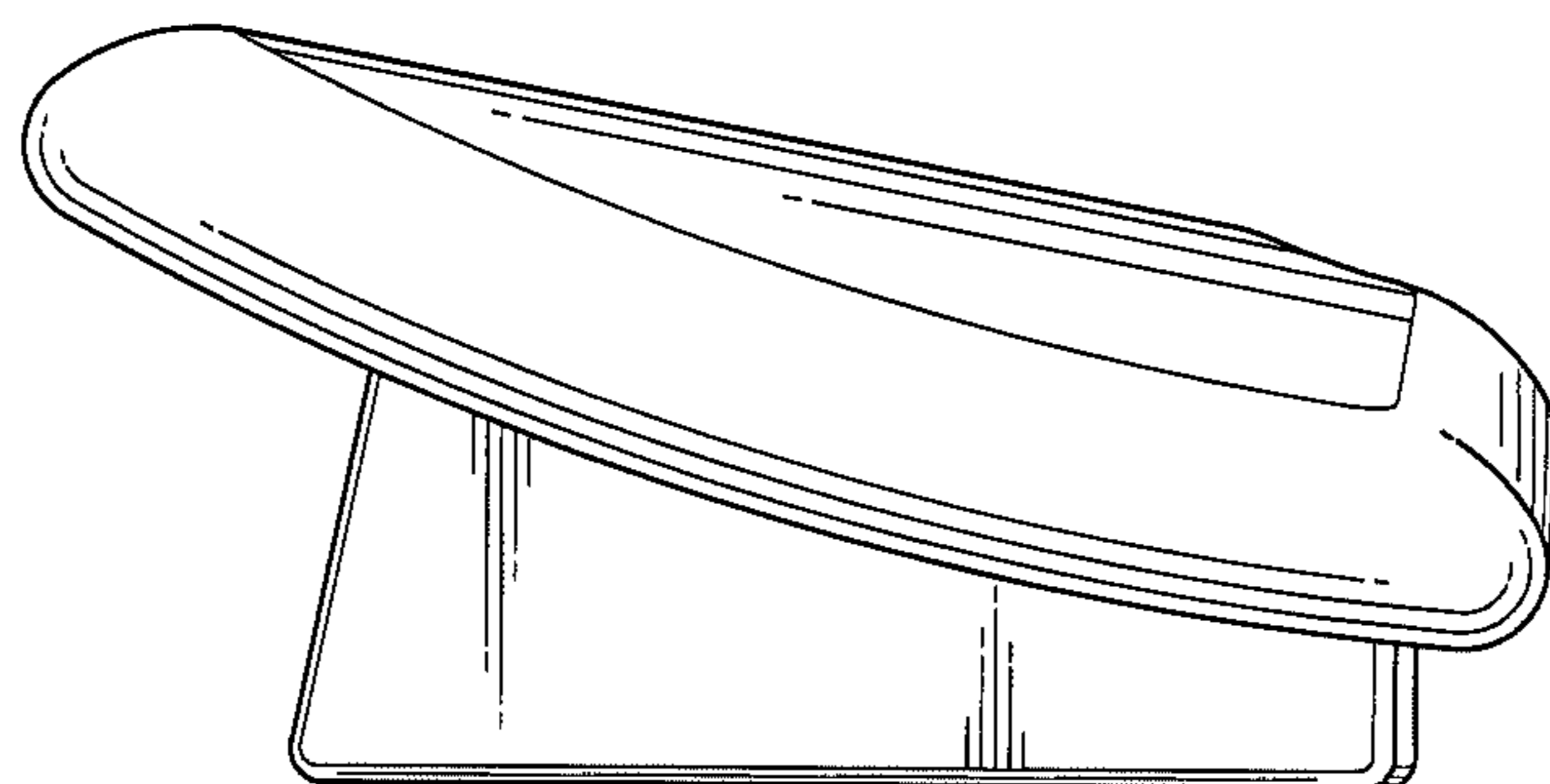


Fig. 6

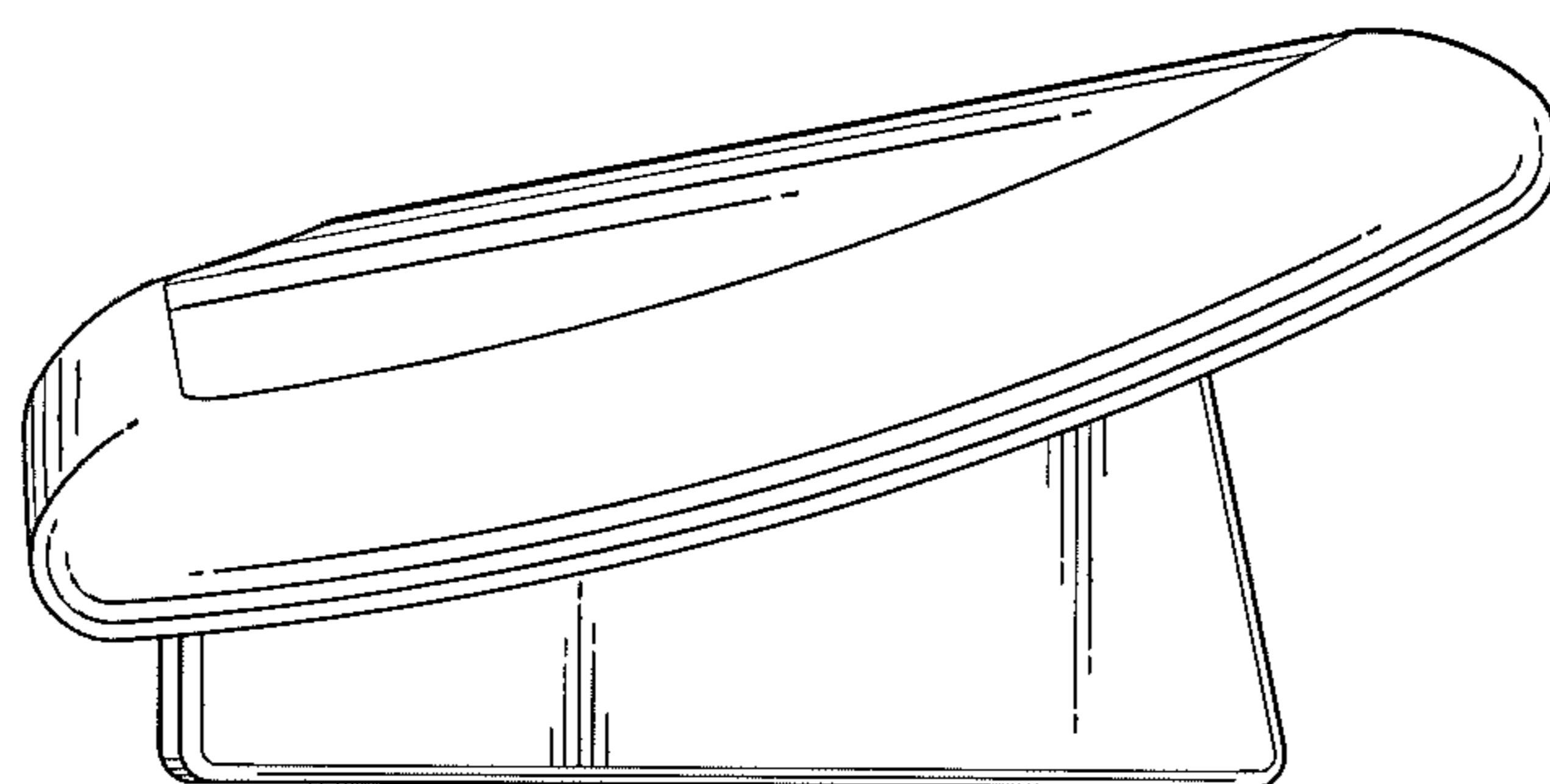


Fig. 7