



US00D729523S

(12) **United States Design Patent**  
**Ellingson**

(10) **Patent No.:** **US D729,523 S**  
(45) **Date of Patent:** **\*\* May 19, 2015**

(54) **STYLIZED CLIP WITH A CURLED ORNAMENT RETENTION END**

(71) Applicant: **Kelly Eva Ellingson**, San Diego, CA (US)

(72) Inventor: **Kelly Eva Ellingson**, San Diego, CA (US)

(\*\*) Term: **14 Years**

(21) Appl. No.: **29/476,080**

(22) Filed: **Dec. 10, 2013**

(51) **LOC (10) Cl.** ..... **03-01**

(52) **U.S. Cl.**

USPC ..... **D3/328; D8/370**

(58) **Field of Classification Search**

CPC ..... B42F 1/00; A47J 47/045; A47H 27/00;  
A47K 10/185; F16B 45/00

USPC ..... D3/328; D8/370

See application file for complete search history.

(56) **References Cited**

**U.S. PATENT DOCUMENTS**

D29,918 S \* 1/1899 Todd ..... D19/65  
D627,210 S \* 11/2010 Williams ..... D8/370  
D645,731 S \* 9/2011 Williams ..... D8/370

**OTHER PUBLICATIONS**

Photo of jeweled paper clips at <http://inmyownstyle.com/2009/11/jeweled-paper-clips.html>.

\* cited by examiner

*Primary Examiner* — Holly Baynham

(74) *Attorney, Agent, or Firm* — Barcelo, Harrison & Walker LLP; Joshua C. Harrison, Esq.

(57) **CLAIM**


The ornamental design for a stylized clip with a curled ornament retention end, as shown and described.


**DESCRIPTION**

FIG. 1 is a perspective view of a stylized clip with a curled ornament retention end;  
FIG. 2 is a front view thereof;  
FIG. 3 is a left side view thereof;  
FIG. 4 is a back side view thereof;  
FIG. 5 is a right side view thereof;  
FIG. 6 is a top view thereof; and,  
FIG. 7 is a bottom view thereof.

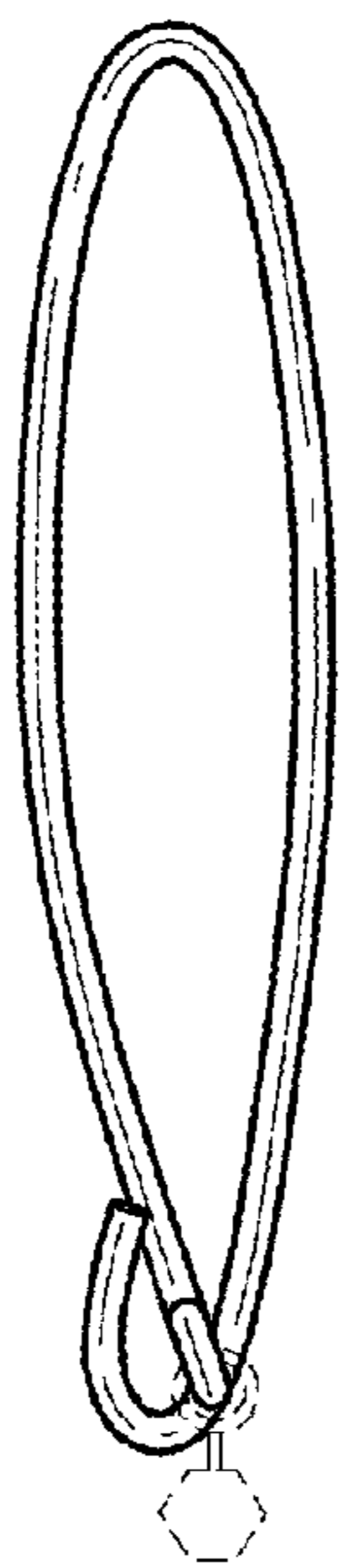
The broken lines represent an example ornaments retained by the clip, and are included for the purpose of illustrating environmental structure and form no part of the claimed design.

**1 Claim, 1 Drawing Sheet**

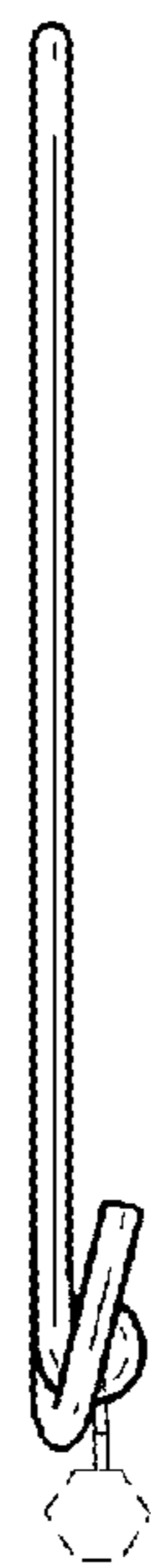




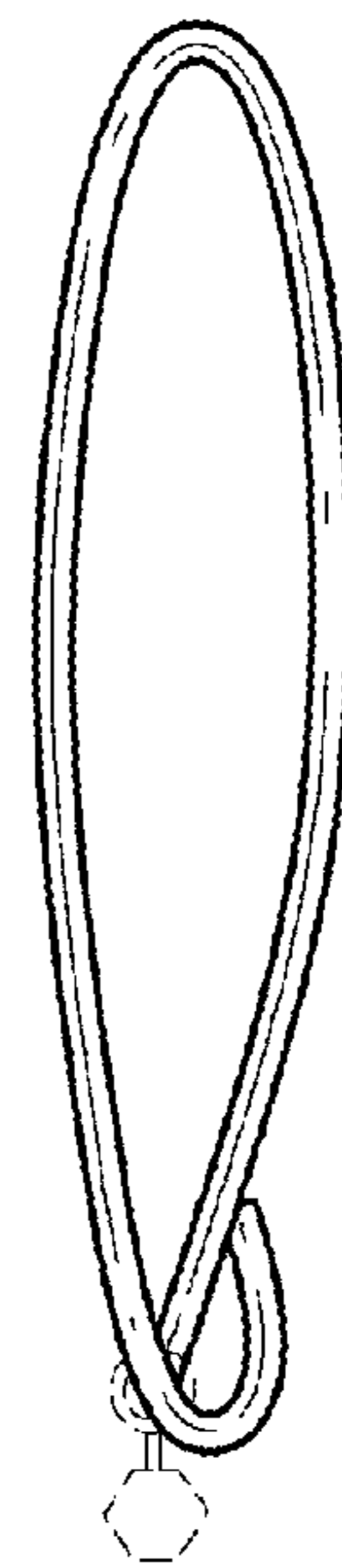
**FIG. 1**



**FIG. 2**



**FIG. 3**



**FIG. 4**



**FIG. 5**



**FIG. 6**



**FIG. 7**