



US00D729520S

(12) **United States Design Patent**  
**Koeniger**

(10) **Patent No.:** **US D729,520 S**

(45) **Date of Patent:** **\*\* May 19, 2015**

(54) **BOX FOR BITS AND/OR TOOLS**  
(71) Applicant: **Hilti Aktiengesellschaft, Schaan (LI)**  
(72) Inventor: **Tobias Koeniger, Bregenz (AT)**  
(73) Assignee: **Hilti Aktiengesellschaft, Schaan (LI)**  
(\*\*) Term: **14 Years**  
(21) Appl. No.: **29/477,228**  
(22) Filed: **Dec. 20, 2013**

D477,912 S *	8/2003	Cunningham et al.	.....	D3/273
D481,868 S *	11/2003	Cunningham et al.	.....	D3/273
D502,316 S *	3/2005	Chen	.....	D3/273
D516,808 S *	3/2006	Brunson et al.	.....	D3/273
7,246,704 B2 *	7/2007	Brunson et al.	.....	206/372
D548,971 S *	8/2007	Lin	.....	D3/294
D552,352 S *	10/2007	Lin	.....	D3/294
D555,902 S *	11/2007	Pendergraph et al.	.....	D3/273
7,328,796 B2 *	2/2008	Brunson et al.	.....	206/373
D579,201 S *	10/2008	Galli	.....	D3/273
7,600,640 B2 *	10/2009	Hallee et al.	.....	206/373
D645,663 S *	9/2011	Henley et al.	.....	D3/294
2004/0144671 A1 *	7/2004	Hallee et al.	.....	206/373
2006/0243617 A1 *	11/2006	Brunson et al.	.....	206/349

\* cited by examiner

(30) **Foreign Application Priority Data**  
Jul. 2, 2013 (WO) ..... DM/081 247

*Primary Examiner* — Jennifer Rivard  
*Assistant Examiner* — April Rivas  
(74) *Attorney, Agent, or Firm* — Crowell & Moring LLP

(51) **LOC (10) Cl.** ..... **03-01**  
(52) **U.S. Cl.**  
USPC ..... **D3/294; D3/298; D3/905**  
(58) **Field of Classification Search**  
CPC . B25H 3/02–3/028; B25H 3/00; B25H 3/003;  
B25H 3/006  
USPC ..... D3/276, 279, 281, 282, 284, 291, 294,  
D3/295, 297, 298, 901, 905, 288, 292, 273,  
D3/302; 206/372–379, 1.7; 220/523–528,  
220/324, 4.21; D19/106, 83  
See application file for complete search history.

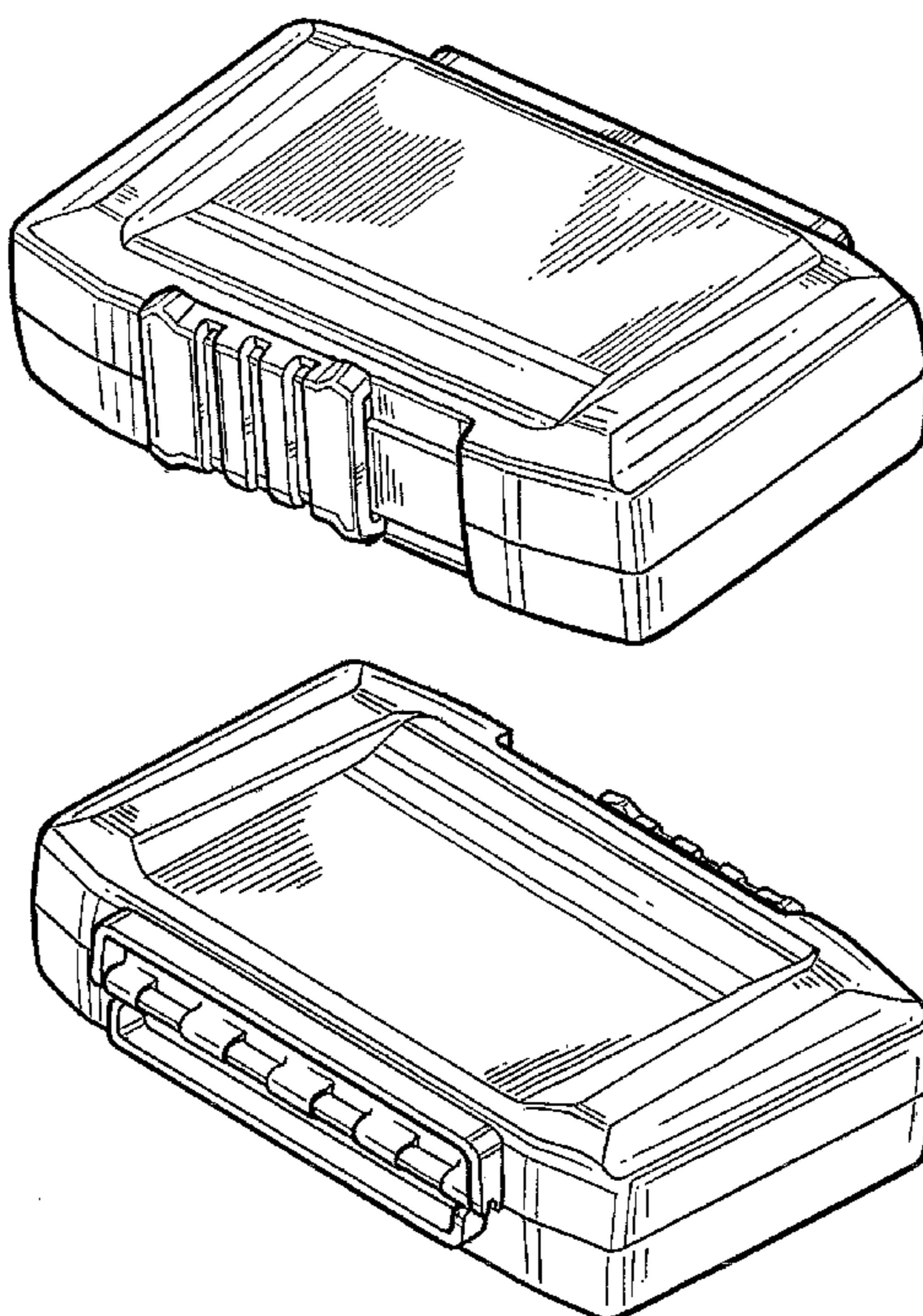
(57) **CLAIM**  
The ornamental design for a box for bits and/or tools, as shown and described.

**DESCRIPTION**

FIG. 1 is a top, front perspective view of a box for bits and/or tools according to the design;  
FIG. 2 is top, rear perspective view thereof;  
FIG. 3 is a top view thereof;  
FIG. 4 is a bottom view thereof;  
FIG. 5 is a front view thereof;  
FIG. 6 is a rear view thereof;  
FIG. 7 is a left side view thereof; and,  
FIG. 8 is a right side view thereof.

(56) **References Cited**  
U.S. PATENT DOCUMENTS  
D418,977 S \* 1/2000 Streich ..... D3/273  
D447,634 S \* 9/2001 Snider ..... D3/294  
D450,921 S \* 11/2001 Kirkland ..... D3/206  
D477,714 S \* 7/2003 Cunningham et al. .... D3/273

**1 Claim, 3 Drawing Sheets**






FIG. 1

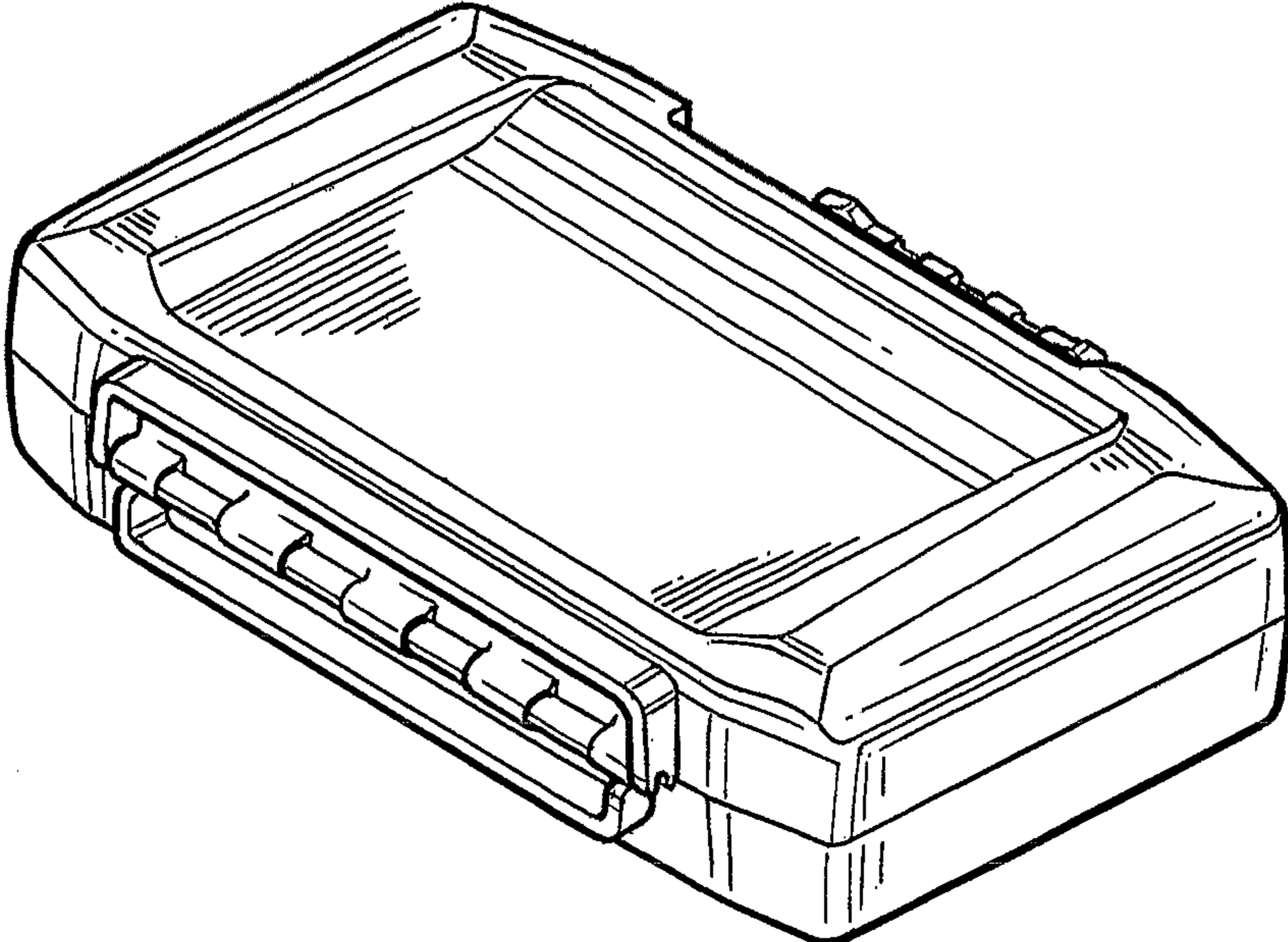


FIG. 2




FIG. 3




FIG. 4

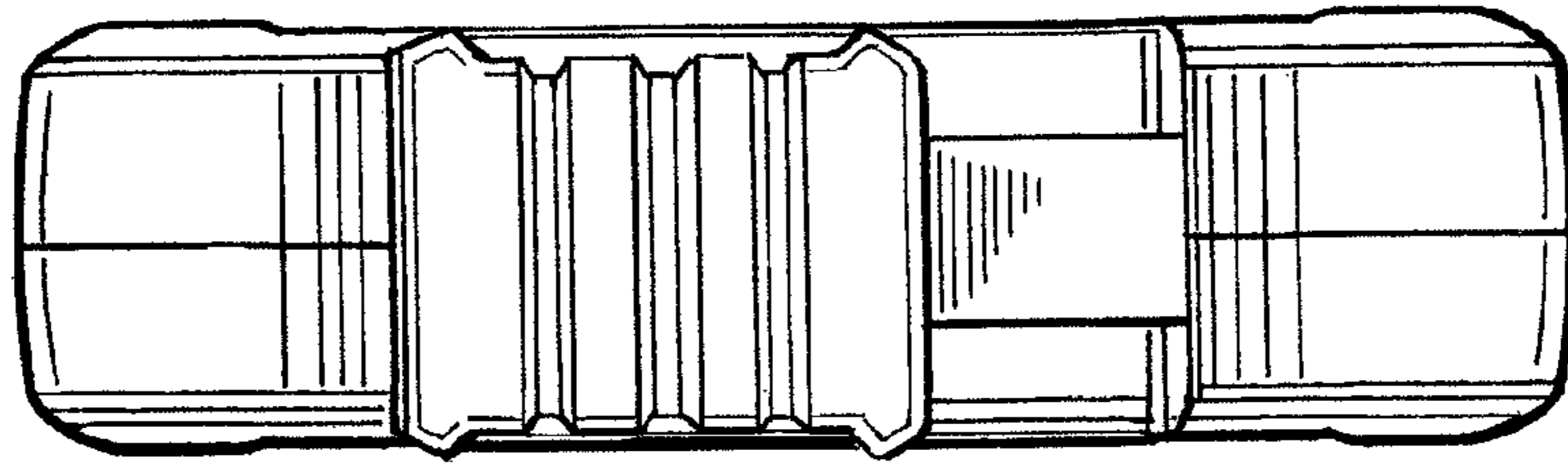


FIG. 5

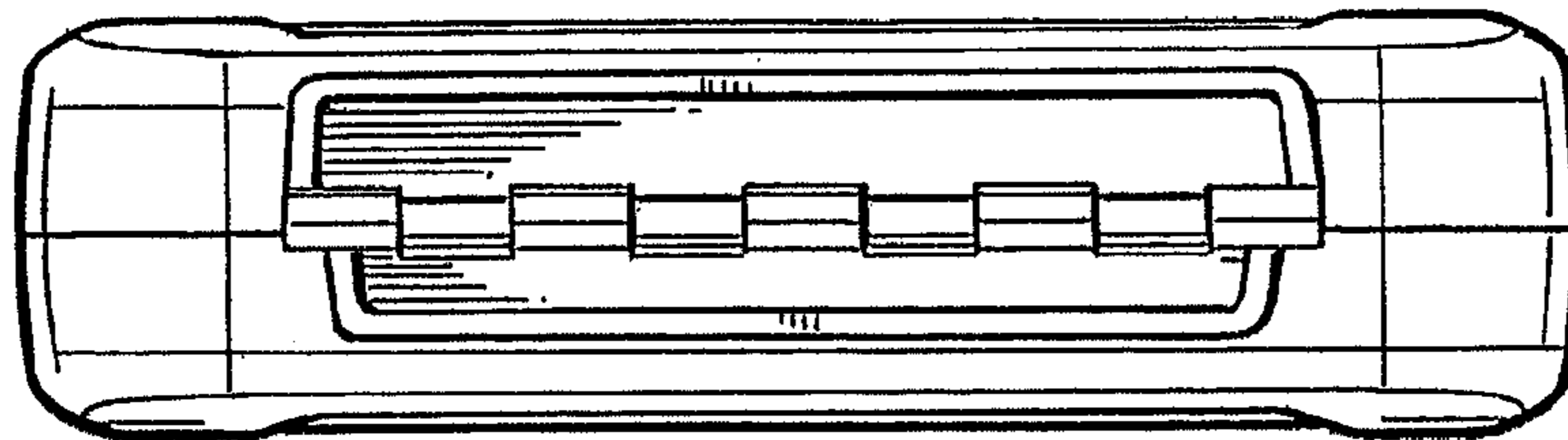


FIG. 6




FIG. 7




FIG. 8