



US00D729509S

(12) **United States Design Patent**  
**Lee**

(10) **Patent No.:** **US D729,509 S**

(45) **Date of Patent:** **\*\* May 19, 2015**

(54) **INSOLE**

(71) Applicant: **Premier Brands of America Inc.,**  
Mount Vernon, NY (US)

(72) Inventor: **Jean Jeewon Lee,** Fort Lee, NJ (US)

(73) Assignee: **Premier Brands of America Inc.,**  
Mount Vernon, NY (US)

(\*\*) Term: **14 Years**

(21) Appl. No.: **29/472,655**

(22) Filed: **Nov. 14, 2013**

(51) **LOC (10) Cl.** ..... **02-04**

(52) **U.S. Cl.**  
USPC ..... **D2/961**

(58) **Field of Classification Search**  
USPC ..... D2/896, 946, 947, 951, 954, 955, 956,  
D2/961, 968, 976; 36/83, 88, 91, 92, 93,  
36/96, 98, 136, 3 B, 25 R, 28, 29, 30 R,  
36/32 R, 43, 44, 71

See application file for complete search history.

(56) **References Cited**

**U.S. PATENT DOCUMENTS**

1,146,899	A *	7/1915	Parmelee	.....	36/180
1,867,431	A *	7/1932	Wood	.....	36/145
D108,100	S *	1/1938	Johnson	.....	D24/192
4,079,526	A *	3/1978	Fukuoka	.....	36/30 R
4,697,361	A *	10/1987	Ganter et al.	.....	36/28
D391,751	S *	3/1998	Santos et al.	.....	D2/961
5,722,186	A *	3/1998	Brown	.....	36/43
5,996,254	A *	12/1999	Goven	.....	36/43
D446,637	S *	8/2001	Patterson et al.	.....	D2/961
D517,291	S *	3/2006	Vasyli	.....	D2/961
D532,586	S *	11/2006	Birkenstock	.....	D2/961

D543,680	S *	6/2007	Dean et al.	.....	D2/961
D582,641	S *	12/2008	Kielt et al.	.....	D2/961
D614,842	S *	5/2010	Vasyli	.....	D2/961
D627,550	S *	11/2010	Zhang	.....	D2/961
D629,187	S *	12/2010	Zhang	.....	D2/961
D669,674	S *	10/2012	Vidal	.....	D2/961
D702,431	S *	4/2014	Lin	.....	D2/961
D712,129	S *	9/2014	Wakeland et al.	.....	D2/961
D718,025	S *	11/2014	Wert et al.	.....	D2/961
D718,026	S *	11/2014	Lee et al.	.....	D2/961
D718,028	S *	11/2014	Appel et al.	.....	D2/961

\* cited by examiner

*Primary Examiner* — Elizabeth J Oswecki

(74) *Attorney, Agent, or Firm* — Renner, Kenner, Greive,  
Bobak, Taylor & Weber

(57) **CLAIM**

The ornamental design for an insole, as shown and described.

**DESCRIPTION**

FIG. 1 is a top, rear, right side perspective view of an insole showing my new design;

FIG. 2 is a top plan view thereof;

FIG. 3 is a left side elevational view thereof;

FIG. 4 is a bottom plan view thereof;

FIG. 5 is a front elevational view thereof;

FIG. 6 is a rear elevational view thereof;

FIG. 7 is a right side elevational view thereof;

FIG. 8 is a cross sectional view taken along line 8-8 of FIG. 2;

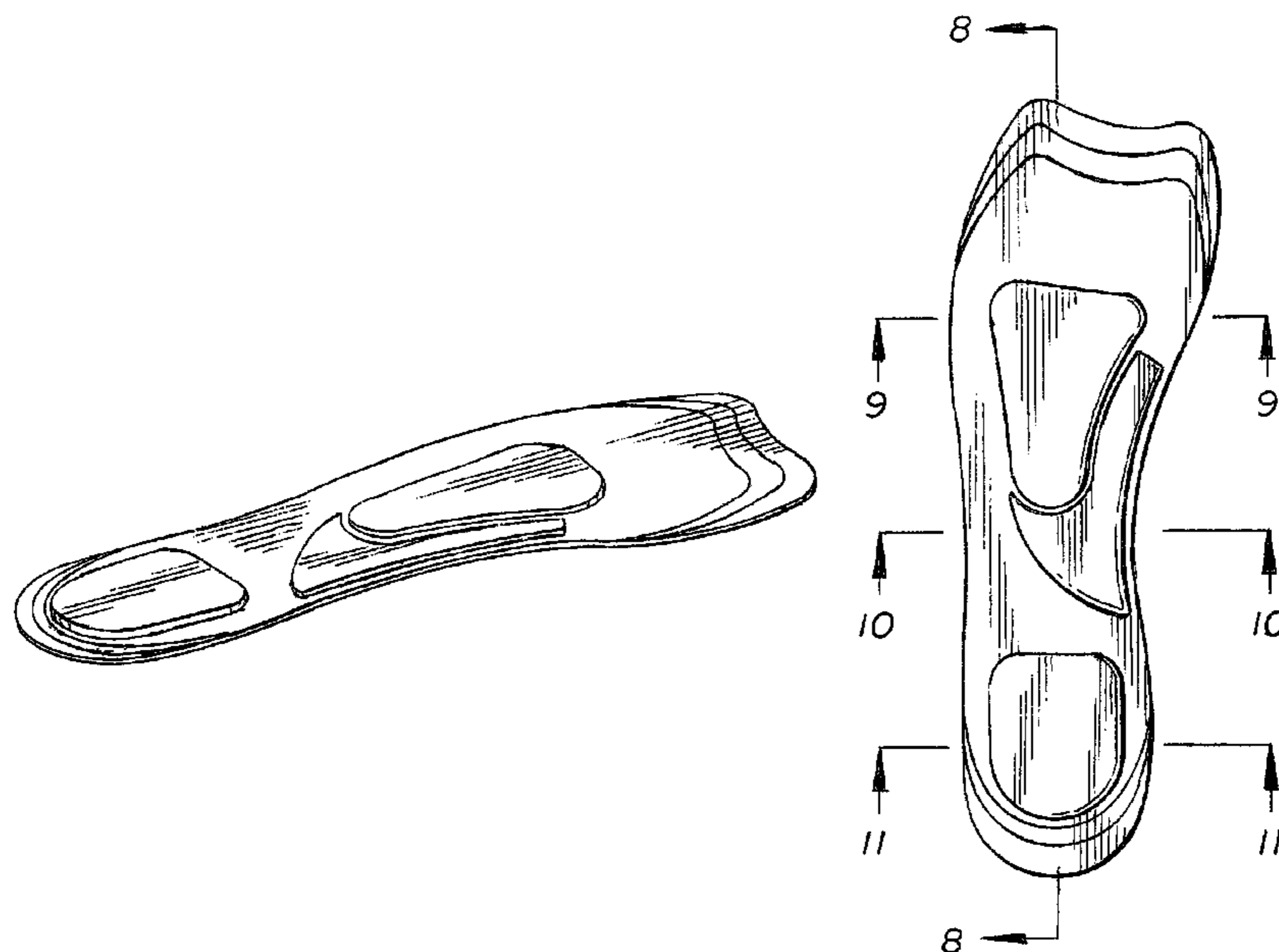
FIG. 9 is a cross sectional view taken along line 9-9 of FIG. 2;

FIG. 10 is a cross sectional view taken along line 10-10 of FIG. 2; and,

FIG. 11 is a cross sectional view taken along line 11-11 of FIG. 2.

The insole shown in FIGS. 1-11 is for a left foot, the insole for a right foot is a mirror image of that shown herein.

**1 Claim, 3 Drawing Sheets**






FIG. 1

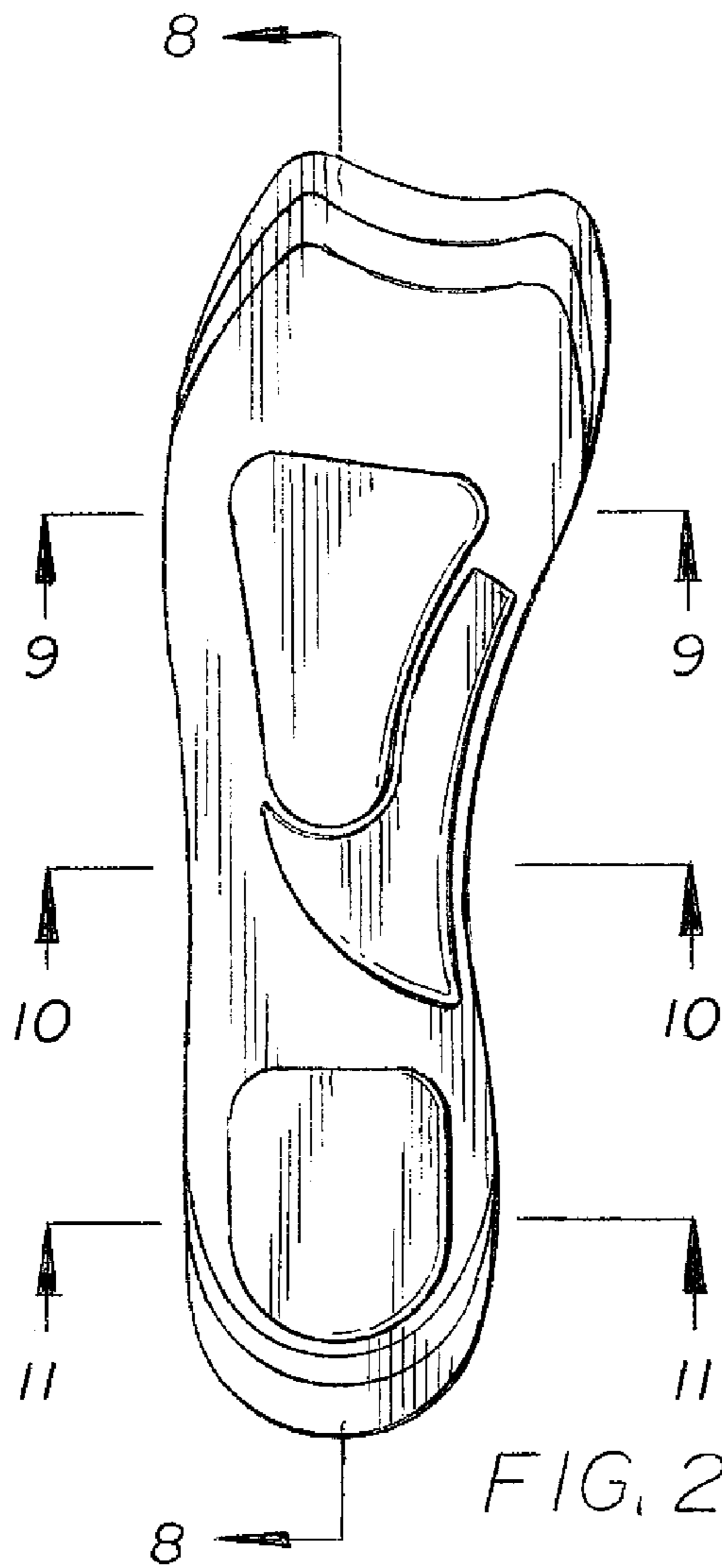


FIG. 2



FIG. 3


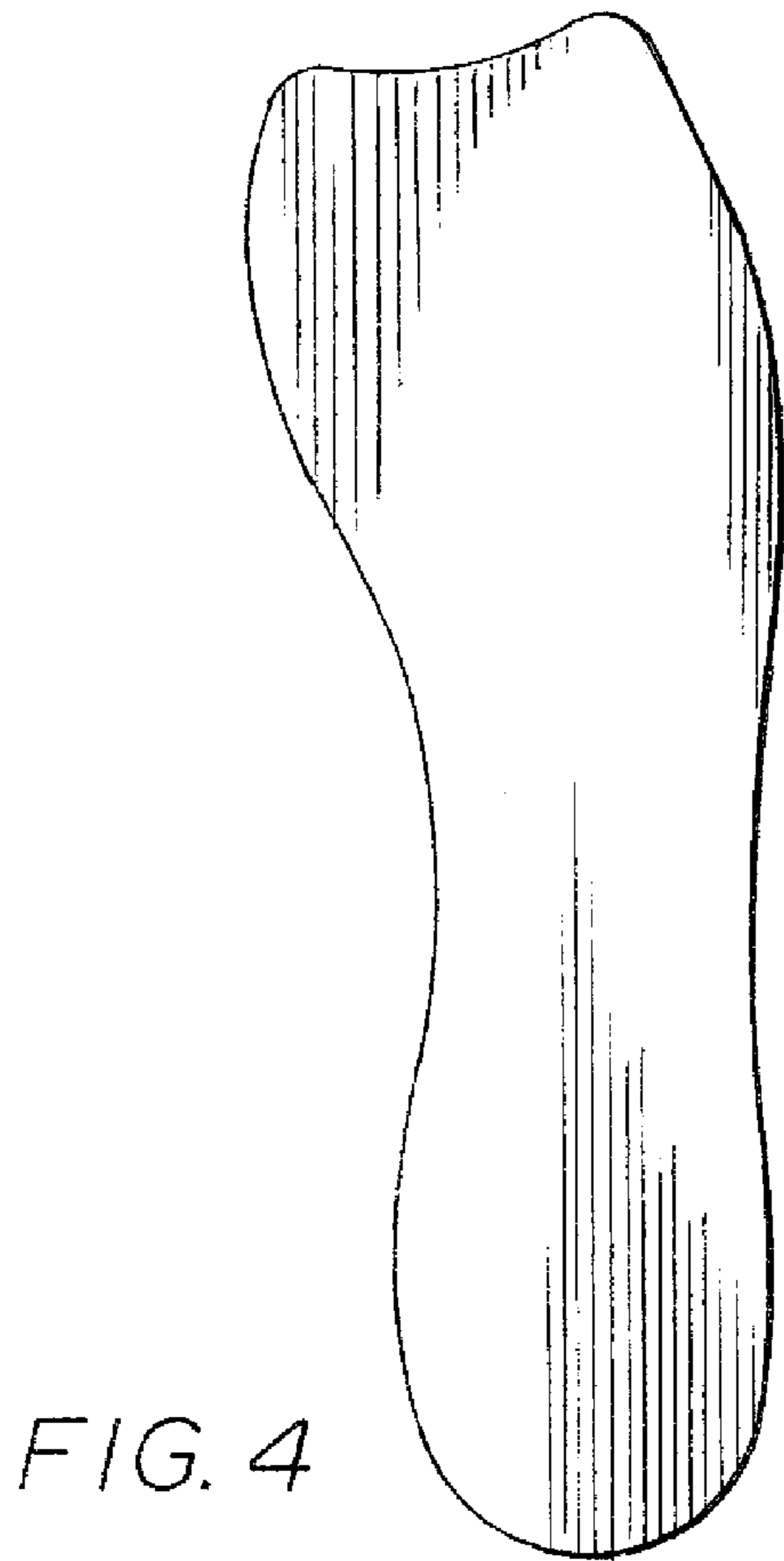


FIG. 9



FIG. 10



FIG. 11




FIG. 5




FIG. 6



FIG. 7