



US00D729502S

(12) **United States Design Patent**
Aldridge

(10) **Patent No.:** **US D729,502 S**

(45) **Date of Patent:** **** May 19, 2015**

(54) **BRIM CLIP**

(71) Applicant: **Tipper, LLC**, Madison, AL (US)

(72) Inventor: **Hunter James Aldridge**, Madison, AL (US)

(73) Assignee: **Tipper, LLC**, Madison, AL (US)

(**) Term: **14 Years**

(21) Appl. No.: **29/490,568**

(22) Filed: **May 12, 2014**

(51) **LOC (10) Cl.** **02-03**

(52) **U.S. Cl.**
USPC **D2/895**

(58) **Field of Classification Search**

USPC D2/865-888, 890, 891, 893, 895;
223/91, 93, 96; 24/3.3, 3.11, 3.12, 336,
24/67 R, 67.9, 326, 545, 561, 563;
D25/119, 121, 122, 136, 144; D8/354,
D8/395; D20/15, 28, 44; D19/65; 150/106,
150/137, 147; D3/249, 250; 206/39.5;
D11/78.1; 351/155

See application file for complete search history.

(56) **References Cited**

U.S. PATENT DOCUMENTS

324,942	A *	8/1885	Knapp	428/122
D30,701	S *	5/1899	Haslup	D6/323
1,236,654	A *	8/1917	Baltzley	24/561
1,423,520	A *	7/1922	Freedman	24/67 R
1,442,447	A *	1/1923	Ruskin	24/561
1,654,756	A *	1/1928	Ryan	24/561
1,825,496	A *	9/1931	Weeks	150/137
1,857,488	A *	5/1932	Weeks	24/563
1,933,724	A *	11/1933	Fox	24/573.09
2,195,068	A *	3/1940	Wiley	52/718.06
D145,706	S *	10/1946	Woodley	D19/34
2,478,376	A *	8/1949	De Swart	24/67.9
D159,645	S *	8/1950	Knorr	D20/43
D169,525	S *	5/1953	Chartier	D21/394

2,737,220	A *	3/1956	Hoff	150/135
2,800,695	A *	7/1957	Stegeman	24/3.8
3,414,944	A *	12/1968	Rabinowitz	24/561
D257,620	S *	12/1980	Chartier	D28/40
D314,012	S *	1/1991	Klodt	D19/65
5,272,792	A *	12/1993	Harper	24/67 CF
5,309,605	A *	5/1994	Sato	24/67.9
D378,531	S *	3/1997	Szikszay	D19/65

(Continued)

Primary Examiner — Karen E. Eldridge Powers

Assistant Examiner — Kimberly Barnes

(74) *Attorney, Agent, or Firm* — Ann I. Dennen; Lanier Ford Shaver & Payne P.C.

(57) **CLAIM**

I claim the ornamental design for a brim clip, as shown and described.

DESCRIPTION

FIG. 1 is a front elevation view of a brim clip in accordance with the present disclosure.

FIG. 2 is a rear elevation view of the brim clip depicted in FIG. 1.

FIG. 3 is a top plan view of the brim clip depicted in FIG. 1.

FIG. 4 is a bottom plan view of the brim clip depicted in FIG. 1.

FIG. 5 is a side elevation view of the brim clip depicted in FIG. 1.

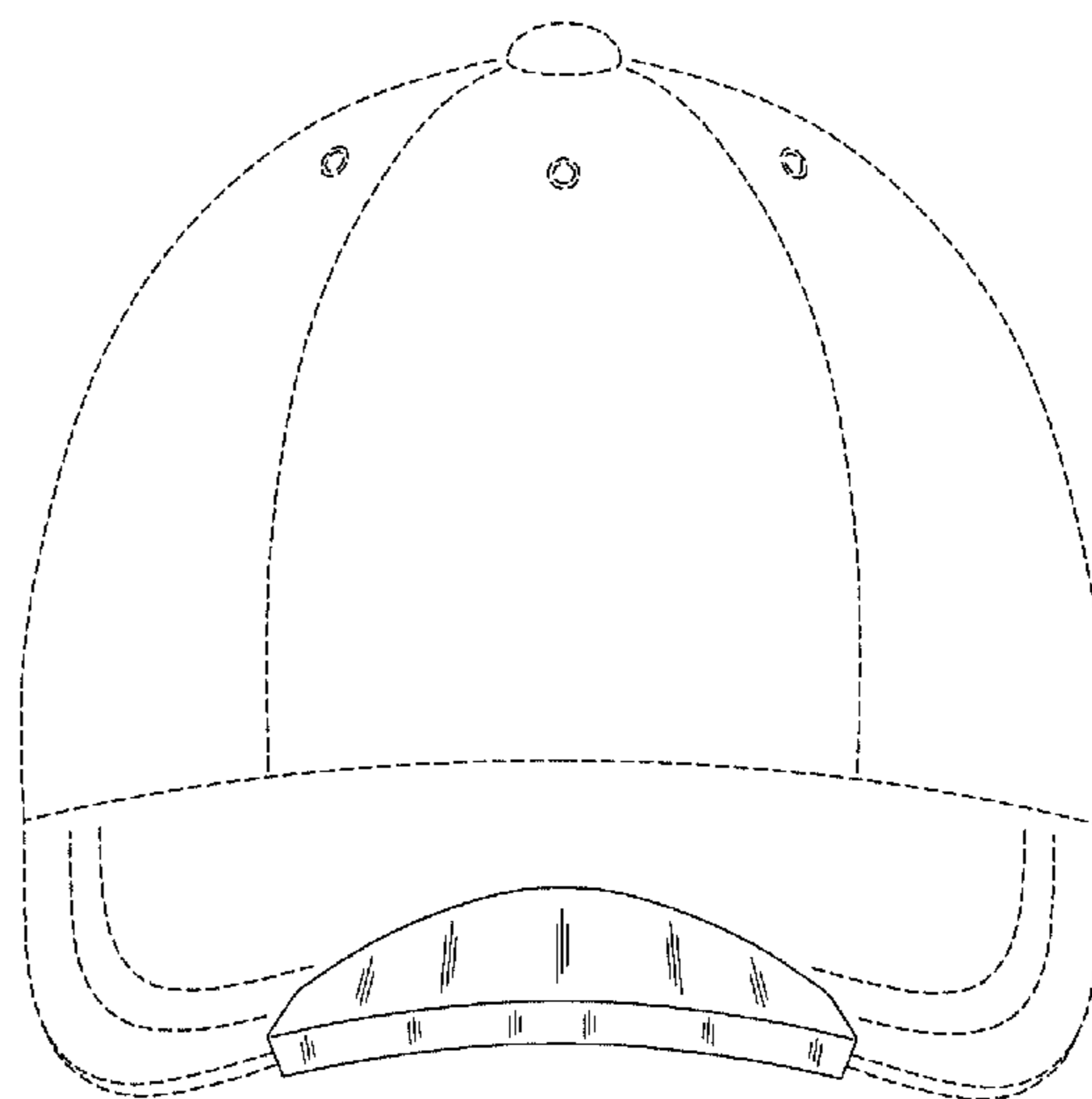
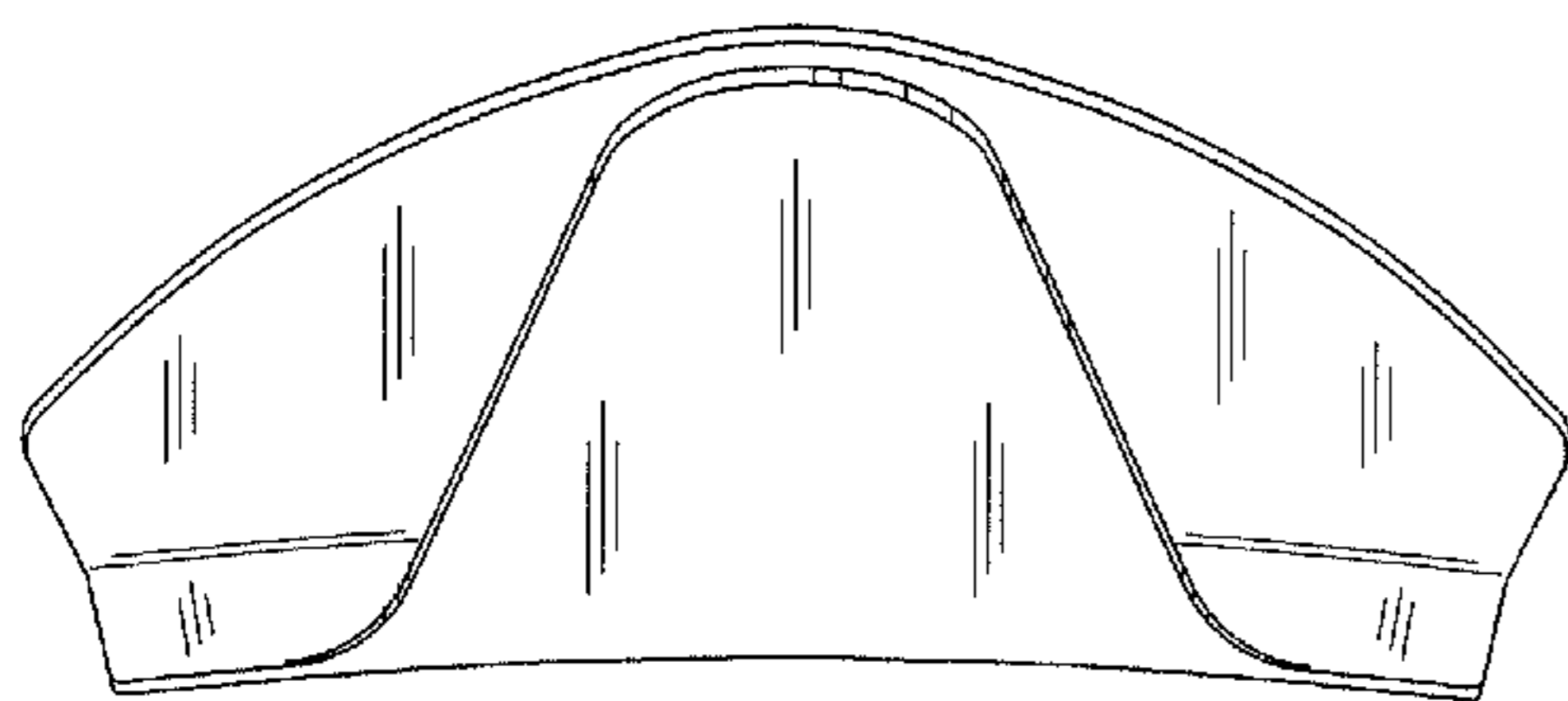
FIG. 6 is a top perspective view of the brim clip depicted in FIG. 1.

FIG. 7 is a bottom perspective view of the brim clip depicted in FIG. 1; and,

FIG. 8 is a front perspective view of the brim clip depicted in FIG. 1 in accordance with an embodiment of the present disclosure, but shown coupled to a baseball cap. The baseball cap, shown in dotted lines, forms no part of the claimed design.

The dotted lines are for illustrative purposes only and form no part of the claimed design.

1 Claim, 4 Drawing Sheets



(56)

References Cited

U.S. PATENT DOCUMENTS

5,829,103 A * 11/1998 Allen 24/11 R
 D407,537 S * 4/1999 Simpson D2/891
 6,082,422 A * 7/2000 Kaminski 150/147
 D477,774 S * 7/2003 Jones et al. D8/395
 D486,862 S * 2/2004 Coe D19/65
 6,694,526 B1 * 2/2004 Tate 2/209.12
 D492,351 S * 6/2004 Sato et al. D19/65
 D506,783 S * 6/2005 Siegel D19/65
 7,066,494 B1 * 6/2006 Di Prinzio 281/42
 D526,356 S * 8/2006 Shinya D19/65
 7,178,173 B2 * 2/2007 Kronenberger 2/209.13

D571,539 S * 6/2008 Valcourt D2/866
 D581,311 S * 11/2008 Cornett D11/78.1
 D591,934 S * 5/2009 Gore D2/891
 7,954,943 B2 * 6/2011 Ledford 351/155
 7,963,010 B2 * 6/2011 Levesque 24/545
 D677,193 S * 3/2013 MacDonald D11/78.1
 8,573,773 B1 * 11/2013 Acosta 351/155
 D700,046 S * 2/2014 Smith D8/394
 2002/0042941 A1 * 4/2002 Grundy 2/195.1
 2006/0277725 A1 * 12/2006 Weingartner 24/67 R
 2008/0104801 A1 * 5/2008 Yeh 24/3.12
 2009/0165259 A1 * 7/2009 Tong et al. 24/67.9
 2012/0030908 A1 * 2/2012 Harush et al. 24/3.12
 2013/0167333 A1 * 7/2013 Andersson et al. 24/545

* cited by examiner

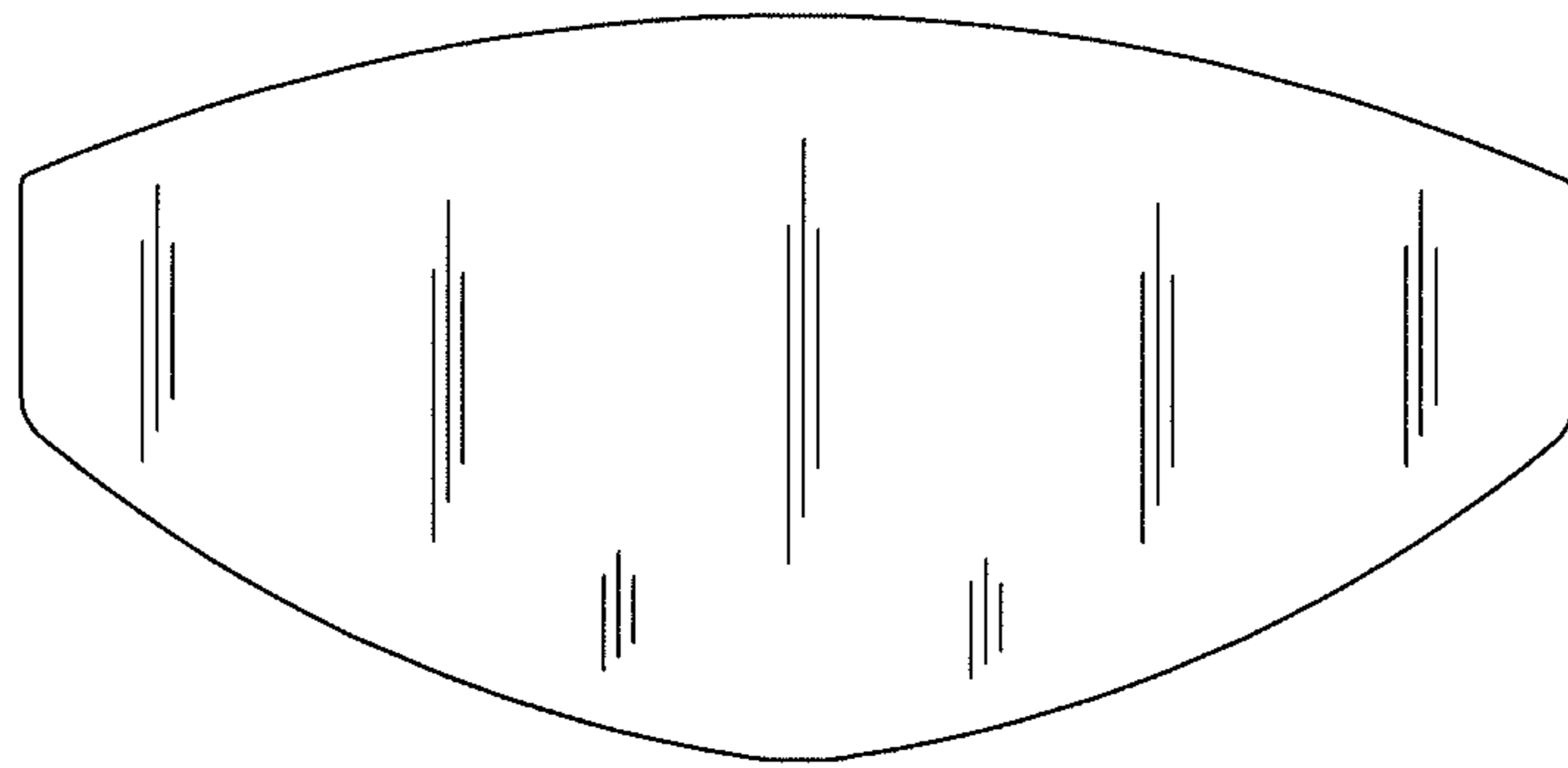


FIG. 1

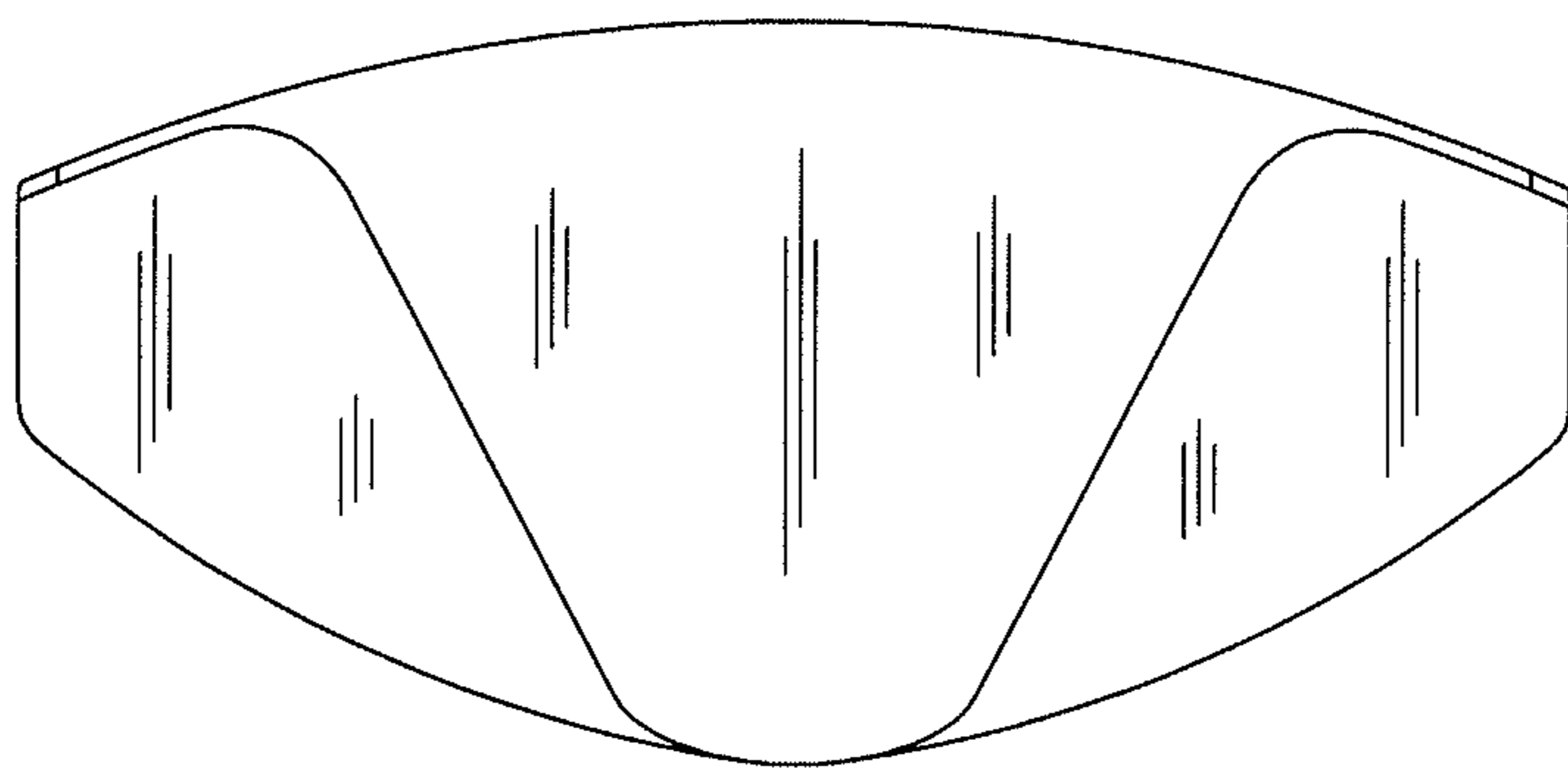


FIG. 2

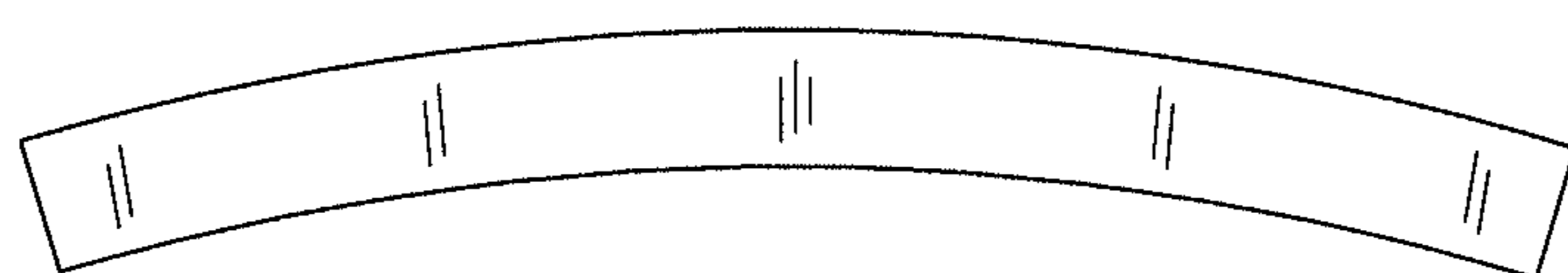


FIG. 3




FIG. 4

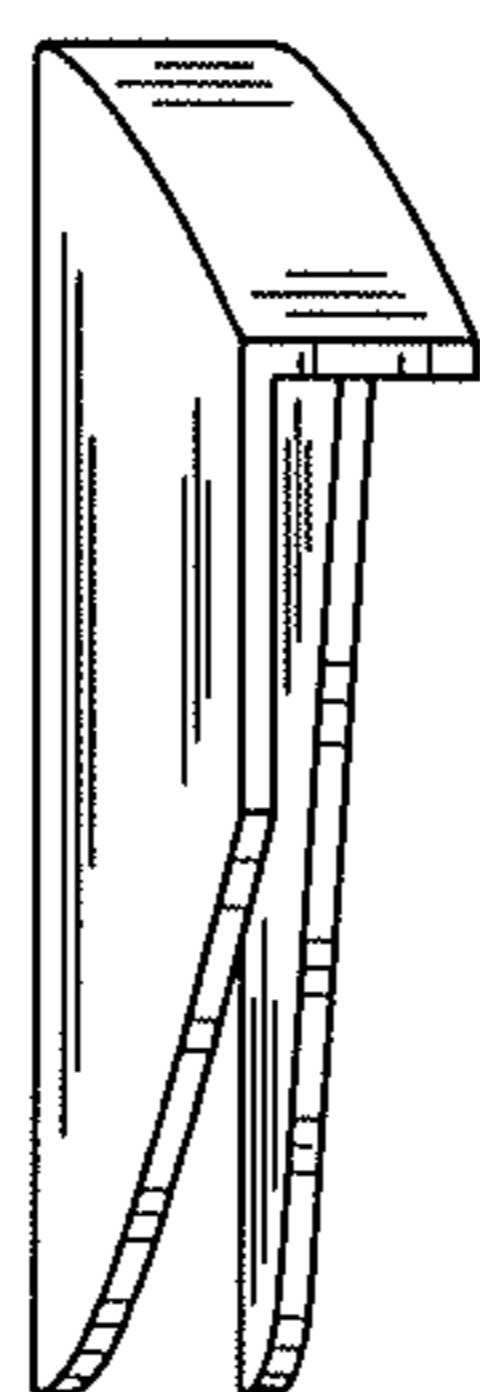


FIG. 5

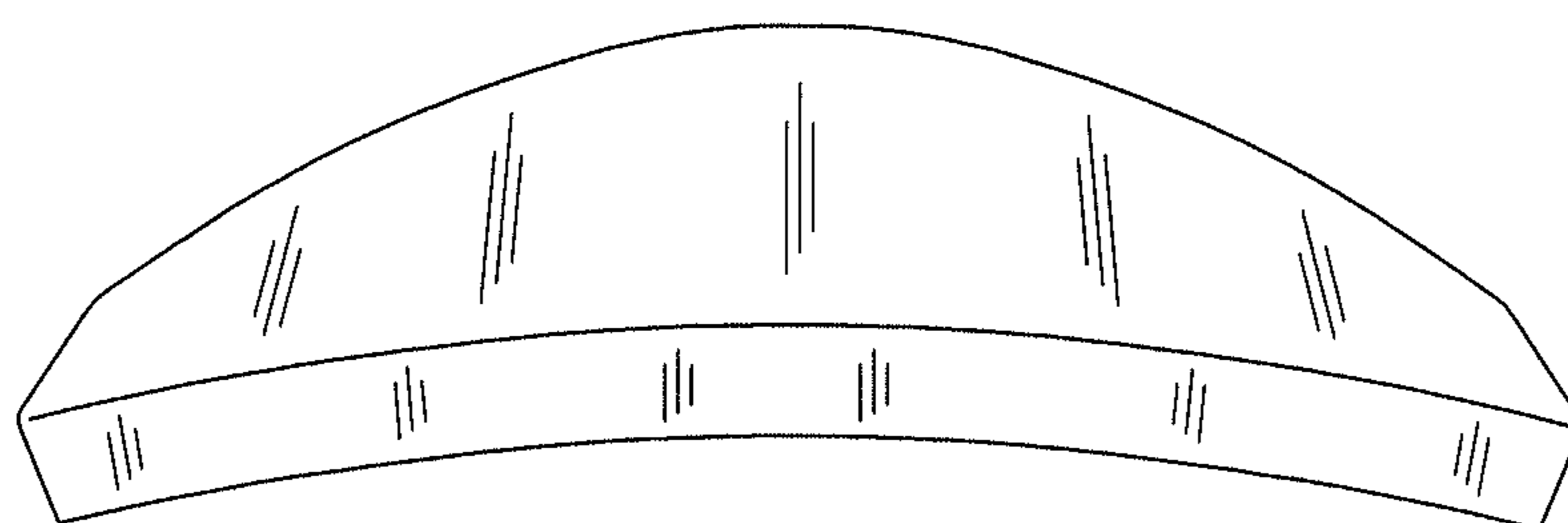


FIG. 6

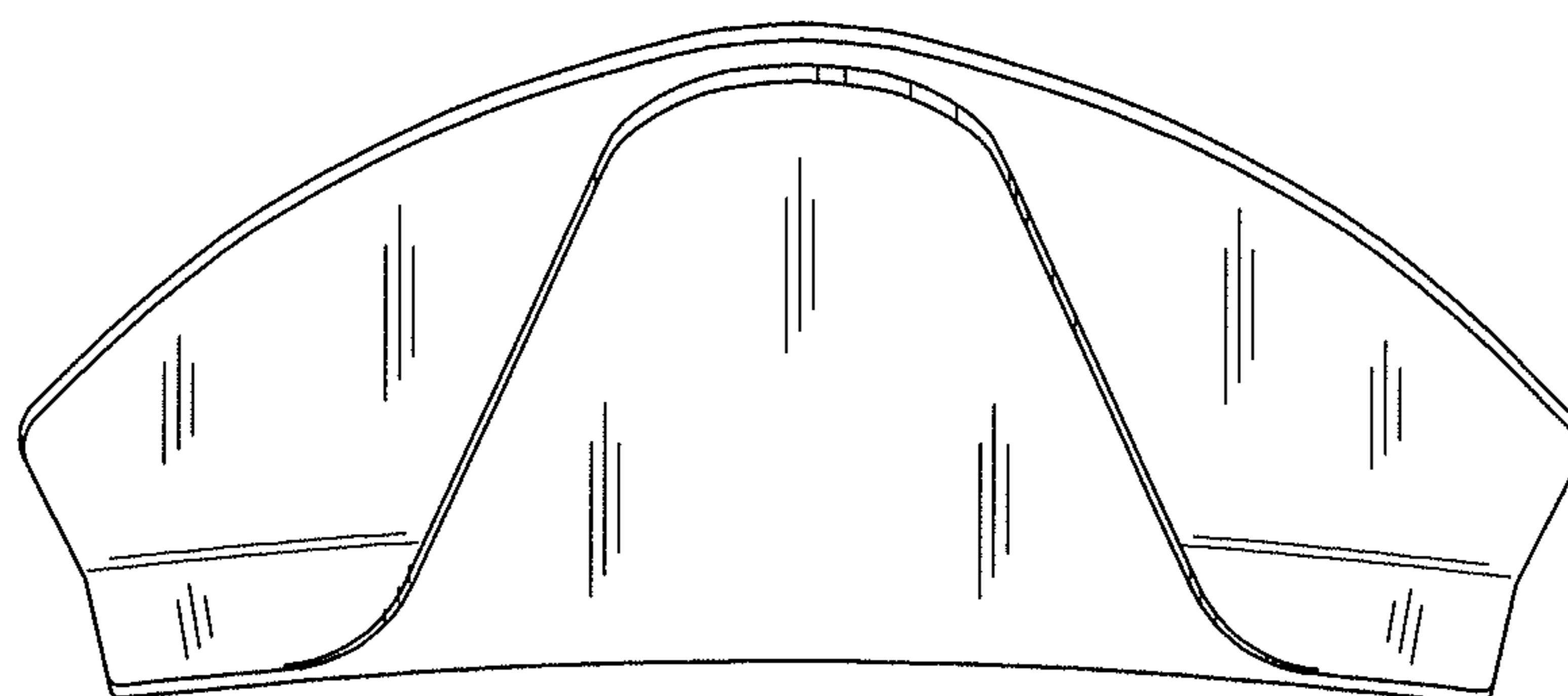


FIG. 7

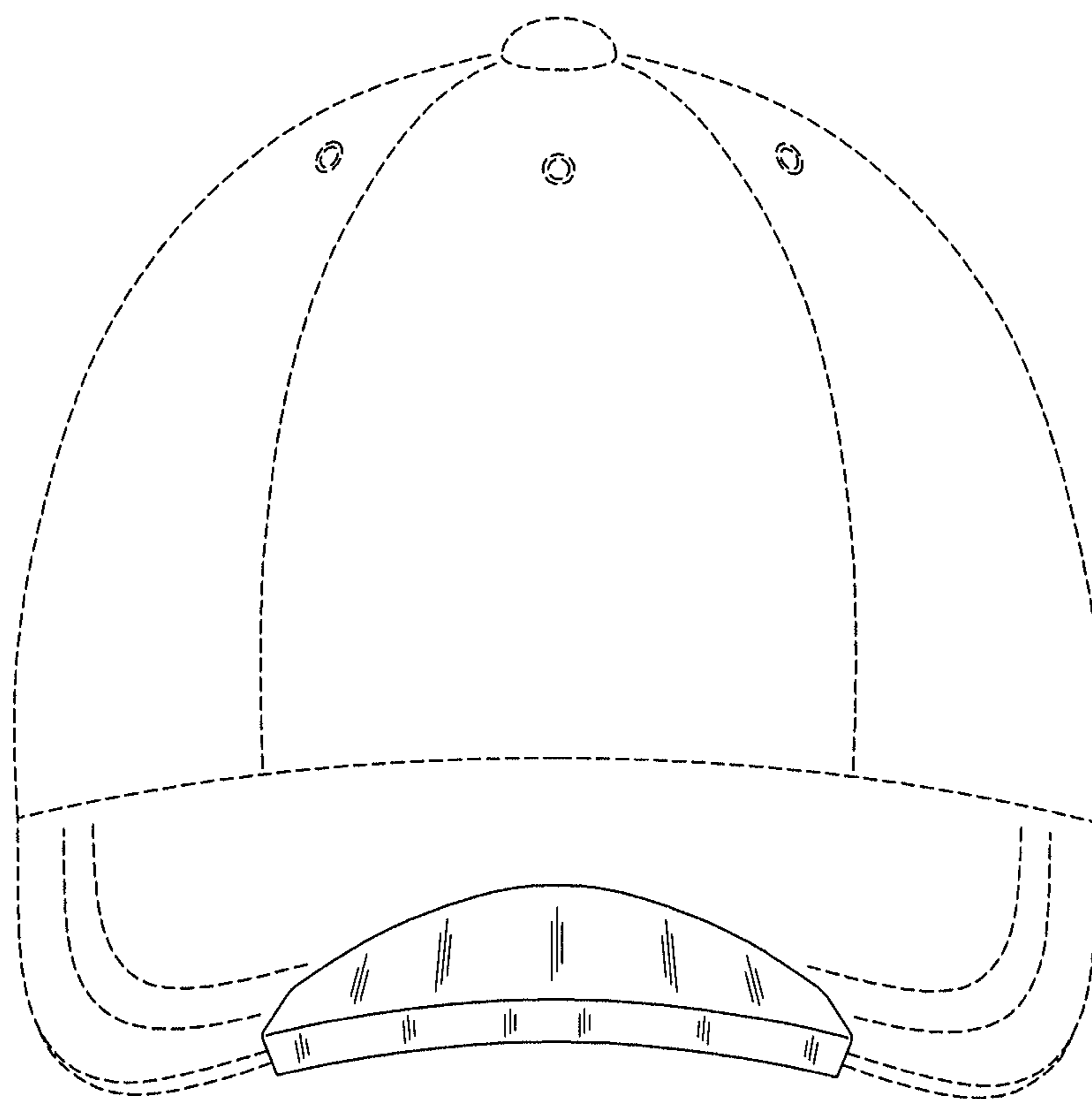


FIG. 8