



US00D729481S

(12) **United States Design Patent**
Silkaitis et al.

(10) **Patent No.:** **US D729,481 S**
(45) **Date of Patent:** **** May 12, 2015**

(54) **BUCKET**

DESCRIPTION

- (71) Applicant: **Medline Industries, Inc.**, Mundelein, IL (US)
- (72) Inventors: **Thomas Silkaitis**, Lake Zurich, IL (US); **Juniwati Katopo**, Elgin, IL (US)
- (73) Assignee: **Medline Industries, Inc.**, Mundelein, IL (US)
- (**) Term: **14 Years**
- (21) Appl. No.: **29/488,926**
- (22) Filed: **Apr. 24, 2014**
- (51) **LOC (10) Cl.** **07-07**
- (52) **U.S. Cl.**
USPC **D32/53**
- (58) **Field of Classification Search**
USPC D32/53, 53.1, 54; 15/260–264;
220/904, 659
See application file for complete search history.

The application file contains at least one drawing executed in color. Copies of this patent application with color drawing(s) will be provided by the Office upon request and payment of the necessary fee. The white and black shade lines in the Figures are used to show that the surfaces are substantially planar and not to be interpreted as surface ornamentation.

FIG. 1 is a front right perspective view of a first embodiment of a bucket showing our design with the disclaimed handle in an upright position;

FIG. 2 is a front elevation view thereof;

FIG. 3 is a rear elevation view thereof;

FIG. 4 is a left side elevational view thereof;

FIG. 5 is a right side elevational view thereof;

FIG. 6 is a top plan view thereof with the disclaimed handle in a pulled down position so that it does not obscure the upper surface;

FIG. 7 is a bottom plan view thereof with the disclaimed handle in an upright position;

FIG. 8 is a front right perspective view of a second embodiment of a bucket showing our new design with the disclaimed handle in an upright position;

FIG. 9 is a front elevation view thereof;

FIG. 10 is a rear elevation view thereof;

FIG. 11 is a left side elevational view thereof;

FIG. 12 is a right side elevational view thereof;

FIG. 13 is a top plan view thereof with the disclaimed handle in a pulled down position so that it does not obscure the upper surface; and,

FIG. 14 is a bottom plan view thereof with the disclaimed handle in an upright position.

The broken lines illustrating portions of a bucket are for environmental purposes only and form no part of the claimed design.

(56) **References Cited**

U.S. PATENT DOCUMENTS

D506,608 S *	6/2005	Dong	D3/276
D593,269 S *	5/2009	Weiler	D32/53
D688,018 S *	8/2013	Duquenoy et al.	D32/53
D716,011 S *	10/2014	Jackson et al.	D32/53

* cited by examiner



Primary Examiner — Robin V Webster

(74) *Attorney, Agent, or Firm* — McAndrews Held & Malloy, Ltd.

(57) **CLAIM**

The ornamental design for a bucket, as shown and described.

1 Claim, 14 Drawing Sheets
(12 of 14 Drawing Sheet(s) Filed in Color)






FIG. 1




FIG. 2



FIG. 3




FIG. 4

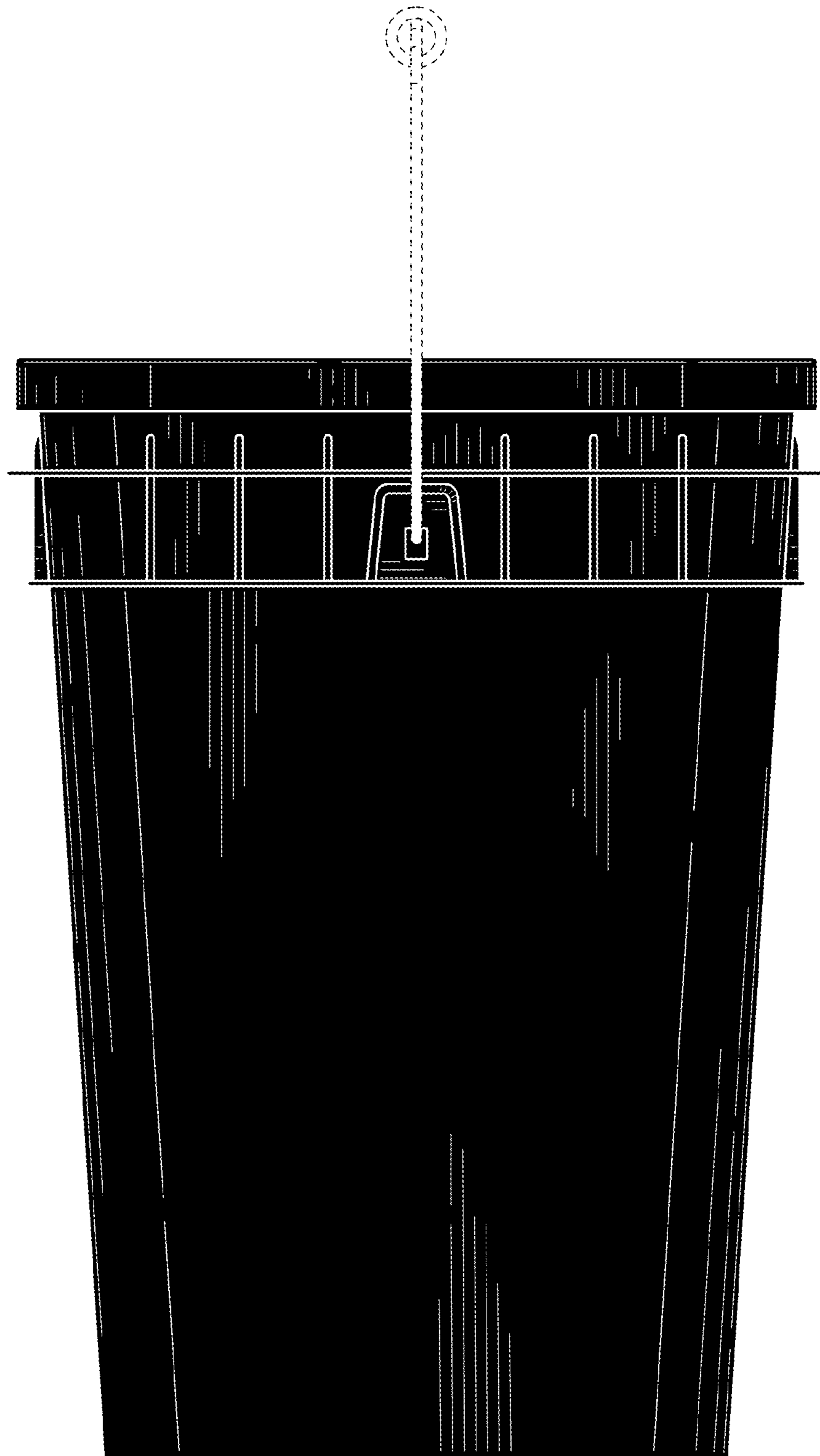


FIG. 5



FIG. 6

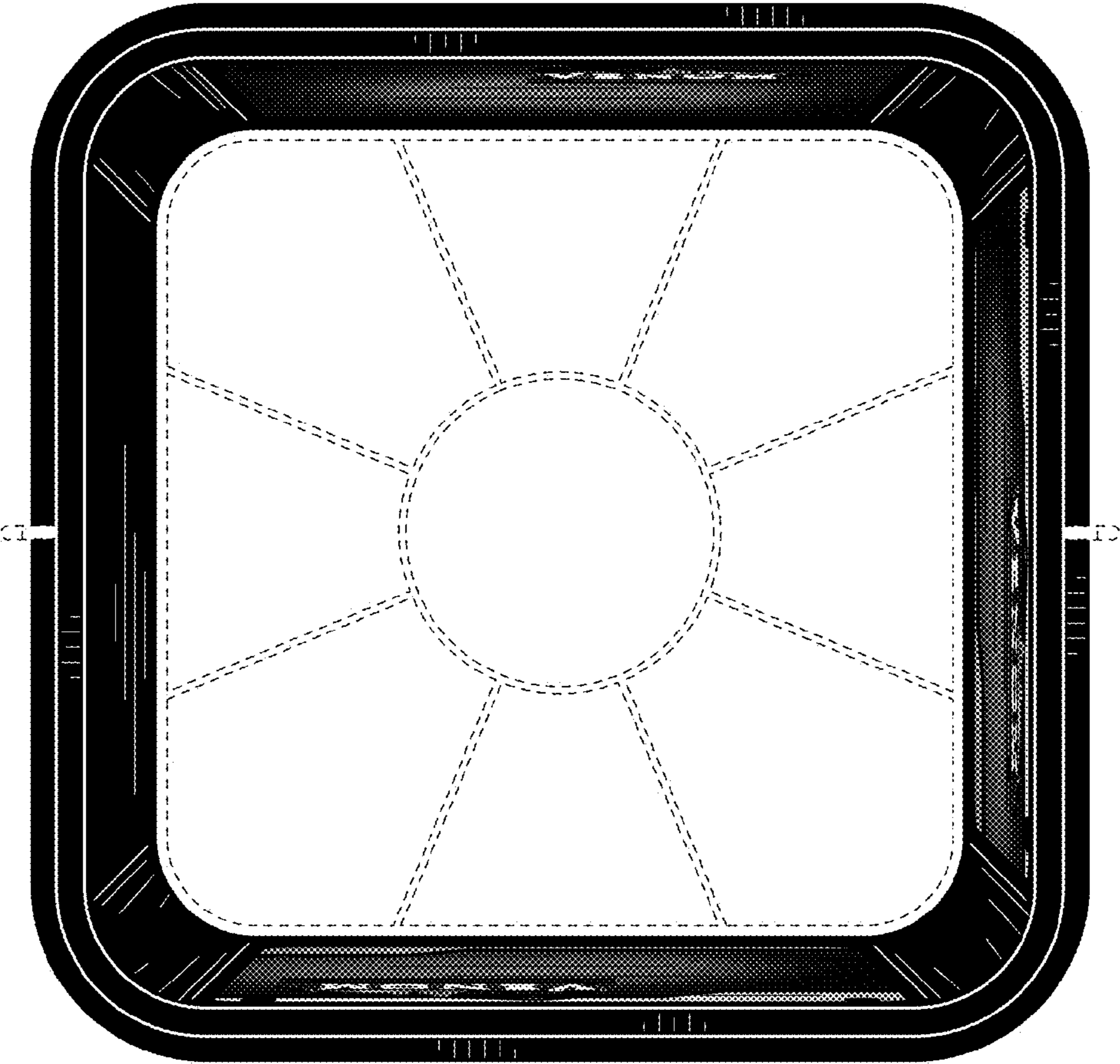


FIG. 7




FIG. 8

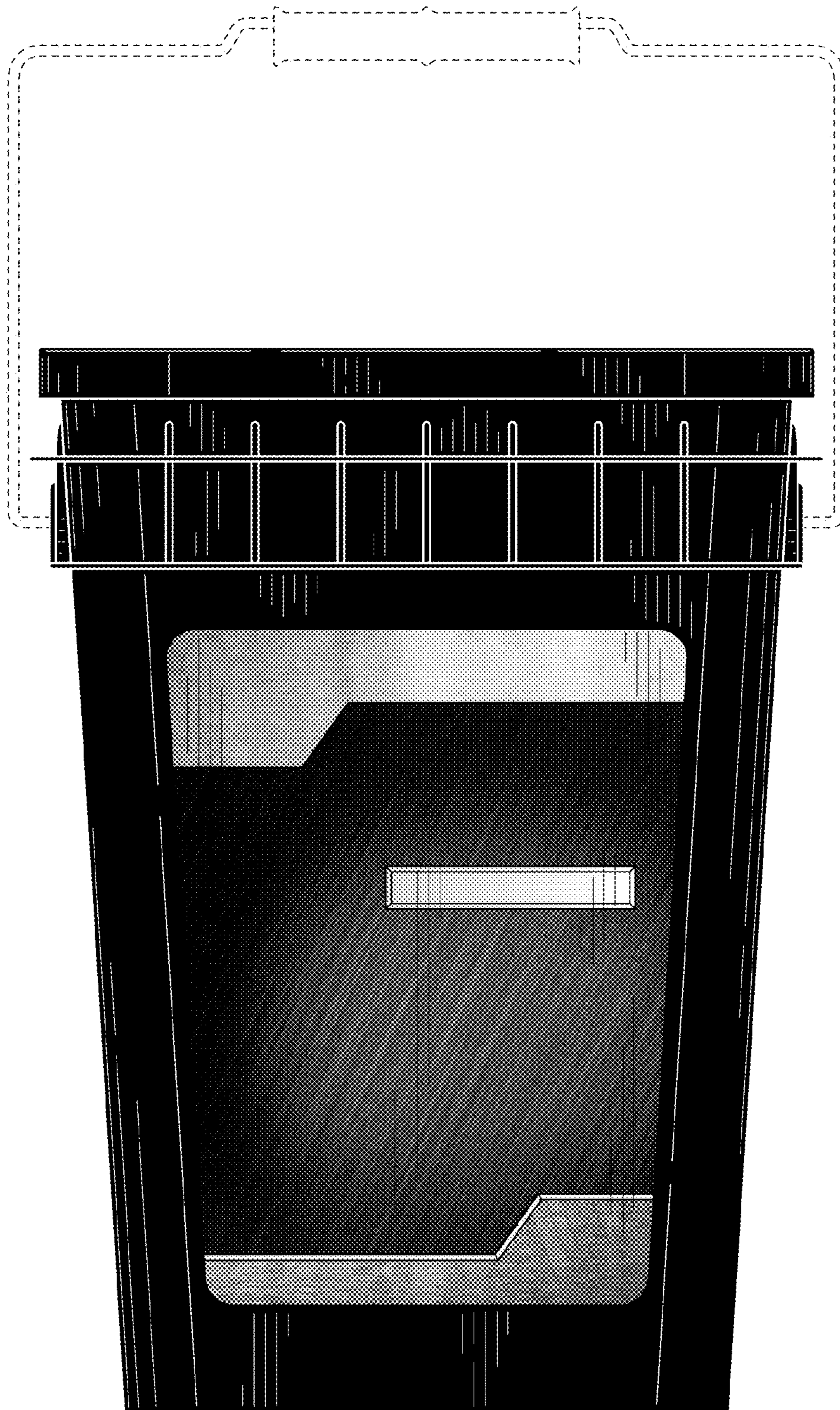


FIG. 9

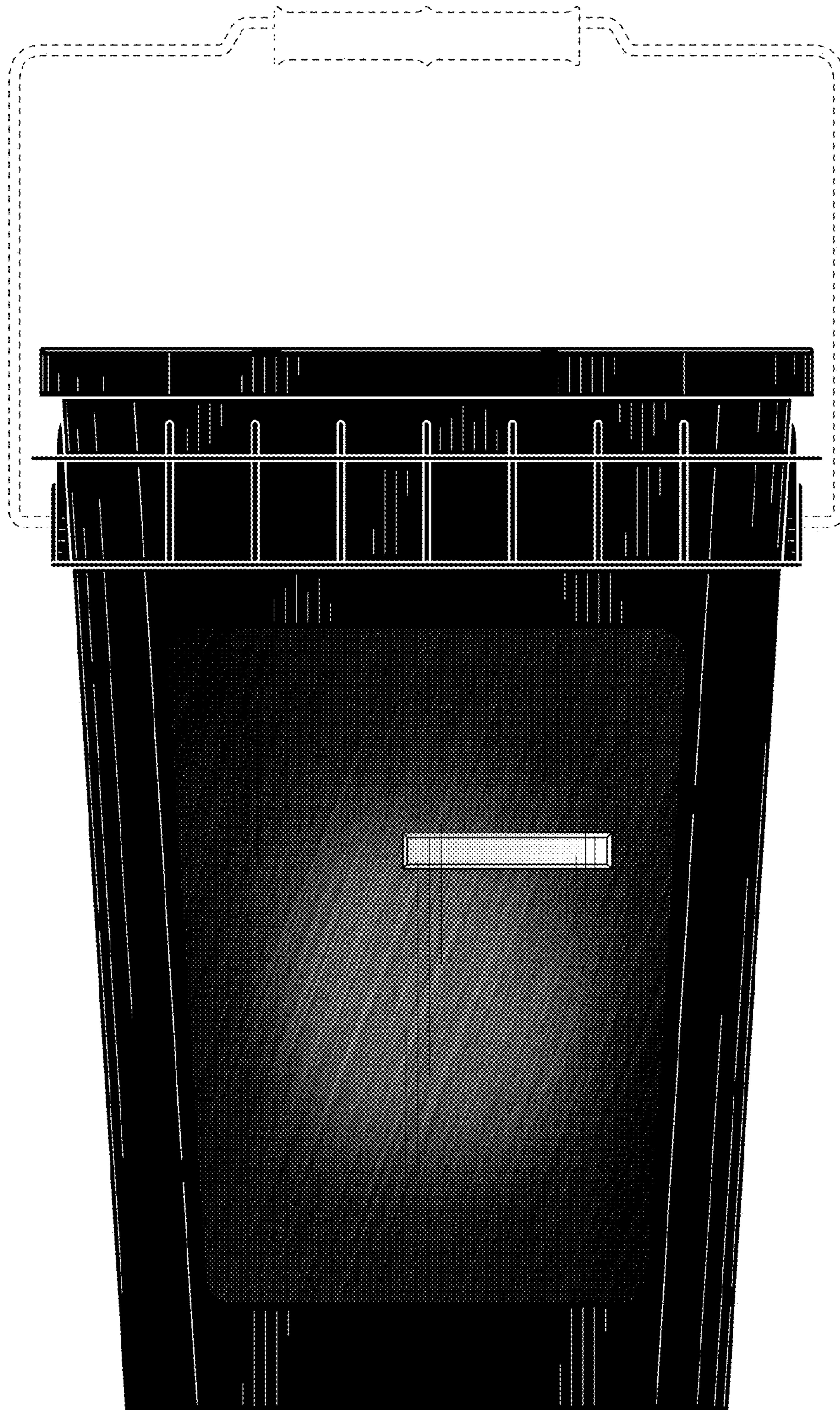


FIG. 10




FIG. 11

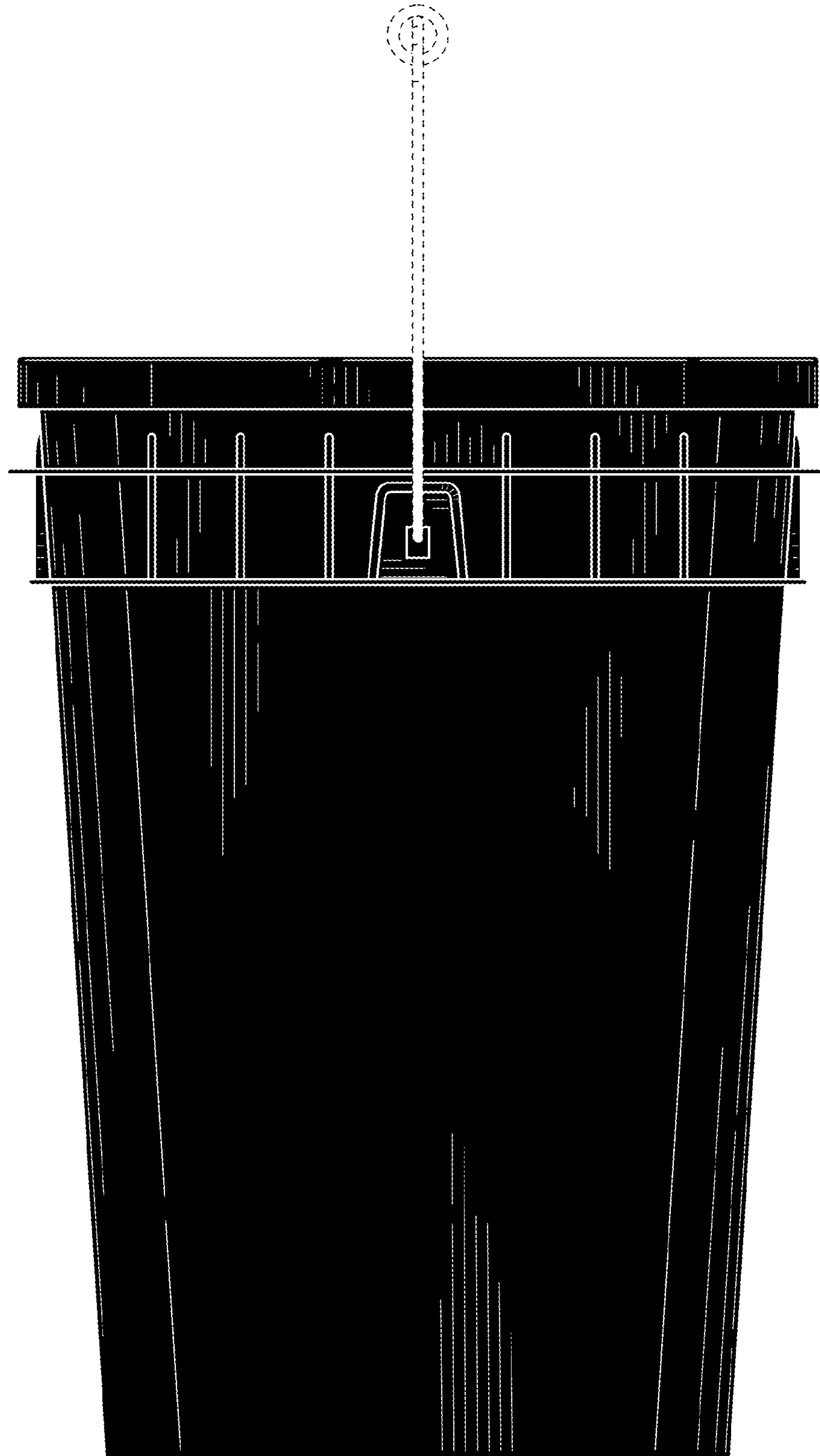


FIG. 12



FIG. 13




FIG. 14