



US00D729466S

(12) **United States Design Patent**  
**Belanger et al.**

(10) **Patent No.:** **US D729,466 S**  
(45) **Date of Patent:** **\*\* May 12, 2015**

- (54) **ROTARY HUB FOR A VEHICLE WASH COMPONENT**
- (71) Applicants: **Michael J. Belanger**, Northville, MI (US); **Barry S. Turner**, Novi, MI (US); **Thomas E. Weyandt**, Northville, MI (US)
- (72) Inventors: **Michael J. Belanger**, Northville, MI (US); **Barry S. Turner**, Novi, MI (US); **Thomas E. Weyandt**, Northville, MI (US)
- (73) Assignee: **Belanger, Inc.**, Northville, MI (US)
- (\*\*) Term: **14 Years**
- (21) Appl. No.: **29/486,577**
- (22) Filed: **Mar. 31, 2014**
- (51) **LOC (10) Cl.** ..... **15-05**
- (52) **U.S. Cl.**  
USPC ..... **D32/4**
- (58) **Field of Classification Search**  
USPC ..... D32/1, 4; D4/102, 119, 122; 134/18, 134/34, 56 R, 57 R, 123, 198; 15/53.1, 53.2, 15/53.3, 319, 321, DIG. 2  
See application file for complete search history.

4,018,014	A *	4/1977	Belanger	.....	451/469
4,375,116	A *	3/1983	Hora	.....	15/181
4,597,127	A *	7/1986	Swanson	.....	15/24
5,076,304	A *	12/1991	Mathews	.....	134/57 R
6,035,482	A *	3/2000	Belanger et al.	.....	15/230.14
7,219,385	B1 *	5/2007	Rietsch, Jr.	.....	15/97.3
D558,938	S *	1/2008	Ickes	.....	D32/15
7,347,771	B2 *	3/2008	Wentworth et al.	.....	451/466
D576,360	S *	9/2008	Turner	.....	D32/4
D580,604	S *	11/2008	Turner	.....	D32/4
8,181,303	B2 *	5/2012	Vivyan et al.	.....	15/97.3
D706,998	S *	6/2014	Andersen	.....	D32/4
2004/0200024	A1 *	10/2004	Yamin	.....	15/230.16
2006/0064835	A1 *	3/2006	Favagrossa	.....	15/230.16
2009/0205148	A1 *	8/2009	Wentworth	.....	15/53.2
2009/0205150	A1 *	8/2009	Wentworth et al.	.....	15/97.3

\* cited by examiner

*Primary Examiner* — T. Chase Nelson  
*Assistant Examiner* — Michelle E Wilson

(74) *Attorney, Agent, or Firm* — Dickinson Wright PLLC

(57) **CLAIM**

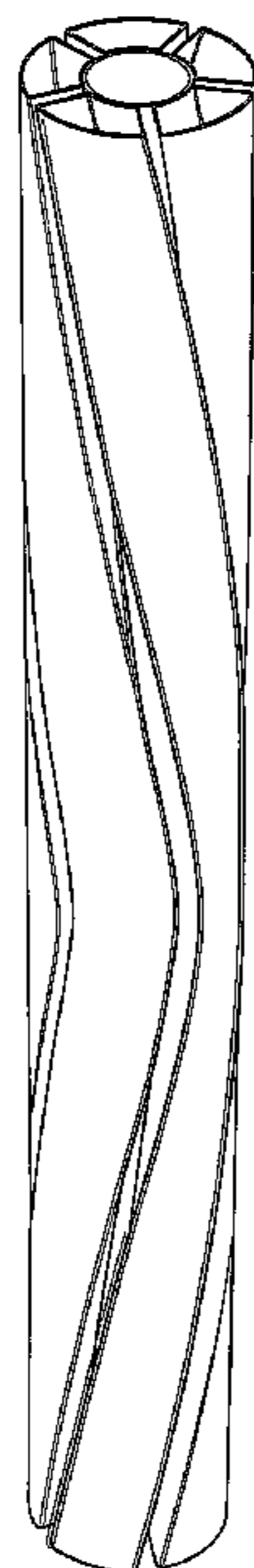
The ornamental design for a rotary hub for vehicle wash component, as shown and described.

**DESCRIPTION**

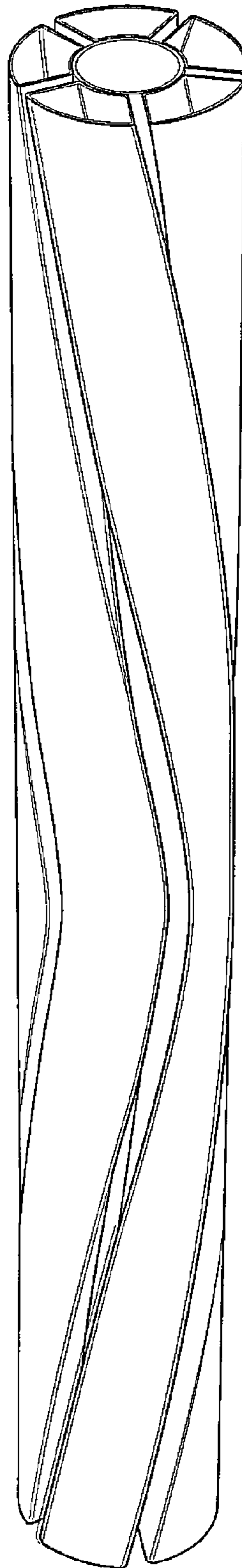
FIG. 1 is a perspective view of a rotary hub for a vehicle wash component according to an aspect of the disclosure; FIG. 2 is a side view of a rotary hub for a vehicle wash component according to an aspect of the disclosure; and, FIG. 3 is an endview of a rotary hub for a vehicle wash component according to an aspect of the disclosure. The broken phantom lines depict unclaimed subject matter only and form no part of the claimed design. The end views are mirror images of one another.

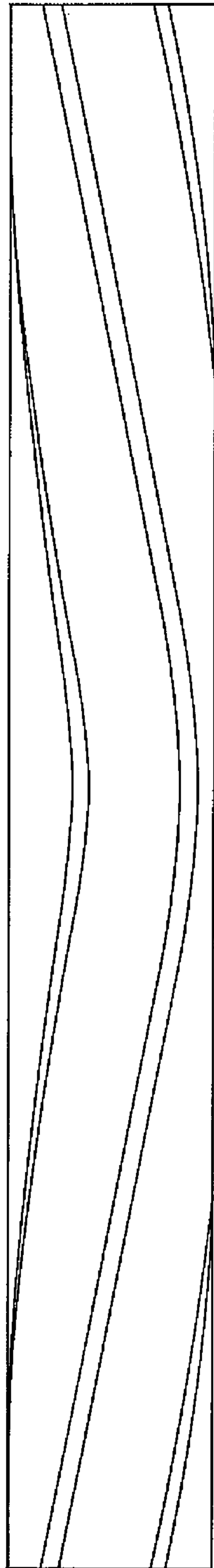
**1 Claim, 2 Drawing Sheets**

- (56) **References Cited**  
U.S. PATENT DOCUMENTS
- |           |     |         |            |       |           |
|-----------|-----|---------|------------|-------|-----------|
| D121,787  | S * | 8/1940  | Flynn      | ..... | D32/1     |
| 2,788,009 | A * | 4/1957  | Lones      | ..... | 134/102.2 |
| D193,109  | S * | 6/1962  | Hamrick    | ..... | D32/1     |
| 3,755,847 | A * | 9/1973  | Liebscher  | ..... | 15/179    |
| 3,846,861 | A * | 11/1974 | Smith, Sr. | ..... | 15/179    |

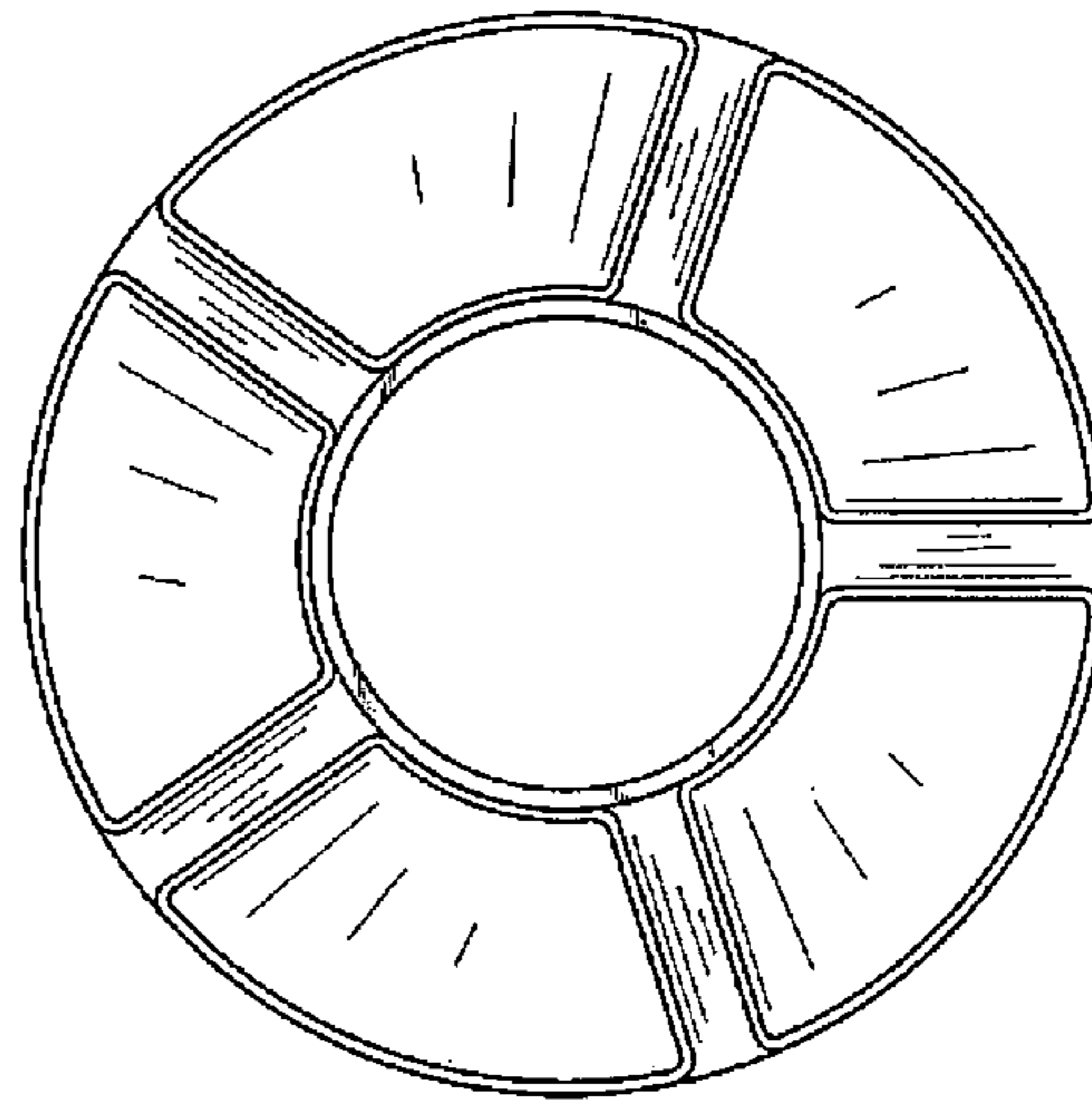


**FIG. 1**





**FIG. 2**



**FIG. 3**