



US00D729465S

(12) **United States Design Patent**
Belanger et al.

(10) **Patent No.:** **US D729,465 S**

(45) **Date of Patent:** **** May 12, 2015**

(54) **ROTARY HUB FOR A VEHICLE WASH COMPONENT**

(71) Applicants: **Michael J. Belanger**, Northville, MI (US); **Barry S. Turner**, Novi, MI (US); **Thomas E. Weyandt**, Northville, MI (US)

(72) Inventors: **Michael J. Belanger**, Northville, MI (US); **Barry S. Turner**, Novi, MI (US); **Thomas E. Weyandt**, Northville, MI (US)

(73) Assignee: **Belanger, Inc.**, Northville, MI (US)

(**) Term: **14 Years**

(21) Appl. No.: **29/486,572**

(22) Filed: **Mar. 31, 2014**

(51) **LOC (10) Cl.** **15-05**

(52) **U.S. Cl.**
USPC **D32/4**

(58) **Field of Classification Search**
USPC D32/1, 4; D4/102, 119, 122; 134/18, 134/34, 56 R, 57 R, 123, 198; 15/53.1, 53.2, 15/53.3, 319, 321, DIG. 2
See application file for complete search history.

(56) **References Cited**

U.S. PATENT DOCUMENTS

D121,787	S	*	8/1940	Flynn	D32/1
2,788,009	A	*	4/1957	Lones	134/102.2
D193,109	S	*	6/1962	Hamrick	D32/1
3,755,847	A	*	9/1973	Liebscher	15/179
3,846,861	A	*	11/1974	Smith, Sr.	15/179

4,018,014	A	*	4/1977	Belanger	451/469
4,375,116	A	*	3/1983	Hora	15/181
4,597,127	A	*	7/1986	Swanson	15/24
5,076,304	A	*	12/1991	Mathews	134/57 R
6,035,482	A	*	3/2000	Belanger et al.	15/230.14
7,219,385	B1	*	5/2007	Rietsch, Jr.	15/97.3
D558,938	S	*	1/2008	Ickes	D32/15
7,347,771	B2	*	3/2008	Wentworth et al.	451/466
D576,360	S	*	9/2008	Turner	D32/4
D580,604	S	*	11/2008	Turner	D32/4
8,181,303	B2	*	5/2012	Vivyan et al.	15/97.3
D706,998	S	*	6/2014	Andersen	D32/4
2004/0200024	A1	*	10/2004	Yamin	15/230.16
2006/0064835	A1	*	3/2006	Favagrossa	15/230.16
2009/0205148	A1	*	8/2009	Wentworth	15/53.2
2009/0205150	A1	*	8/2009	Wentworth et al.	15/97.3

* cited by examiner

Primary Examiner — T. Chase Nelson

Assistant Examiner — Michelle E Wilson

(74) *Attorney, Agent, or Firm* — Dickinson Wright PLLC

(57) **CLAIM**

The ornamental design for a rotary hub for vehicle wash component, as shown and described herein.

DESCRIPTION

FIG. 1 is a perspective view of a rotary hub for a vehicle wash component according to an aspect of the disclosure; FIG. 2 is an end view of a rotary hub for a vehicle wash component according to an aspect of the disclosure; and, FIG. 3 is a side view of a rotary hub for a vehicle wash component according to an aspect of the disclosure. The broken phantom lines depict unclaimed subject matter only and form no part of the claimed design. The end views are mirror images of one another.

1 Claim, 2 Drawing Sheets





FIG. 1



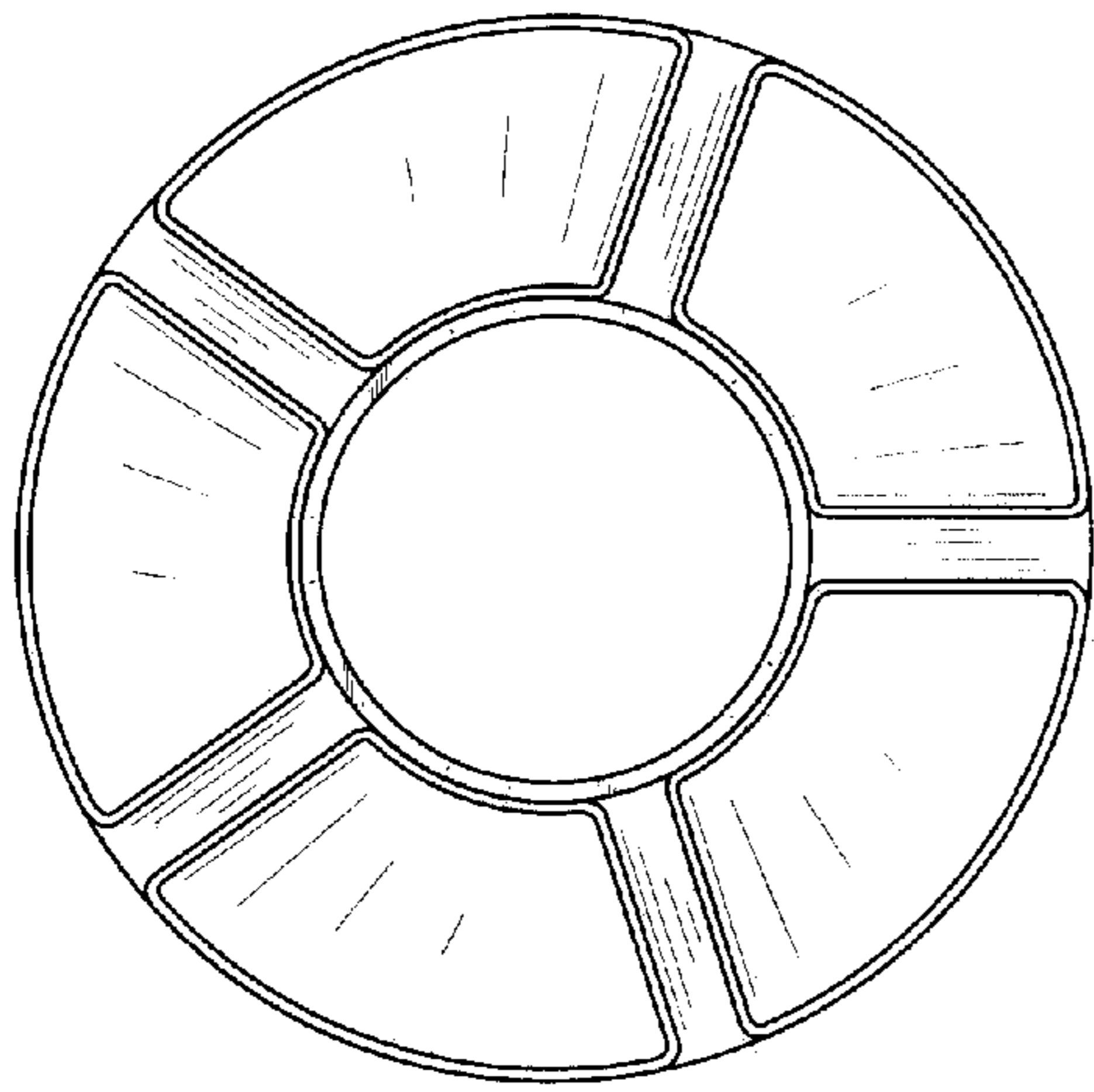


FIG. 2




FIG. 3