



US00D729460S

(12) **United States Design Patent**
Hendl

(10) **Patent No.:** **US D729,460 S**

(45) **Date of Patent:** **** May 12, 2015**

(54) **SLIDING VISOR HELMET ATTACHMENT**

(71) Applicant: **Roy Hendl**, Marina Del Rey, CA (US)

(72) Inventor: **Roy Hendl**, Marina Del Rey, CA (US)

(**) Term: **14 Years**

(21) Appl. No.: **29/469,999**

(22) Filed: **Oct. 16, 2013**

(51) **LOC (10) Cl.** **02-03**

(52) **U.S. Cl.**
USPC **D29/122**

(58) **Field of Classification Search**
USPC D29/100, 102, 104, 105, 106, 107, 108,
D29/109, 110, 122; D2/872, 873, 882;
2/455, 421, 424, 425, 15, 10, 12, 427,
2/428, 429, 431, 432, 9, 6.3, 6.4, 6.5, 6.6,
2/6.7, 411, 5, 173, 206, 207, 209.12,
2/209.13, 205, 909, 195.1, 195.6; 446/27
See application file for complete search history.

(56) **References Cited**

U.S. PATENT DOCUMENTS

D176,871 S *	2/1956	Mantel	D16/312
3,369,255 A *	2/1968	Bolle	2/9
4,333,180 A *	6/1982	Bay	2/10
D266,795 S *	11/1982	Gronborg	D29/109
4,605,226 A *	8/1986	Morrissey	473/458
D302,608 S *	8/1989	LaPierre	D29/109
D318,147 S *	7/1991	Russell	D29/110
D326,932 S *	6/1992	Millar	D29/110
D327,752 S *	7/1992	Lee	D29/109
D333,366 S *	2/1993	Brown	D29/109
D340,319 S *	10/1993	Kamata	D29/105
D340,320 S *	10/1993	Kamata	D29/105
D353,025 S *	11/1994	Kamata	D29/105
D353,026 S *	11/1994	Kamata	D29/105
D353,691 S *	12/1994	Scanlon	D29/110
D358,006 S *	5/1995	Chisolm et al.	D29/122
D375,583 S *	11/1996	Landis et al.	D29/108

D376,674 S *	12/1996	Kamata	D29/107
D455,523 S *	4/2002	Yungblut	D29/122
D497,039 S *	10/2004	Dehaan et al.	D29/108
D564,135 S *	3/2008	Cherry et al.	D29/108
D607,608 S *	1/2010	Taylor	D29/109
D659,911 S *	5/2012	Zeppetzaer	D29/122
D660,521 S *	5/2012	Juhlin et al.	D29/122
D660,522 S *	5/2012	Juhlin et al.	D29/122
D661,841 S *	6/2012	Klotz et al.	D29/109
D662,261 S *	6/2012	Klotz et al.	D29/109
D669,639 S *	10/2012	Klotz et al.	D29/110
D675,787 S *	2/2013	Klotz et al.	D29/110
D675,788 S *	2/2013	Klotz et al.	D29/110
D685,137 S *	6/2013	Leedom	D29/122
D685,138 S *	6/2013	Leedom	D29/122
D686,778 S *	7/2013	Isobe	D29/110
D687,604 S *	8/2013	Bryan et al.	D29/109

* cited by examiner

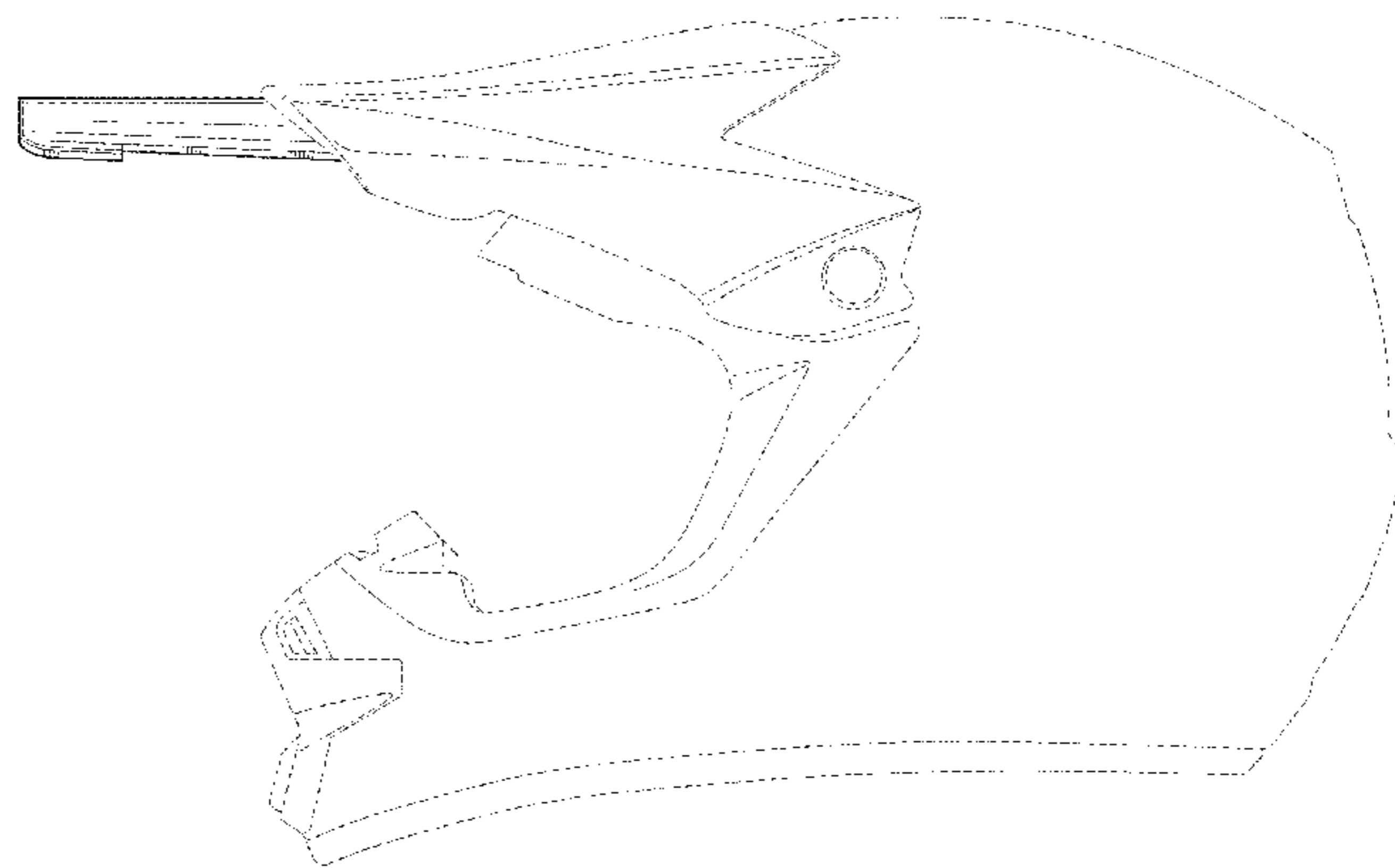
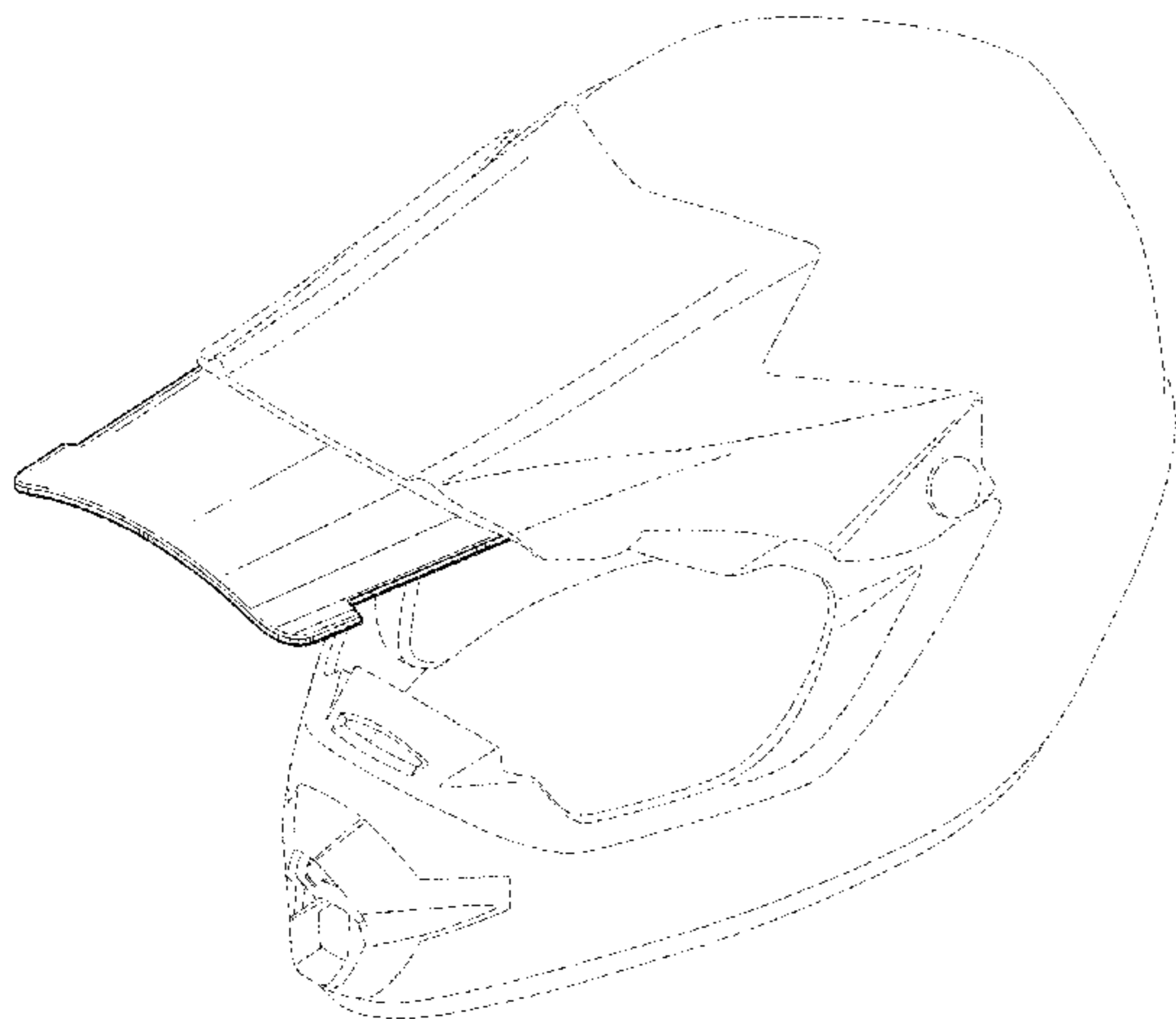
Primary Examiner — Elizabeth J Oswecki
(74) *Attorney, Agent, or Firm* — OmniLegal Group; Omid E. Khalifeh

(57) **CLAIM**
The ornamental design for a sliding visor helmet attachment, as shown and described.

DESCRIPTION

FIG. 1 is a perspective view of a sliding visor helmet attachment with the visor engaged showing my new design;
FIG. 2 is a front view thereof;
FIG. 3 is a side view thereof;
FIG. 4 is an opposite side view thereof;
FIG. 5 is a top view thereof;
FIG. 6 is a bottom view thereof; and,
FIG. 7 is another perspective view thereof with the visor disengaged.
The broken lines shown in the drawings are for the purpose of illustrating portions of the sliding visor helmet attachment and form no part of the claimed design.

1 Claim, 7 Drawing Sheets



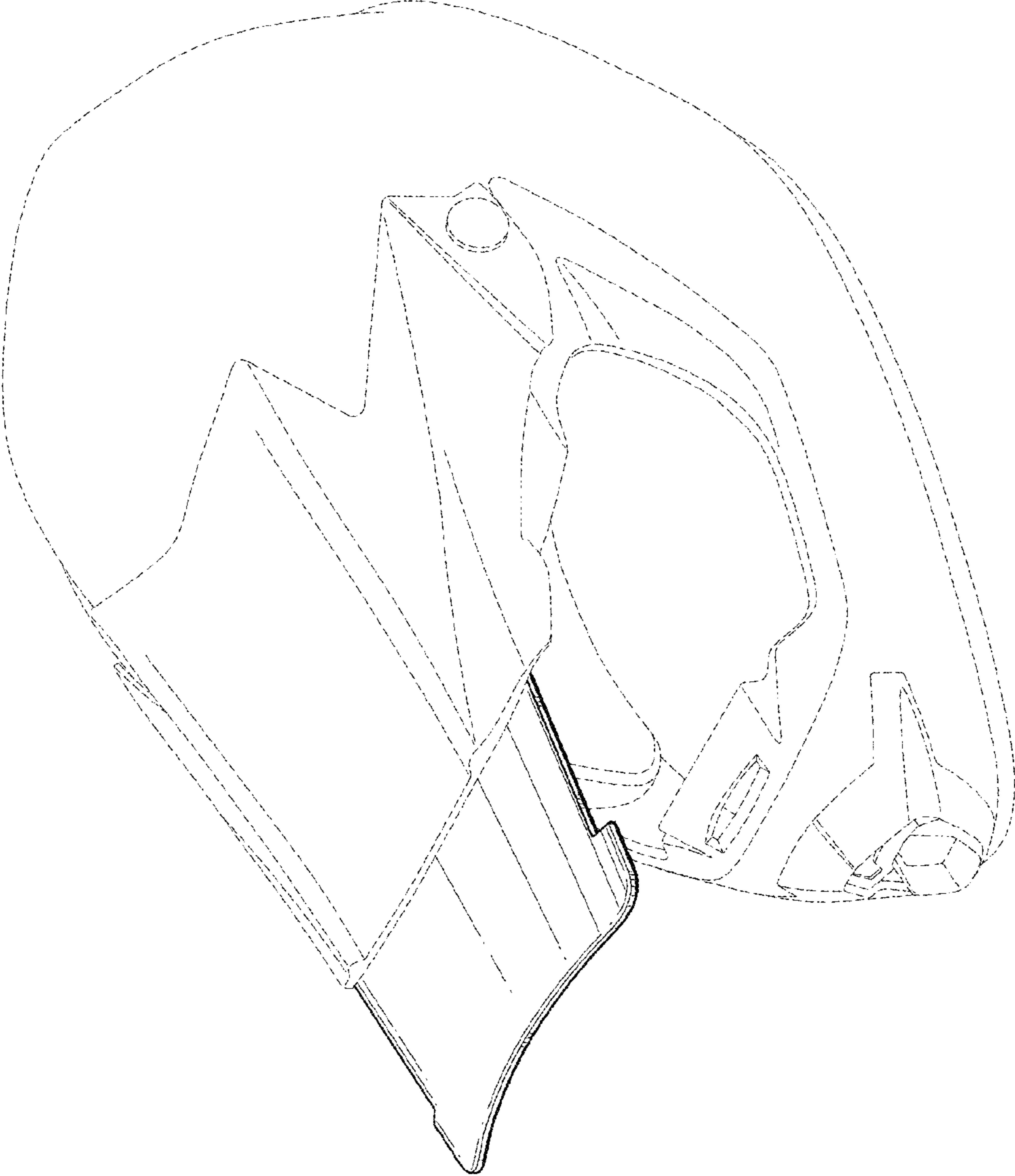


FIG. 1

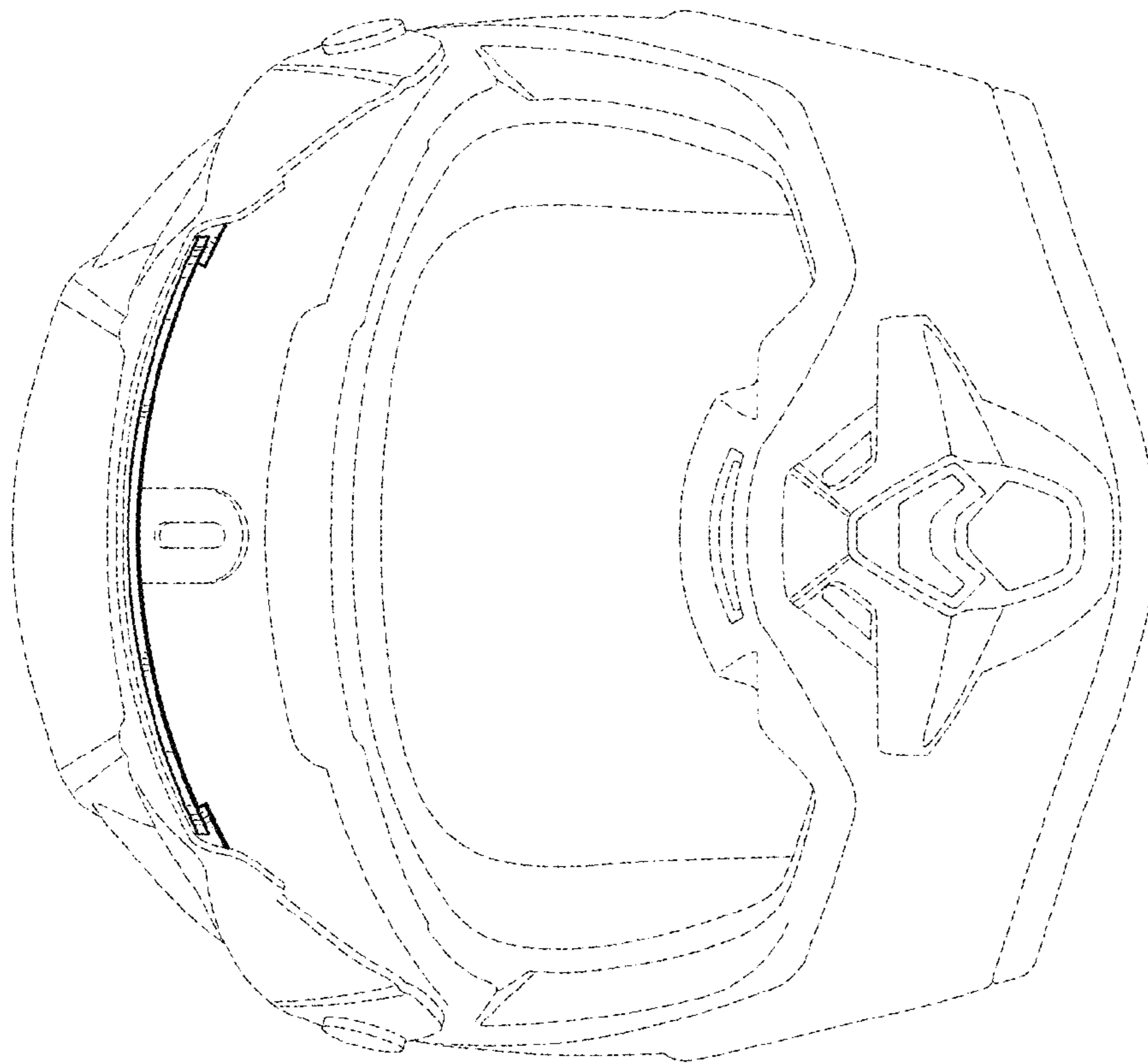


FIG. 2



FIG. 3




FIG. 4

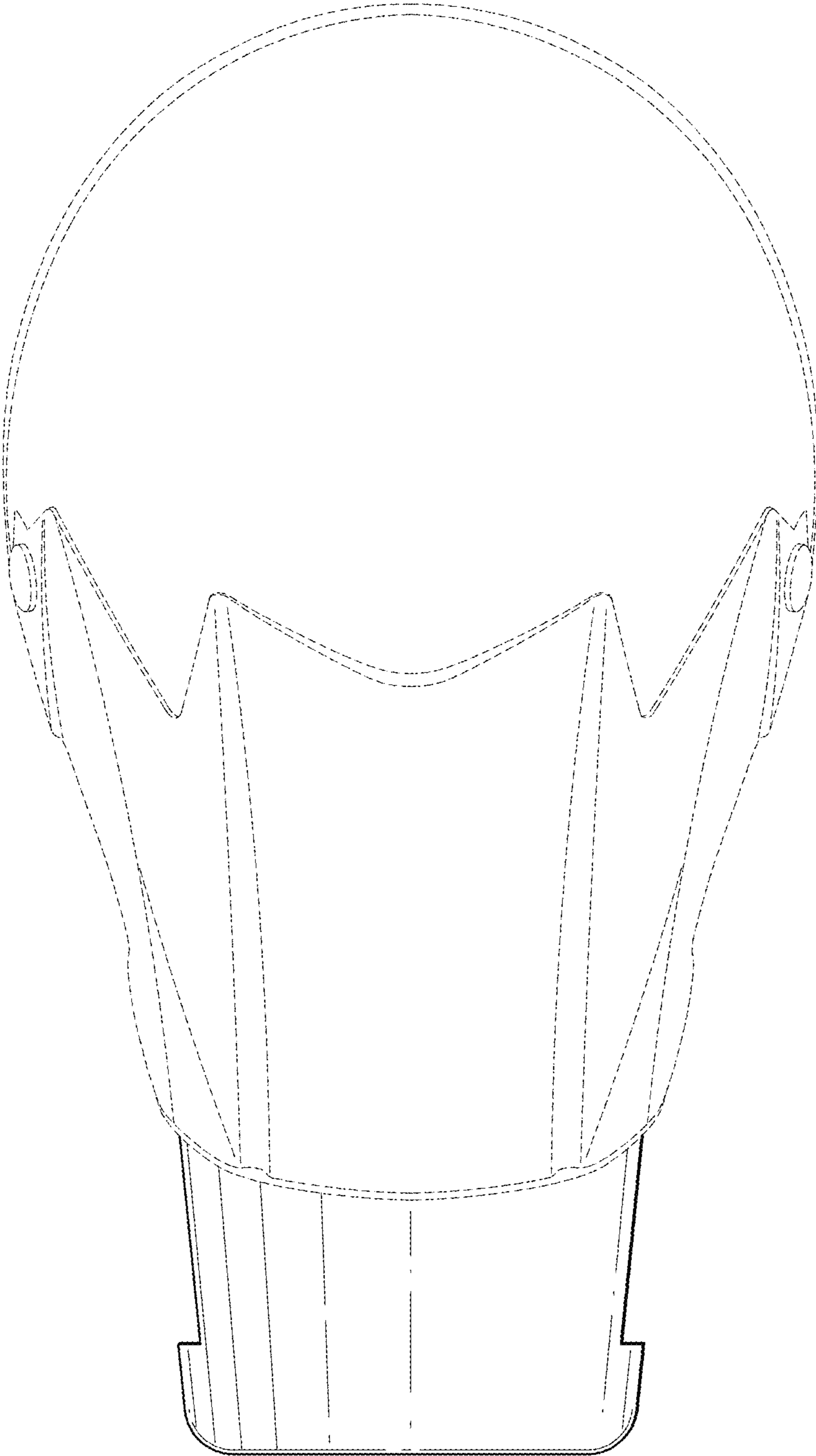


FIG. 5

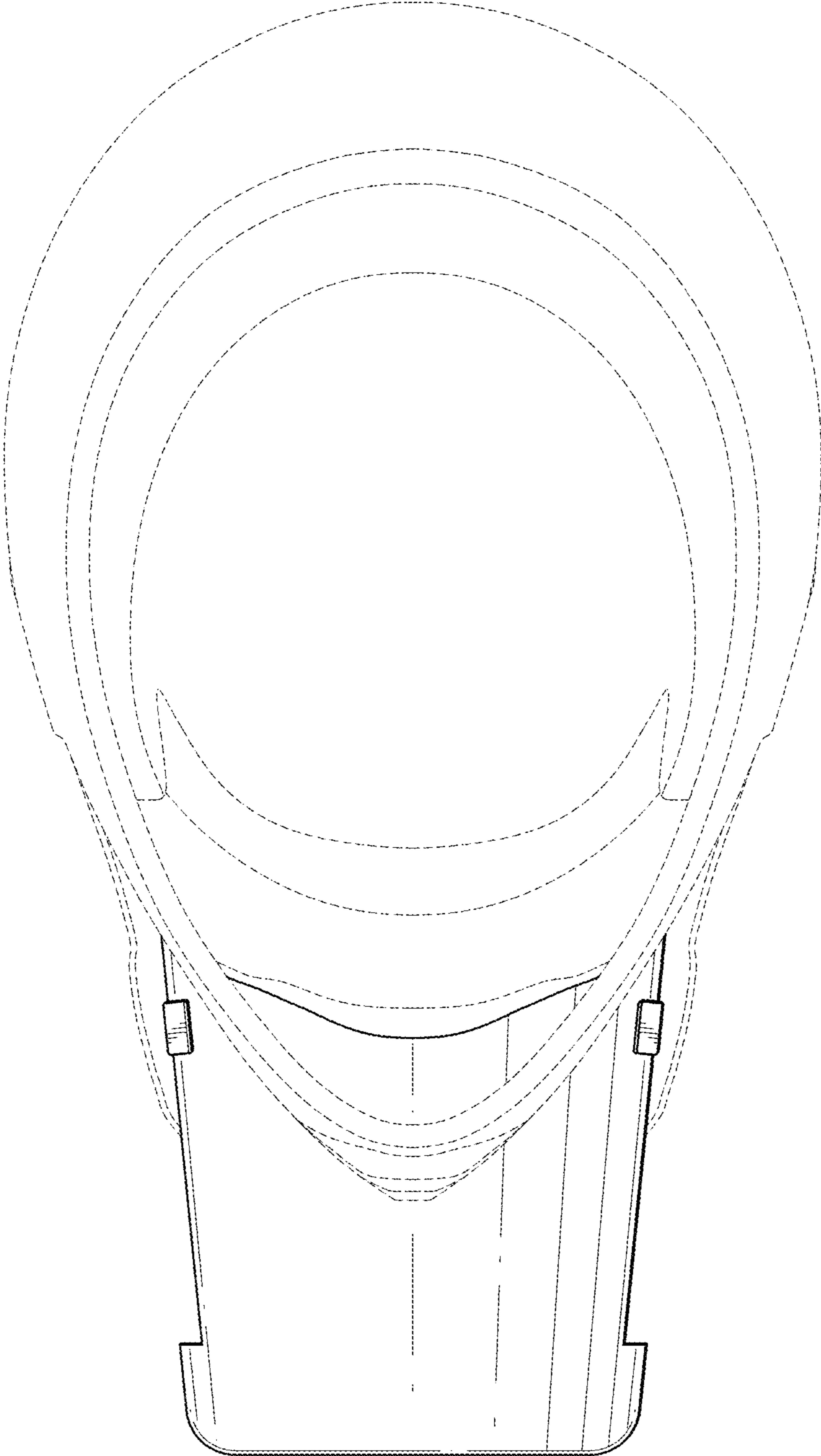


FIG. 6

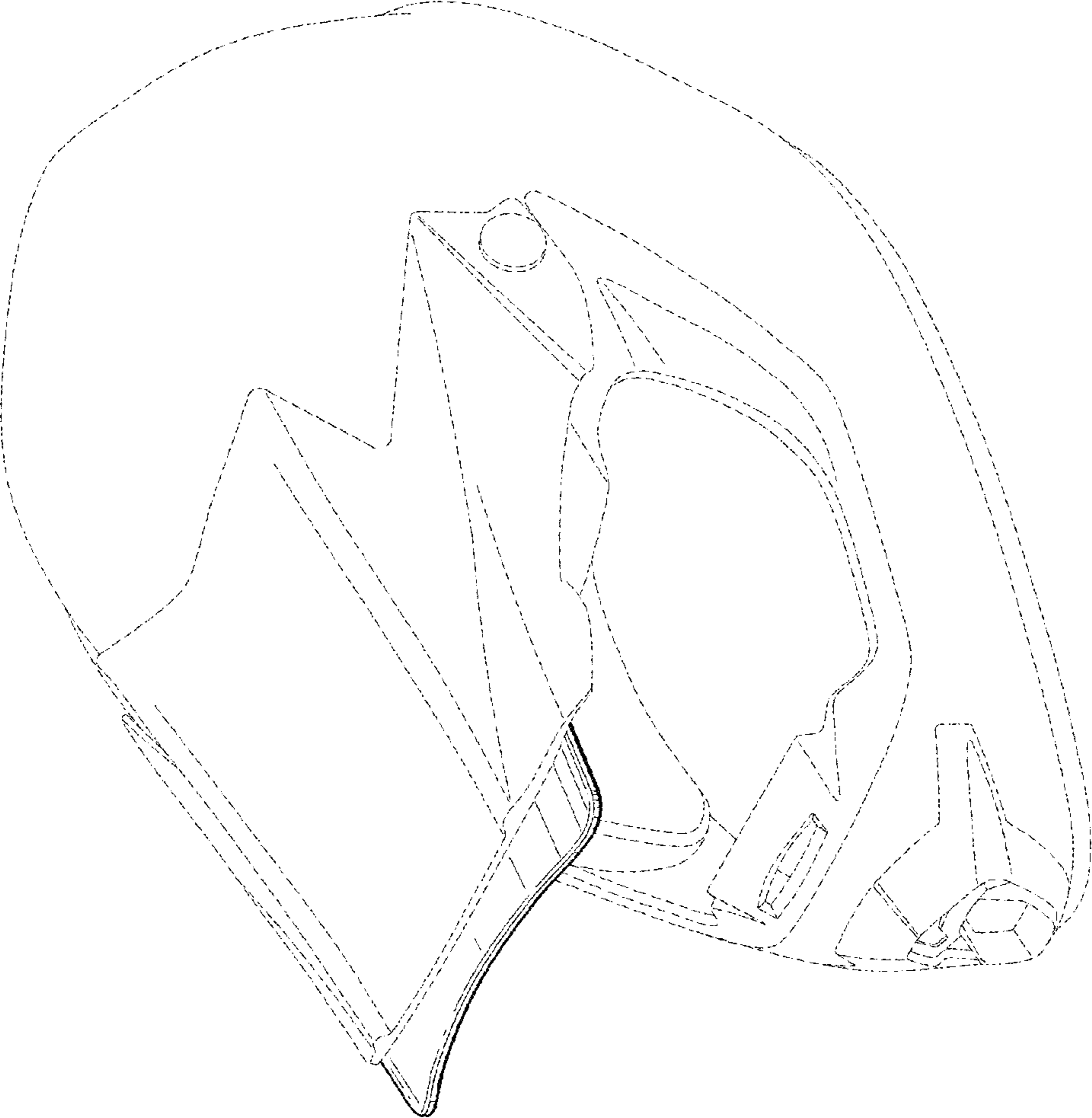


FIG. 7