



US00D729455S

(12) **United States Design Patent**
Albera

(10) **Patent No.:** **US D729,455 S**
(45) **Date of Patent:** **** May 12, 2015**

(54) **MANICURE GLOVE**

(71) Applicant: **Renee Albera**, Menlo Park, CA (US)

(72) Inventor: **Renee Albera**, Menlo Park, CA (US)

(73) Assignee: **Youveeshield, LLC**, Atherton, CA (US)

(**) Term: **14 Years**

(21) Appl. No.: **29/443,950**

(22) Filed: **Jan. 24, 2013**

(51) **LOC (10) Cl.** **28-03**

(52) **U.S. Cl.**
USPC **D28/57; D2/619**

(58) **Field of Classification Search**
CPC A41D 19/0013
USPC D29/113-119; D28/56-57;
D2/617-622; 2/158-169; 132/73
See application file for complete search history.

6,539,550	B1	4/2003	Flores	
D475,505	S *	6/2003	Kummings et al.	D2/621
6,952,838	B1	10/2005	Gillette	
D674,989	S *	1/2013	Kummings	D2/621
D700,747	S *	3/2014	Litke	D29/116.2
2004/0088776	A1 *	5/2004	Grilliot et al.	2/161.6
2004/0123370	A1	7/2004	Polesuk	
2006/0156452	A1 *	7/2006	Schierenbeck et al.	2/161.6
2007/0028357	A1 *	2/2007	Adams	2/163
2009/0293175	A1 *	12/2009	Cox	2/161.8
2010/0024088	A1	2/2010	Griefer	
2010/0088804	A1	4/2010	Crosby	
2013/0198921	A1 *	8/2013	Plumer	2/16
2014/0020152	A1 *	1/2014	Yang	2/163

* cited by examiner

Primary Examiner — Jennifer Rivard

(74) *Attorney, Agent, or Firm* — Welsh Flaxman & Gitler LLC

(57) **CLAIM**

The ornamental design for a manicure glove, as shown, and described.

(56) **References Cited**

U.S. PATENT DOCUMENTS

1,130,325	A *	3/1915	PAGE	15/227
1,493,574	A *	5/1924	Sullivan	2/162
D101,094	S *	9/1936	Kovar	D2/620
D132,564	S *	5/1942	Lindfelt	D2/622
3,114,915	A *	12/1963	Gross	2/158
4,924,530	A *	5/1990	Tagaya	2/163
5,014,362	A	5/1991	Tillotson et al.	
D334,658	S *	4/1993	Ivie	D2/619
5,598,584	A	2/1997	Da Grossa	
5,623,734	A	4/1997	Pugliatti	
D395,536	S *	6/1998	Vargas	D2/617
5,799,333	A *	9/1998	McGarry et al.	2/161.6
6,026,513	A	2/2000	Sima	
6,523,181	B2 *	2/2003	Medves	2/161.6

DESCRIPTION

FIG. 1 is a top view of a manicure glove.

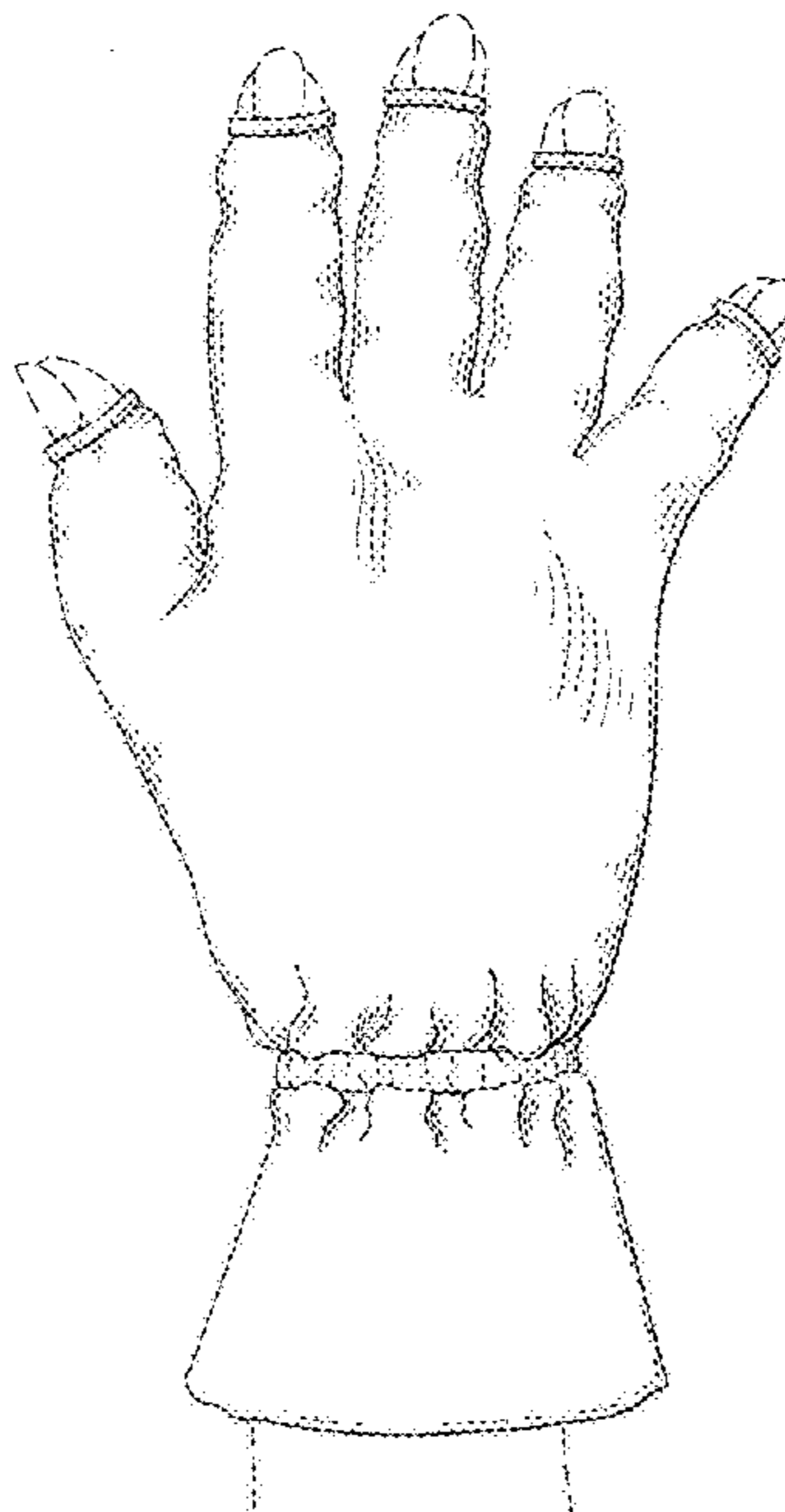
FIG. 2 is a bottom view of the manicure glove shown in FIG. 1.

FIG. 3 is a right side view of the manicure glove shown in FIG. 1.

FIG. 4 is a left side view of the manicure glove shown in FIG. 1; and,

FIG. 5 is a front view of the manicure glove shown in FIG. 1. The broken lines shown in the drawings illustrate the environment of the manicure glove and form no part of the claimed design.

1 Claim, 5 Drawing Sheets



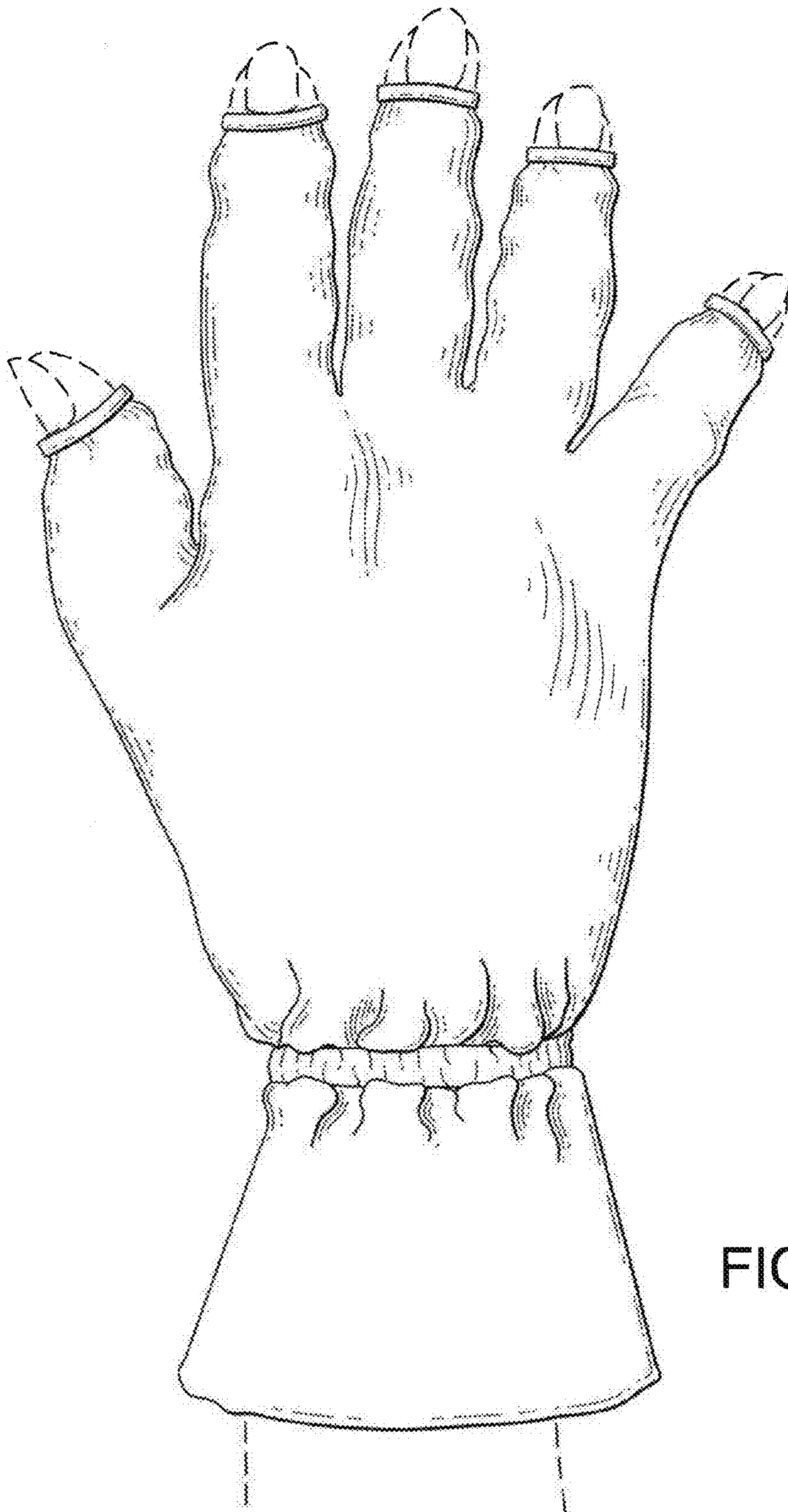


FIG. 1

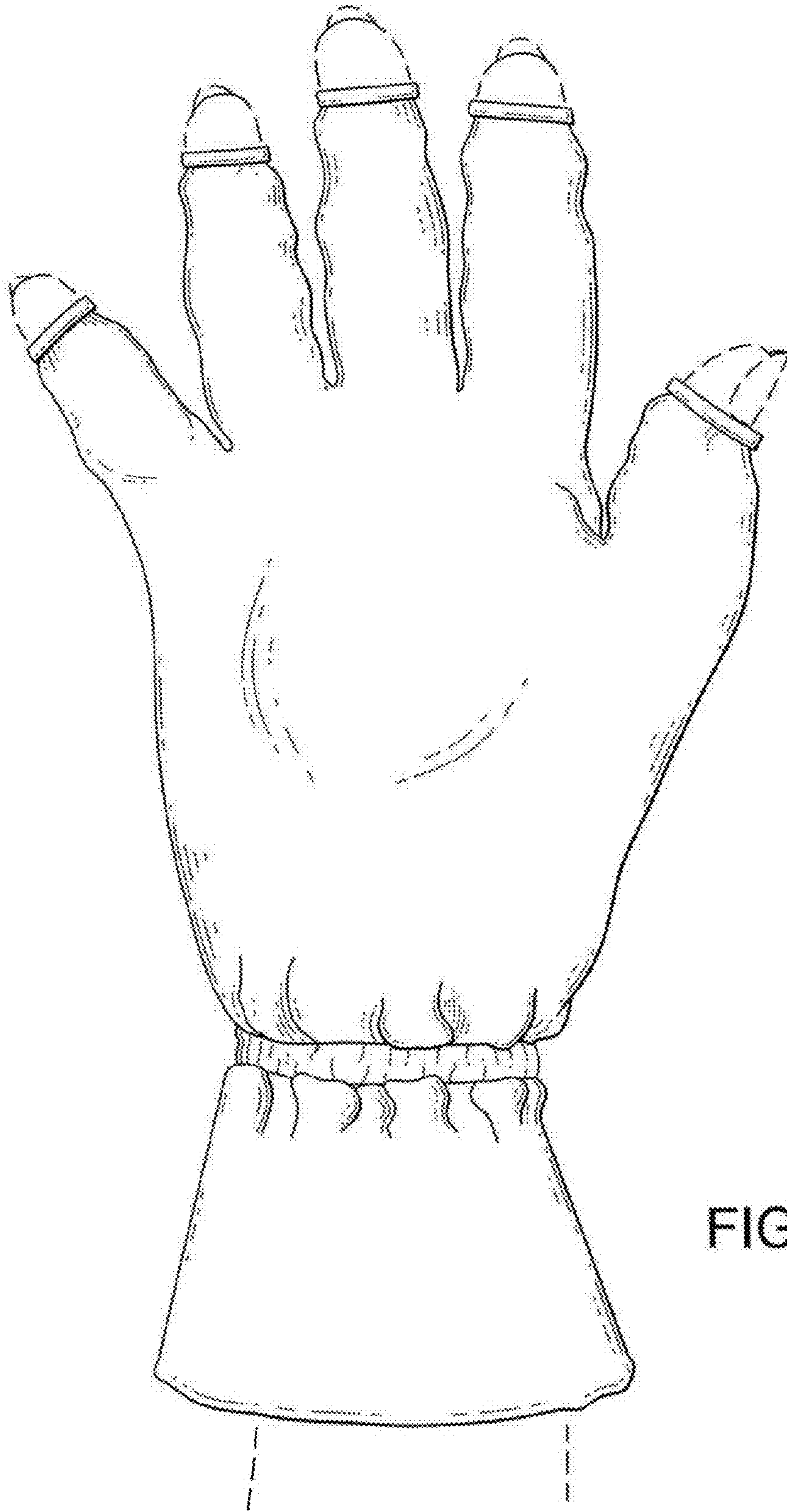


FIG. 2

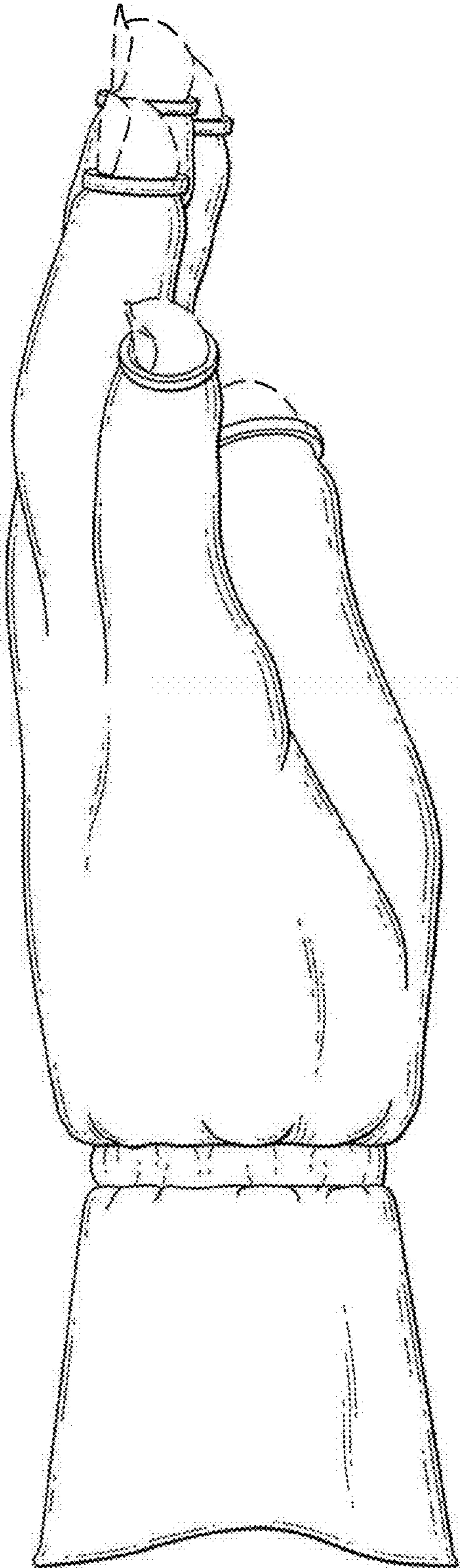


FIG. 3

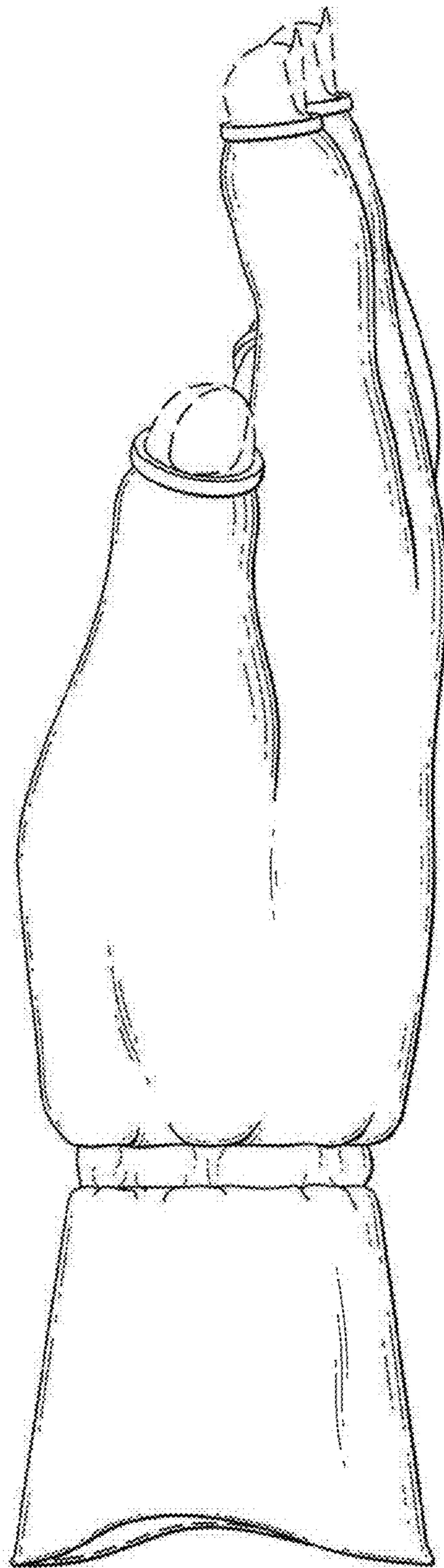


FIG. 4

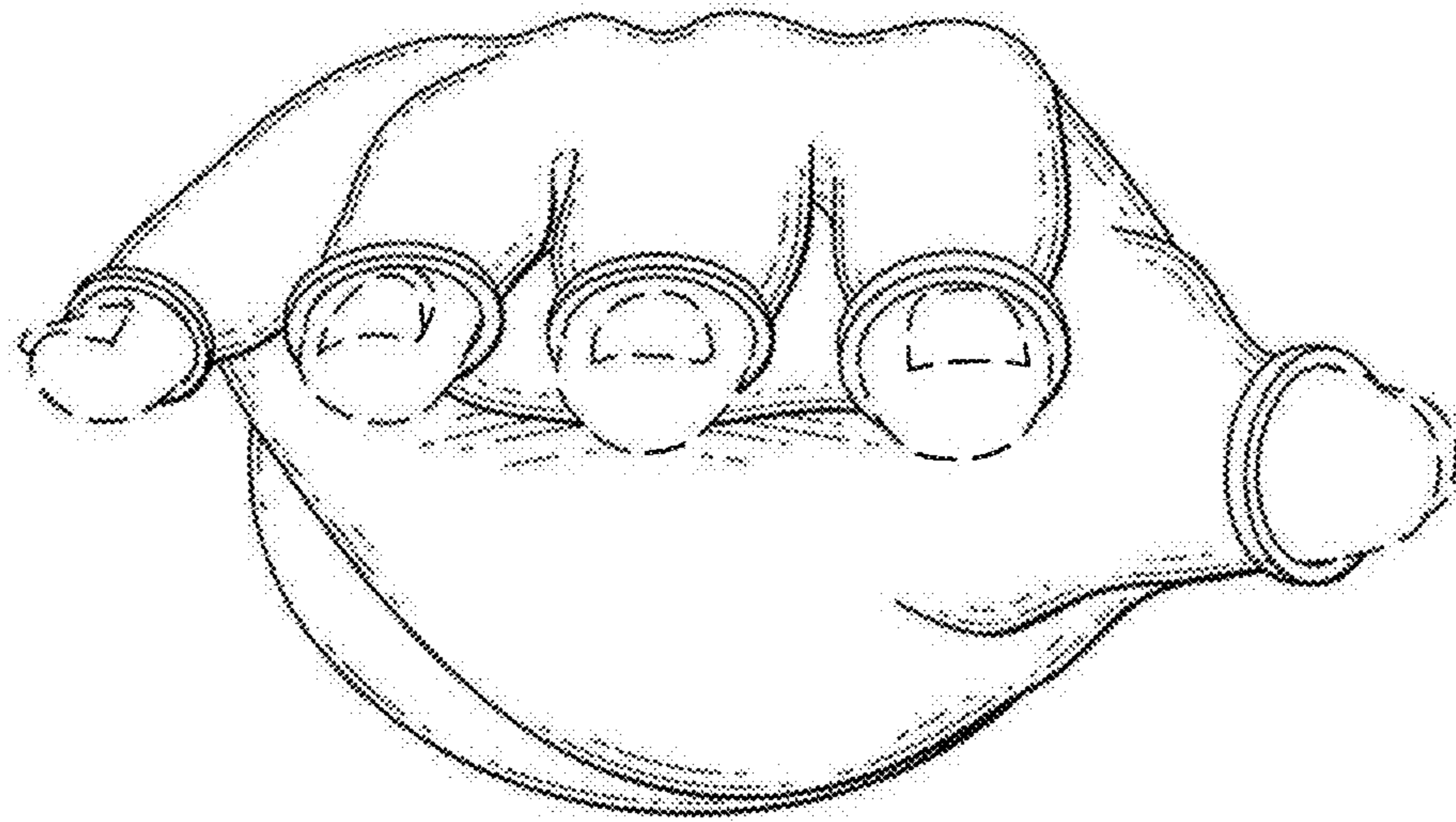


FIG. 5