



US00D729441S

(12) **United States Design Patent**  
**Hua**

(10) **Patent No.:** **US D729,441 S**  
(45) **Date of Patent:** **\*\* May 12, 2015**

- (54) **ELECTRONIC SMOKE**
- (71) Applicant: **VPlus Energy Co., Limited**, Hong Kong (CN)
- (72) Inventor: **Edward Hua**, Hong Kong (CN)
- (73) Assignee: **VPlus Energy Co., Limited**, Hong Kong (CN)
- (\*\*) Term: **14 Years**
- (21) Appl. No.: **29/497,295**
- (22) Filed: **Jul. 23, 2014**
- (51) **LOC (10) Cl.** ..... **27-01**
- (52) **U.S. Cl.**  
USPC ..... **D27/101**
- (58) **Field of Classification Search**  
CPC ..... A24F 1/02; A24F 1/04; A24F 1/06;  
A24F 1/08; A24F 1/10; A24F 1/12; A24F  
1/14; A24F 1/22; A24F 9/16; A24F  
47/002–47/008; A24F 1/30; A24F 47/00  
USPC ..... D27/100–101, 106, 143, 152, 161–172,  
D27/183–184, 187, 189, 190, 193–194;  
131/220–222, 226, 173, 174, 194,  
131/328–330, 270, 273; D7/584, 585;  
D9/500, 502; D11/143, 144, 146, 152;  
D24/110.5, 110  
See application file for complete search history.

3,200,819	A	*	8/1965	Gilbert	.....	128/202.21
D590,990	S	*	4/2009	Hon	.....	D27/101
D590,991	S	*	4/2009	Hon	.....	D27/101
D653,803	S	*	2/2012	Timmermans	.....	D27/163
D687,181	S	*	7/2013	Goch	.....	D27/101
D688,415	S	*	8/2013	Kim	.....	D27/101
D688,416	S	*	8/2013	Liu	.....	D27/101
D693,053	S	*	11/2013	Chen	.....	D27/101
D695,450	S	*	12/2013	Benassayag et al.	.....	D27/163
D707,389	S	*	6/2014	Liu	.....	D27/194
2006/0021613	A1	*	2/2006	Overlander	.....	128/200.14
2013/0180533	A1	*	7/2013	Kim et al.	.....	131/273
2013/0263869	A1	*	10/2013	Zhu	.....	131/329
2013/0333711	A1	*	12/2013	Liu	.....	131/329

\* cited by examiner

*Primary Examiner* — Susan Bennett Hattan  
*Assistant Examiner* — Janice Hallmark  
(74) *Attorney, Agent, or Firm* — Jackson IPG PLLC;  
Demian K. Jackson

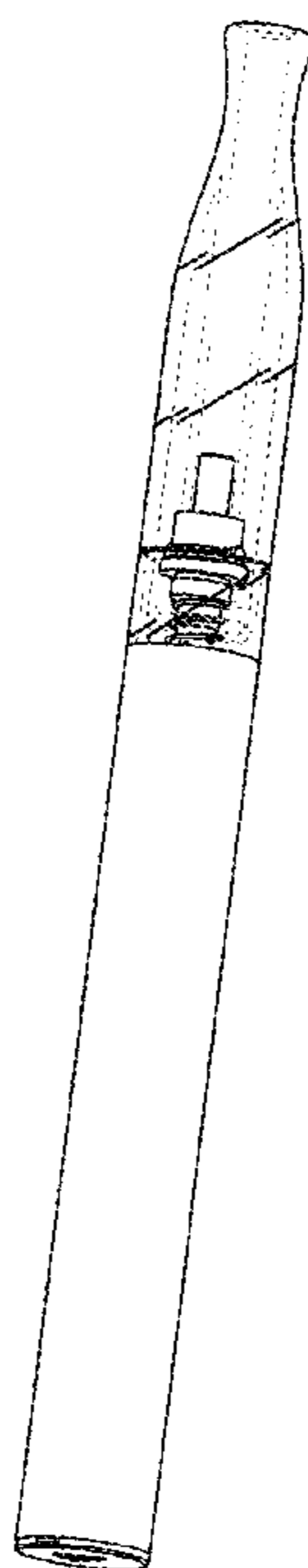
- (56) **References Cited**  
U.S. PATENT DOCUMENTS  
D32,151 S \* 1/1900 Stevens ..... D24/110  
D56,560 S \* 11/1920 Kenneth et al. .... D24/110

(57) **CLAIM**  
The ornamental design for a electronic smoke, as shown and described.

**DESCRIPTION**

FIG. 1 is a front side perspective view of a electronic smoke showing my new design;  
FIG. 2 is a front elevational view thereof;  
FIG. 3 is a rear elevational view thereof;  
FIG. 4 is a left side elevational view thereof;  
FIG. 5 is a right side elevational view thereof;  
FIG. 6 is a top plan view thereof; and,  
FIG. 7 is a bottom plan view thereof.

**1 Claim, 4 Drawing Sheets**



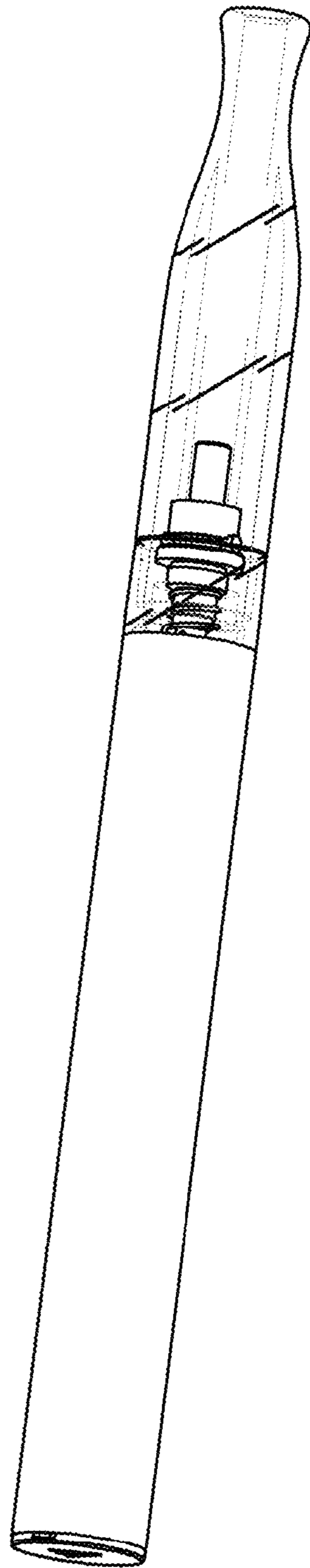


Fig. 1




Fig. 2



Fig. 3




Fig. 4



Fig. 5

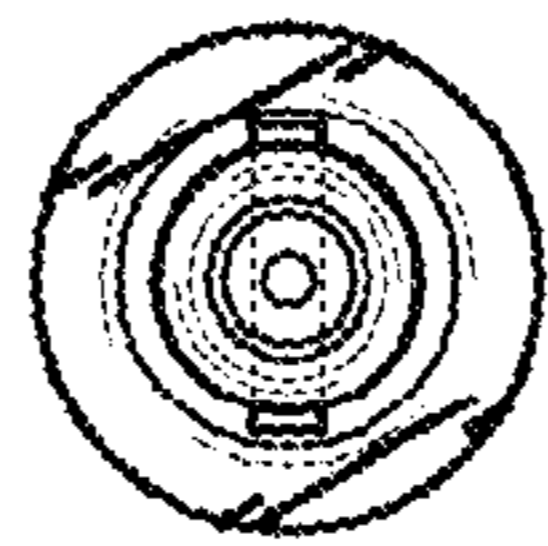


Fig. 6



Fig. 7