



US00D729439S

(12) **United States Design Patent**  
**Scatterday**

(10) **Patent No.:** **US D729,439 S**

(45) **Date of Patent:** **\*\* May 12, 2015**

(54) **ELECTRONIC CIGARETTE HAVING  
MULTIPLE PORTS**

(71) Applicant: **Mark Scatterday**, Scottsdale, AZ (US)

(72) Inventor: **Mark Scatterday**, Scottsdale, AZ (US)

(73) Assignee: **Njoy, Inc.**, Scottsdale, AZ (US)

(\*\*) Term: **14 Years**

(21) Appl. No.: **29/455,721**

(22) Filed: **May 23, 2013**

(51) **LOC (10) Cl.** ..... **27-01**

(52) **U.S. Cl.**  
USPC ..... **D27/101**

(58) **Field of Classification Search**

USPC ..... D27/100, 101, 103, 104, 105, 108, 125,  
D27/163, 164, 170, 172, 174, 175, 183, 184,  
D27/186, 187, 188, 189, 190, 191, 192, 194,  
D27/195; D28/75, 76, 85; 401/10, 214;  
131/235.1, 270, 271, 272, 273, 329;  
D19/135, 167, 169, 170, 925

See application file for complete search history.

(56) **References Cited**

**U.S. PATENT DOCUMENTS**

3,608,561 A \* 9/1971 Dock ..... 131/336  
D229,725 S \* 12/1973 Berger ..... D27/101  
5,293,883 A \* 3/1994 Edwards ..... 131/270  
D453,854 S \* 2/2002 Verhoeven-Koster ..... D27/101  
D580,597 S \* 11/2008 Mascotte et al. .... D28/76  
D623,351 S \* 9/2010 Kirkeby ..... D27/101

D653,802 S \* 2/2012 Kaljura ..... D27/101  
8,499,766 B1 \* 8/2013 Newton ..... 131/273  
8,539,959 B1 \* 9/2013 Scatterday ..... 131/361  
D692,613 S \* 10/2013 Morreale ..... D27/170  
2010/0200008 A1 \* 8/2010 Taieb ..... 131/360  
2013/0276802 A1 \* 10/2013 Scatterday ..... 131/329  
2014/0246034 A1 \* 9/2014 Terry et al. .... 131/329

\* cited by examiner

*Primary Examiner* — Sheryl Lane

*Assistant Examiner* — Chelsea Sealey

(74) *Attorney, Agent, or Firm* — Weiss & Moy, P.C.;  
Veronica-Adele R. Cao

(57) **CLAIM**

The ornamental design for an electronic cigarette having multiple ports, as shown and described.

**DESCRIPTION**

FIG. 1 is a perspective view of an electronic cigarette having multiple ports shown with three elongated ports in a filter portion of the electronic cigarette;

FIG. 2 is a right side view of the electronic cigarette having multiple ports of FIG. 1;

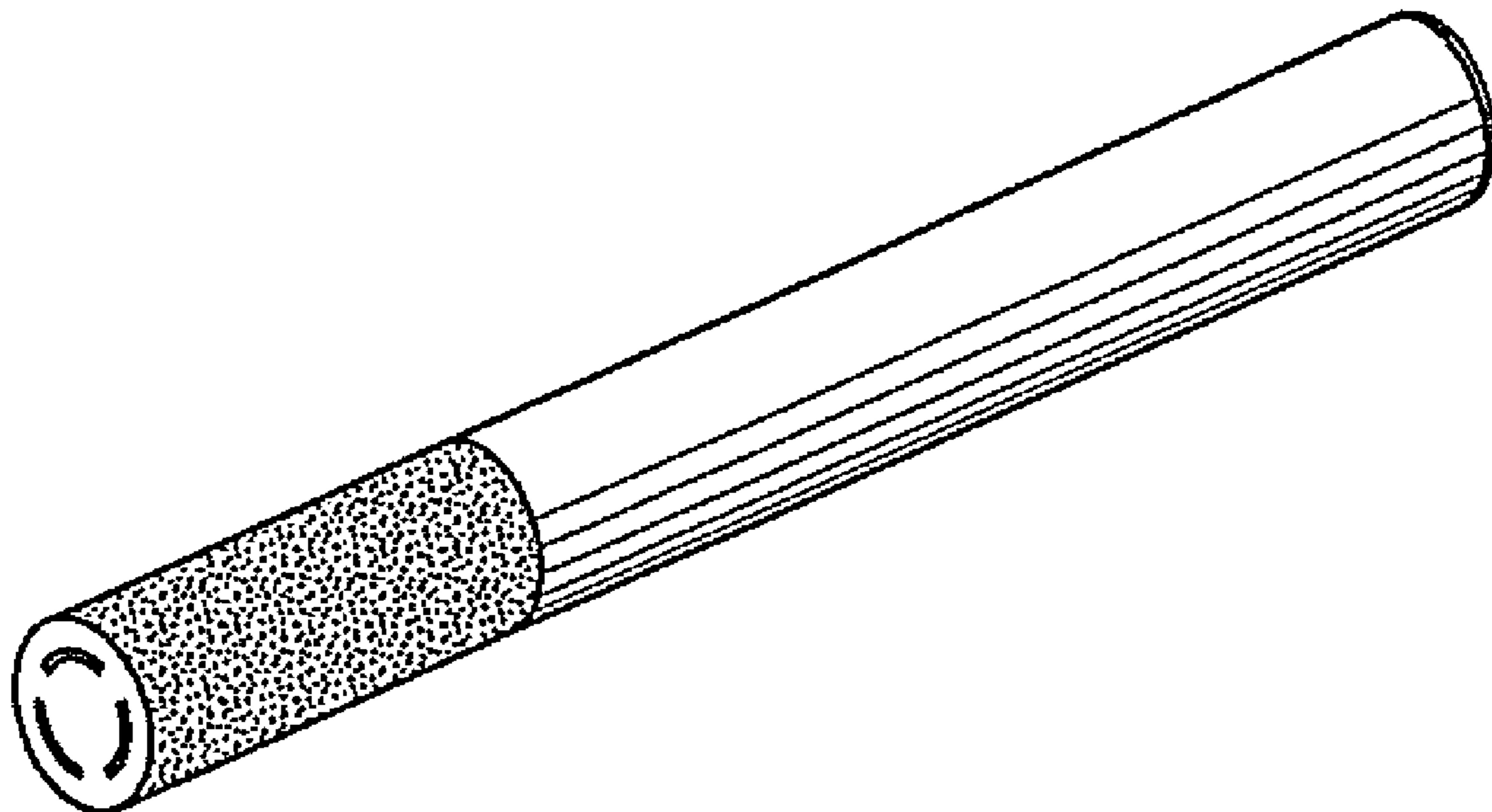
FIG. 3 is a left side view of the electronic cigarette having multiple ports of FIG. 1;

FIG. 4 is a bottom view of the electronic cigarette having multiple ports of FIG. 1; and,

FIG. 5 is a top view of the electronic cigarette having multiple ports of FIG. 1.

The stippled shading illustrates a contrasting surface appearance.

**1 Claim, 1 Drawing Sheet**



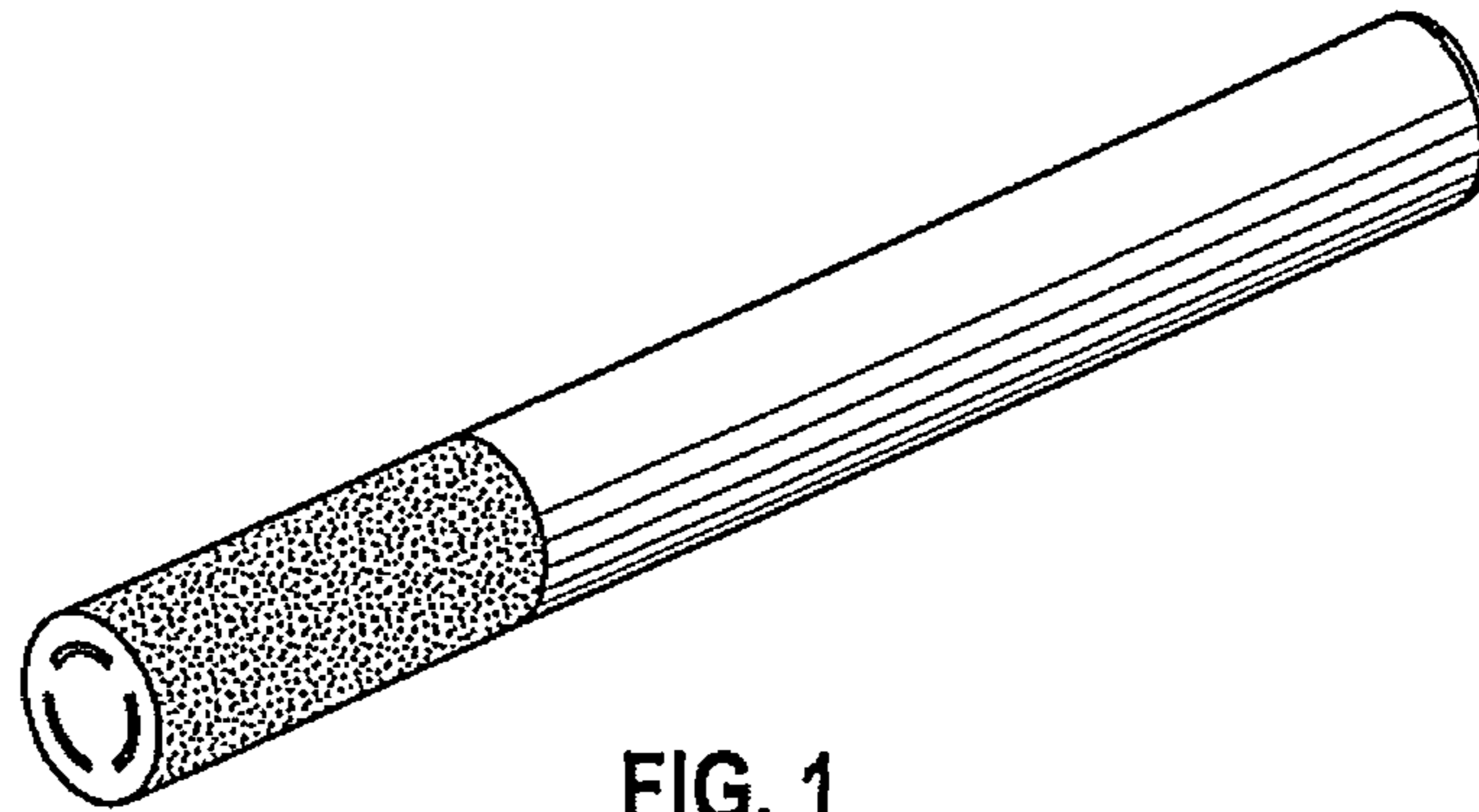


FIG. 1



FIG. 2




FIG. 3



FIG. 4



FIG. 5