



US00D729438S

(12) **United States Design Patent**
Hillstrom et al.

(10) **Patent No.:** **US D729,438 S**

(45) **Date of Patent:** **** May 12, 2015**

(54) **EDGE-LIT FIN ASSEMBLY**

(71) Applicant: **3form, Inc.**, Salt Lake City, UT (US)

(72) Inventors: **Brian J. Hillstrom**, Loretto, MN (US);
Evan Carl Evans, Park City, UT (US);
Stephen Lynn Rogers, North Salt Lake,
UT (US)

(73) Assignee: **3form, LLC**, Salt Lake City, UT (US)

(**) Term: **14 Years**

(21) Appl. No.: **29/480,100**

(22) Filed: **Jan. 23, 2014**

(51) **LOC (10) Cl.** **26-03**

(52) **U.S. Cl.**
USPC **D26/120; D25/103**

(58) **Field of Classification Search**
USPC D25/48.7, 102-111; D26/73, 113, 118,
D26/120; 52/204.5, 204.7, 208, 204.53,
52/214; 362/600-608, 611, 612, 613;
428/13, 34, 38, 40.4
See application file for complete search history.

(56) **References Cited**

U.S. PATENT DOCUMENTS

D336,961 S *	6/1993	Carlson et al.	D25/103
5,913,594 A *	6/1999	Imura	362/607
D623,339 S *	9/2010	Schlabach	D26/85
D635,709 S *	4/2011	Federico et al.	D26/84
D651,336 S *	12/2011	Hartman	D26/120

D675,774 S *	2/2013	Stathis	D26/120
D675,775 S *	2/2013	Stathis	D26/120
D686,348 S *	7/2013	Martin et al.	D25/138
8,814,416 B1 *	8/2014	Davis	362/612
2005/0180167 A1 *	8/2005	Hoelen et al.	362/613
2008/0205081 A1 *	8/2008	Ijzerman et al.	362/616
2011/0013418 A1 *	1/2011	Kanade et al.	362/606
2014/0362602 A1 *	12/2014	Hofman	362/612

* cited by examiner

Primary Examiner — Susan Bennett Hattan

Assistant Examiner — Leanne Was

(74) *Attorney, Agent, or Firm* — Workman Nydegger

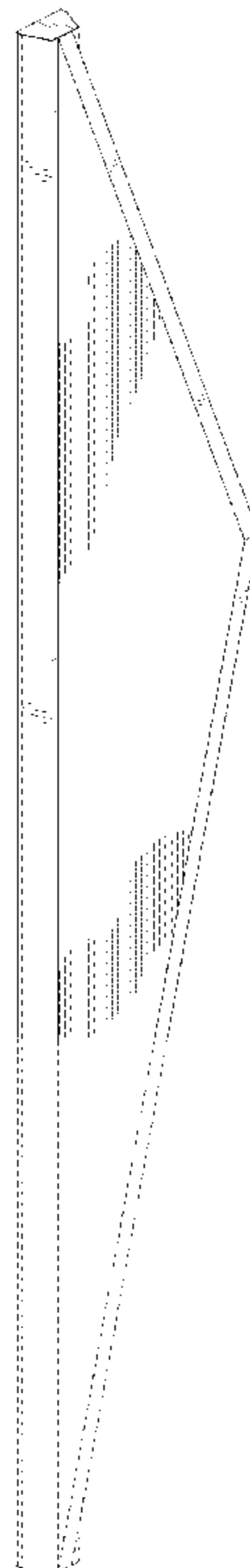
(57) **CLAIM**

The ornamental design for an edge-lit fin assembly, as shown and described.

DESCRIPTION

FIG. 1 is a front perspective view of an edge-lit fin assembly showing the new design;
FIG. 2 is a left elevational view thereof, a right elevational view being a mirror image thereof;
FIG. 3 is a back elevational view thereof;
FIG. 4 is a front elevational view thereof;
FIG. 5 is a top plan view thereof;
FIG. 6 is a bottom plan view thereof;
FIG. 7 is a rear perspective view thereof; and,
FIG. 8 is an exploded front perspective view thereof.
The broken lines showing environment in the drawings are included for illustrative purposes only and form no part of the claimed design.

1 Claim, 4 Drawing Sheets



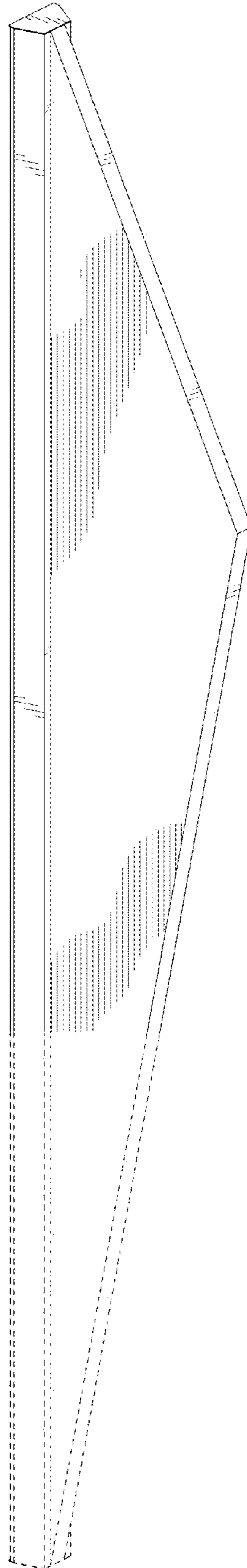


FIG. 1




FIG. 5

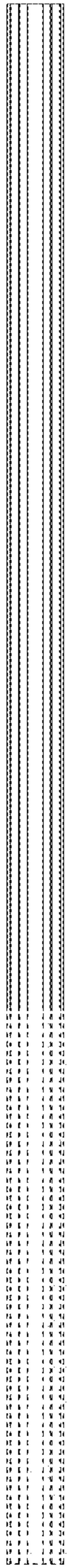


FIG. 3

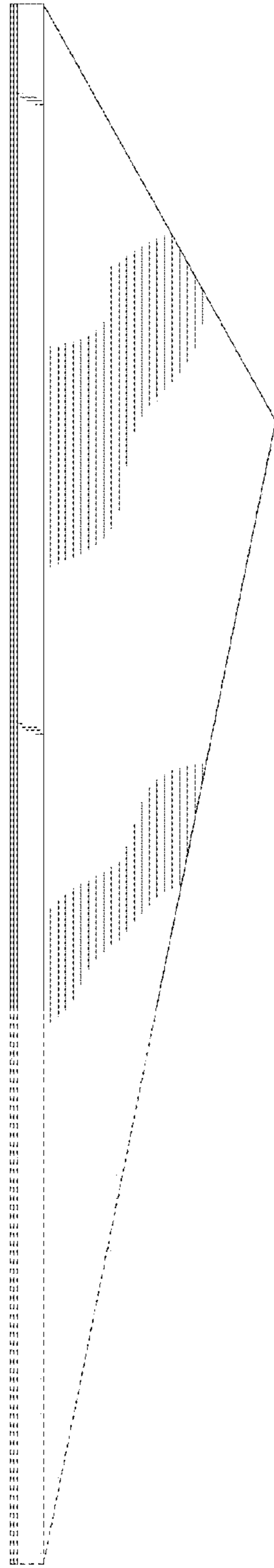


FIG. 2

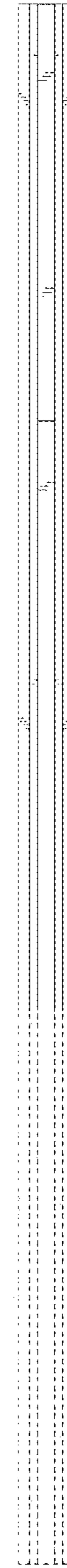


FIG. 4

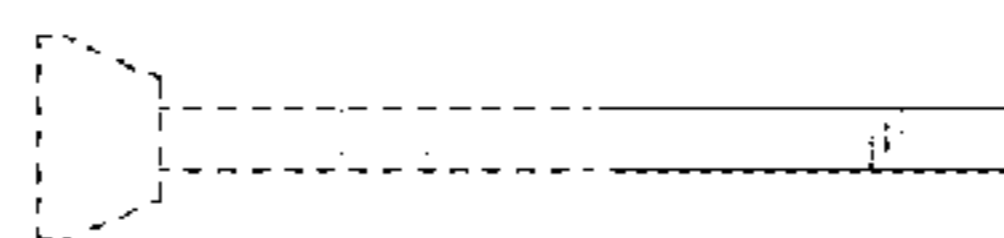


FIG. 6

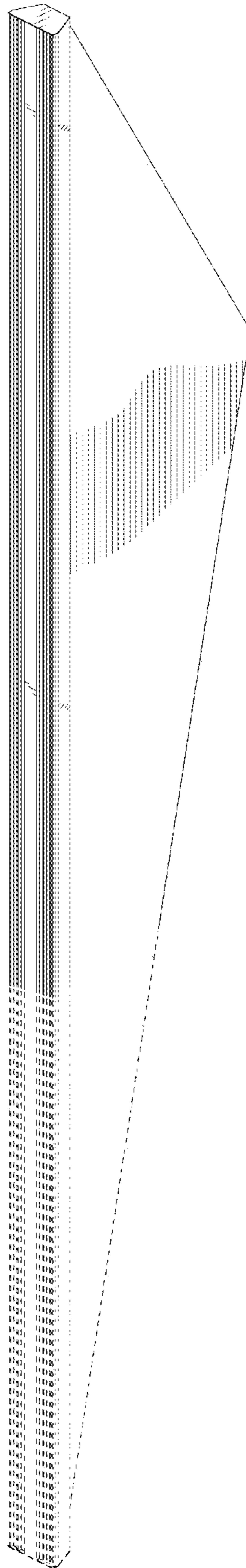


FIG. 7




FIG. 8