



US00D729437S

(12) **United States Design Patent**  
**Hillstrom et al.**

(10) **Patent No.:** **US D729,437 S**

(45) **Date of Patent:** **\*\* May 12, 2015**

(54) **EDGE-LIT FIN**

(71) Applicant: **3form, Inc.**, Salt Lake City, UT (US)

(72) Inventors: **Brian J. Hillstrom**, Loretto, MN (US);  
**Evan Carl Evans**, Park City, UT (US);  
**Stephen Lynn Rogers**, North Salt Lake,  
UT (US)

(73) Assignee: **3form, LLC**, Salt Lake City, UT (US)

(\*\*) Term: **14 Years**

(21) Appl. No.: **29/480,099**

(22) Filed: **Jan. 23, 2014**

(51) **LOC (10) Cl.** ..... **26-03**

(52) **U.S. Cl.**  
USPC ..... **D26/120; D25/103**

(58) **Field of Classification Search**  
USPC ..... D25/48.7, 102-11; D26/72, 73, 113,  
D26/118, 120; 52/204.5, 204.53, 204.7,  
52/208, 214; 362/600-608, 611, 612, 613;  
428/13, 34, 38, 40.4  
See application file for complete search history.

(56) **References Cited**

U.S. PATENT DOCUMENTS

D336,961	S	*	6/1993	Carlson et al.	.....	D25/103
5,913,594	A	*	6/1999	Imura	.....	362/607
D623,339	S	*	9/2010	Schlabach	.....	D26/85
D635,709	S	*	4/2011	Federico et al.	.....	D26/84

D651,336	S	*	12/2011	Hartman	.....	D26/120
D675,774	S	*	2/2013	Stathis	.....	D26/120
D675,775	S	*	2/2013	Stathis	.....	D26/120
D686,348	S	*	7/2013	Martin et al.	.....	D25/138
8,814,416	B1	*	8/2014	Davis	.....	362/612
2005/0180167	A1	*	8/2005	Hoelen et al.	.....	362/613
2008/0205081	A1	*	8/2008	Ijzerman et al.	.....	362/616
2014/0362602	A1	*	12/2014	Hofman	.....	362/612

\* cited by examiner

*Primary Examiner* — Susan Bennett Hattan

*Assistant Examiner* — Leanne Was

(74) *Attorney, Agent, or Firm* — Workman Nydegger

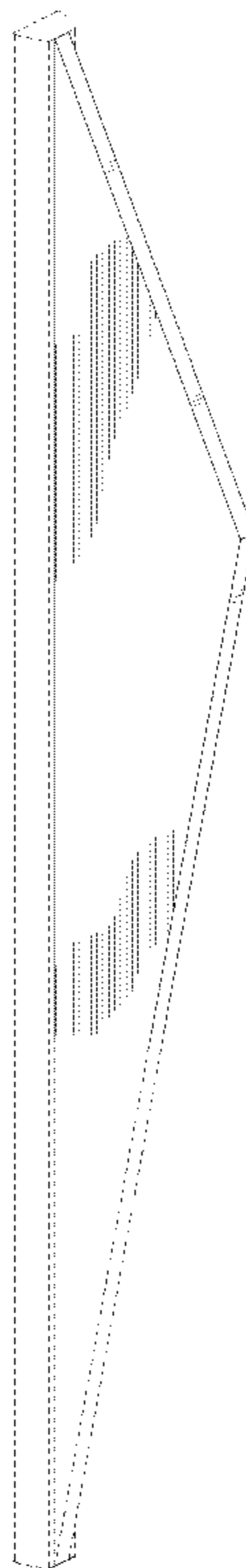
(57) **CLAIM**

The ornamental design for an edge-lit fin, as shown and described.

**DESCRIPTION**

FIG. 1 is a front perspective view of an edge-lit fin showing the new design;  
FIG. 2 is a left elevational view thereof, a right elevational view being a mirror image thereof;  
FIG. 3 is a back elevational view thereof;  
FIG. 4 is a front elevational view thereof;  
FIG. 5 is a top plan view thereof;  
FIG. 6 is a bottom plan view thereof; and,  
FIG. 7 is a rear perspective view thereof.  
The broken lines are for the purposes of illustrating portions of the edge-lit fin or the environmental structure that form no part of the claimed design.

**1 Claim, 3 Drawing Sheets**



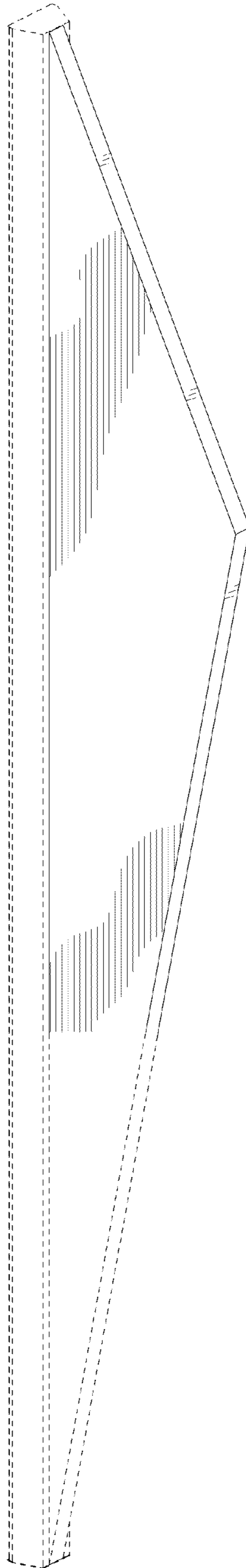


FIG. 1



FIG. 5




FIG. 3

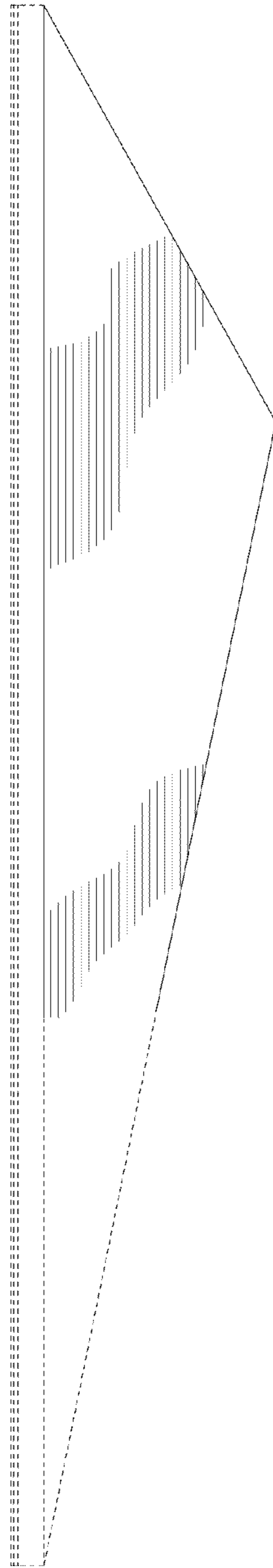


FIG. 2




FIG. 4



FIG. 6




FIG. 7