



US00D729423S

(12) **United States Design Patent**
Noh et al.

(10) **Patent No.:** **US D729,423 S**

(45) **Date of Patent:** **** May 12, 2015**

(54) **LED LIGHTING APPARATUS**

(71) Applicant: **Feelux Co., Ltd.**, Yangju-si,
Gyeonggi-do (KR)

(72) Inventors: **Si Chung Noh**, Yangju-si (KR); **Beom
Yeon Cho**, Seoul (KR)

(73) Assignee: **Feelux Co., Ltd.**, Gyeonggi-do (KR)

(**) Term: **14 Years**

(21) Appl. No.: **29/433,472**

(22) Filed: **Oct. 1, 2012**

(51) **LOC (10) Cl.** **26-03**

(52) **U.S. Cl.**
USPC **D26/24**

(58) **Field of Classification Search**
USPC D26/1, 24, 25, 37, 75, 76; 362/26, 31,
362/555, 800, 552, 582, 171, 178
See application file for complete search history.

(56) **References Cited**

U.S. PATENT DOCUMENTS

- D343,467 S * 1/1994 Yuen D26/42
- D520,667 S * 5/2006 Jae-Sung et al. D26/76
- D577,138 S * 9/2008 Kitagawa et al. D26/37

D603,545 S * 11/2009 Levine D26/76

* cited by examiner

Primary Examiner — Brian N Vinson

(74) *Attorney, Agent, or Firm* — The PL Law Group, PLLC

(57) **CLAIM**

The ornamental design for an LED lighting apparatus, as shown and described.

DESCRIPTION

FIG. 1 is a perspective view of an LED lighting apparatus, showing my new design;
 FIG. 2 is a front view thereof;
 FIG. 3 is a rear view thereof;
 FIG. 4 is a left side view thereof;
 FIG. 5 is a right side view thereof;
 FIG. 6 is a top plan view thereof; and
 FIG. 7 is a bottom plan view thereof.
 FIG. 8 is an enlarged view of the top plan view of FIG. 6; and
 FIG. 9 is an enlarged view of the bottom plan of FIG. 7.
 FIG. 10 is an enlarged perspective view of a top portion of the LED lighting apparatus of FIG. 1 as seen from a different direction from FIG. 1; and,
 FIG. 11 is an enlarged perspective view of a bottom portion of the LED lighting apparatus of FIG. 1 as seen from the bottom.
 The broken lines in the figures illustrate unclaimed environment only and form no part of the claimed design.

1 Claim, 9 Drawing Sheets




FIG. 1




FIG. 2

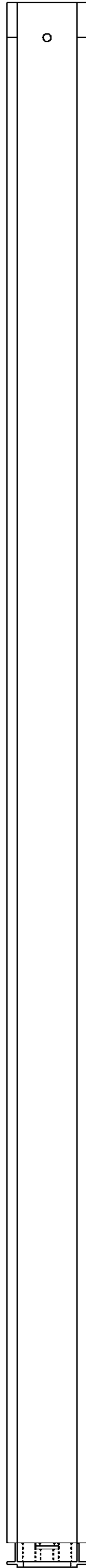


FIG. 3



FIG. 4




FIG. 5




FIG. 6



FIG. 7



FIG. 8

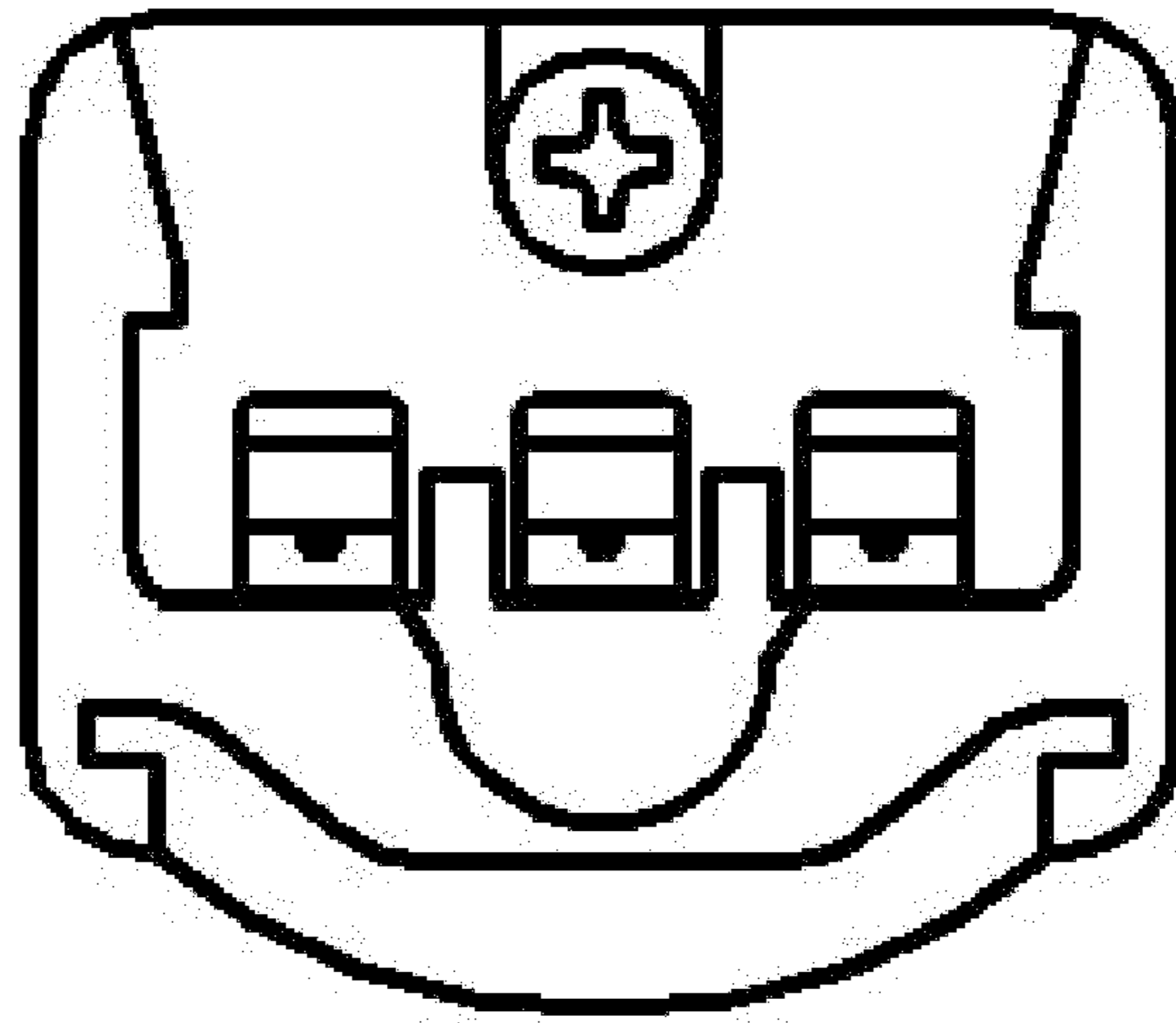


FIG. 9

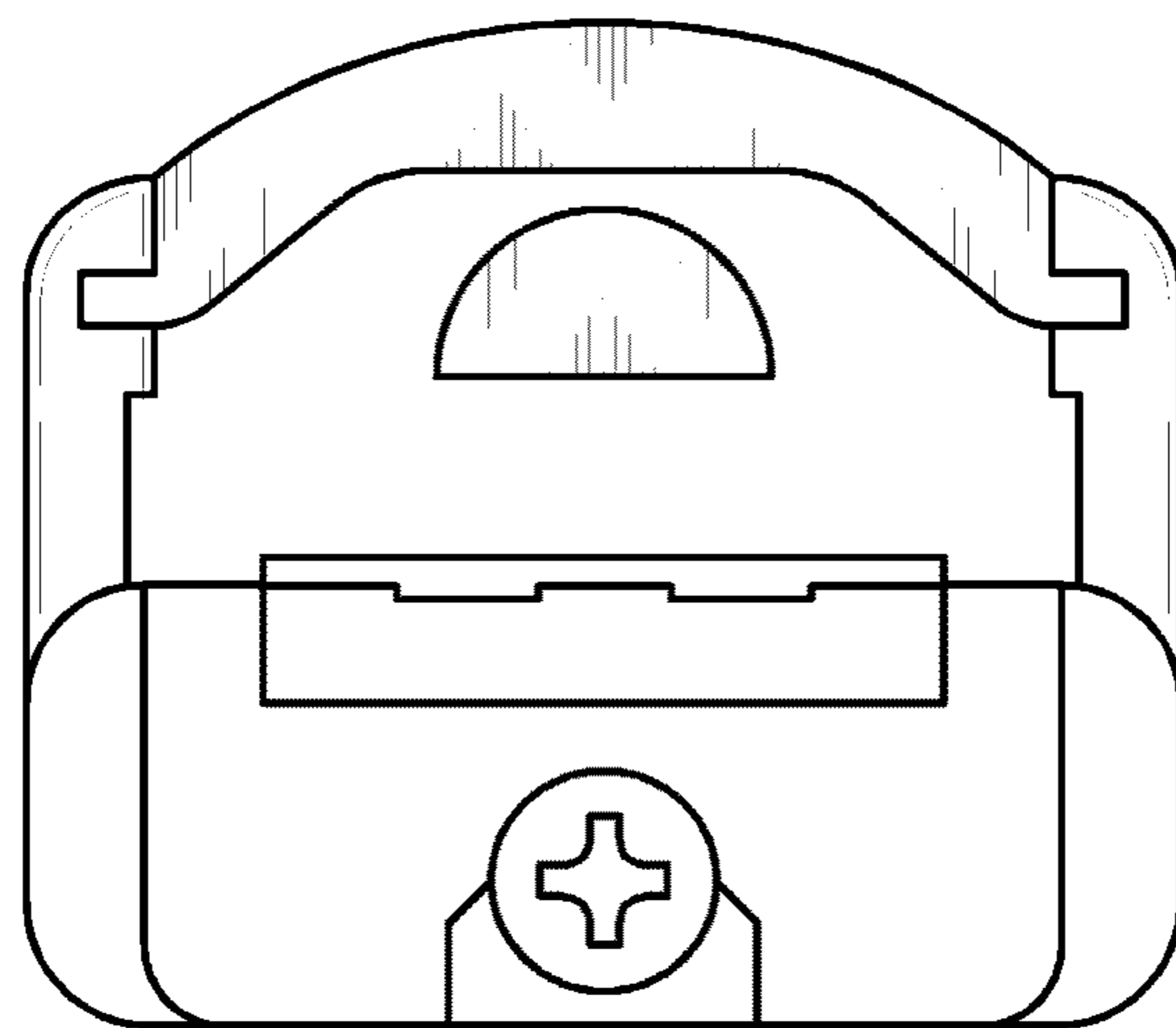


FIG. 10




FIG. 11

