



US00D729414S

(12) **United States Design Patent**
Johnson et al.

(10) **Patent No.:** **US D729,414 S**

(45) **Date of Patent:** **** May 12, 2015**

(54) **MODULAR BUILDING BLOCK**
(71) Applicant: **Anchor Wall Systems, Inc.**,
Minnetonka, MN (US)
(72) Inventors: **Jay J. Johnson**, Star Prairie, WI (US);
Robert Brian Burnquist, Chaska, MN
(US); **Steven Paul Bennett**, Coon
Rapids, MN (US)

5,820,305 A 10/1998 Taylor et al.
D445,919 S * 7/2001 Heavner D25/113
D460,830 S * 7/2002 Unger D25/113
6,464,199 B1 10/2002 Johnson
D505,733 S * 5/2005 Castonguay et al. D25/113
6,978,580 B1 * 12/2005 Clark et al. 52/311.1
7,140,867 B2 11/2006 Scherer et al.
D546,972 S * 7/2007 Price D25/113
8,327,833 B2 12/2012 Scherer et al.
D686,346 S * 7/2013 Riccobene et al. D25/113
D700,716 S * 3/2014 Harter et al. D25/113

(73) Assignee: **Anchor Wall Systems, Inc.**,
Minnetonka, MN (US)

* cited by examiner

(**) Term: **14 Years**

Primary Examiner — Anhdao Doan

(74) *Attorney, Agent, or Firm* — Merchant & Gould P.C.

(21) Appl. No.: **29/490,760**

(57) **CLAIM**

The ornamental design for a modular building block, as shown and described.

(22) Filed: **May 13, 2014**

(51) **LOC (10) Cl.** **25-01**

(52) **U.S. Cl.**
USPC **D25/113**

DESCRIPTION

(58) **Field of Classification Search**
USPC D25/113–118, 164, 102, 138, 152–162,
D25/199; D21/484–491, 499–504; 405/16,
405/284, 286; 52/503–505, 574, 575,
52/596–612, 592.6, 561, 566; 404/27–42;
D8/1

See application file for complete search history.

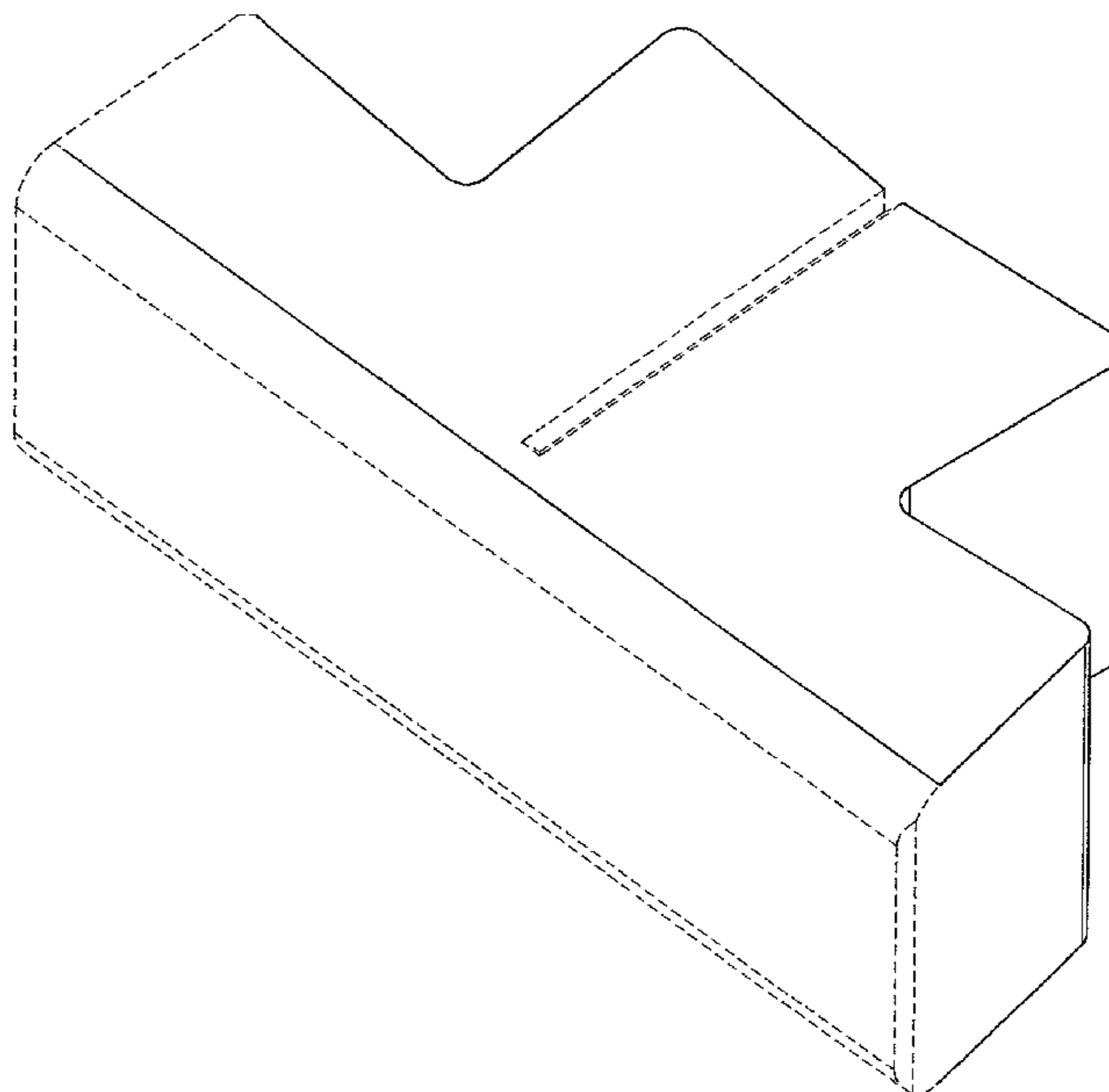
FIG. 1 is a perspective view, depicting a bottom face in use of a modular building block, facing upward, according to our new design;
FIG. 2 is a front view of the modular building block of FIG. 1;
FIG. 3 is rear view of the modular building block of FIG. 1;
FIG. 4 is a right side view of the modular building block of FIG. 1;
FIG. 5 is a left side view of the modular building block of FIG. 1;
FIG. 6 is a top view of the modular building block of FIG. 1, and depicting the bottom face in use; and,
FIG. 7 is a bottom view of the modular building block of FIG. 1, and depicting the upper face in use.
The features depicted in broken lines form no part of the claimed design.

(56) **References Cited**

U.S. PATENT DOCUMENTS

1,585,374 A 5/1926 Carlsson
D203,590 S * 2/1966 Davis D25/113
3,998,022 A 12/1976 Muse
D244,201 S 5/1977 Muse
4,123,881 A 11/1978 Muse
4,896,999 A 1/1990 Ruckstuhl

1 Claim, 7 Drawing Sheets



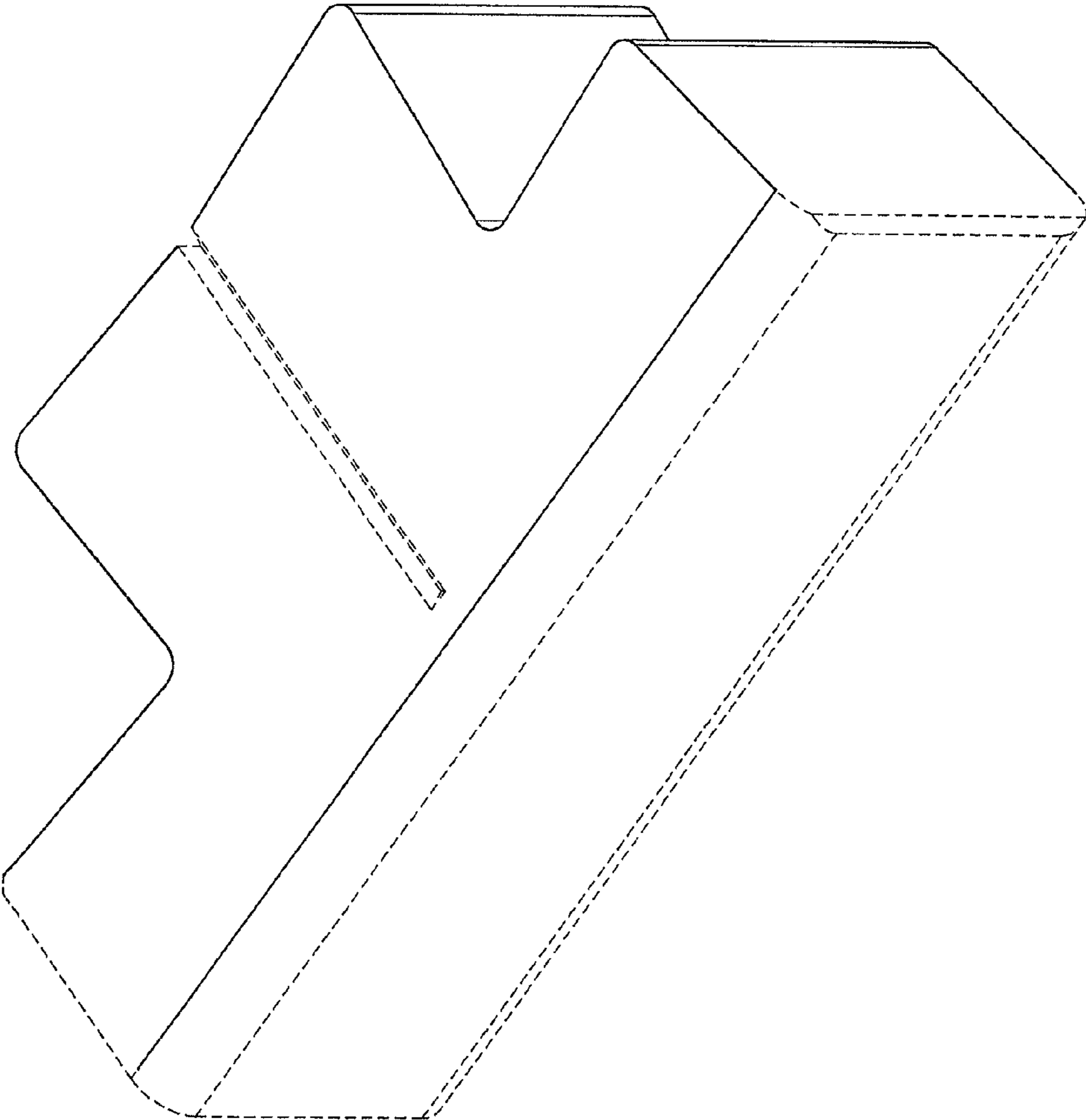



FIG. 1

FIG. 2



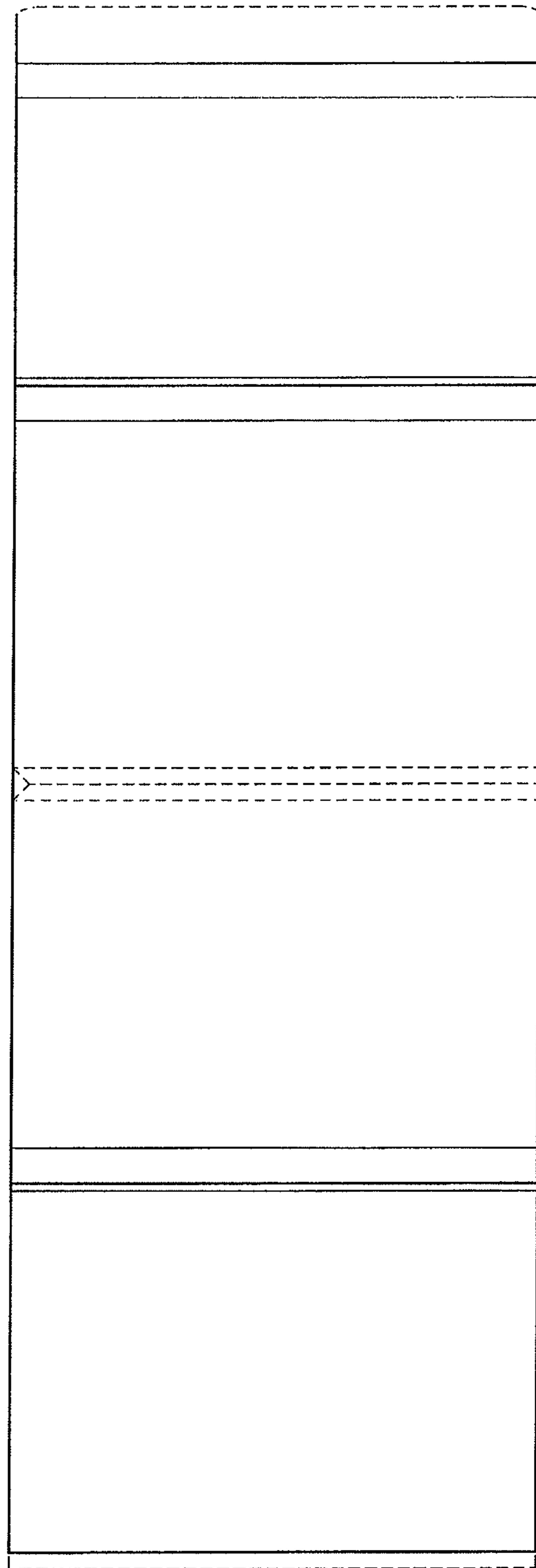


FIG. 3




FIG. 4




FIG. 5

FIG. 6




FIG. 7

