

US00D729397S

(12) **United States Design Patent**
Reque

(10) **Patent No.:** **US D729,397 S**

(45) **Date of Patent:** **** May 12, 2015**

(54) **MESSAGE THIMBLE**

(71) Applicant: **Juan Reque**, San Diego, CA (US)

(72) Inventor: **Juan Reque**, San Diego, CA (US)

(**) Term: **14 Years**

(21) Appl. No.: **29/496,531**

(22) Filed: **Jul. 14, 2014**

(51) **LOC (10) Cl.** **28-03**

(52) **U.S. Cl.**
USPC **D24/214**

(58) **Field of Classification Search**

CPC A61H 19/30; A61H 19/32; A61H 19/34;
A61H 19/40; A61H 19/44; A61H 19/50;
A61H 19/00; A61H 2201/0153; A61H
2201/0207; A61H 2201/0263; A61H
2201/0111; A61H 2201/1253; A61H
2205/082; A61H 2205/085; A61H 15/0085
USPC D24/200, 211, 212, 213, 214, 215;
601/114, 120, 121, 124, 125, 130, 131,
601/134, 135, 136, 137; D14/218; D9/719;
D28/7, 21, 39, 74; D3/29

See application file for complete search history.

(56) **References Cited**

U.S. PATENT DOCUMENTS

1,161,719	A	11/1915	Norton	
2,072,683	A	3/1937	Niedorff	
D115,171	S	6/1939	O'Leary	
D155,658	S *	10/1949	Uribe	D3/29
2,609,978	A *	9/1952	Harden	223/101
4,308,860	A *	1/1982	Sanders et al.	601/137
4,873,998	A	10/1989	Joyner	
D324,298	S *	3/1992	Brull	D3/29
5,448,777	A	9/1995	Lew	
5,609,165	A	3/1997	Lambert	
5,842,227	A	12/1998	Rabin et al.	

D434,138	S *	11/2000	DeVries	D24/105
6,640,341	B1	11/2003	Calvert	
6,669,657	B1	12/2003	Ongwela	
D495,803	S *	9/2004	Gough et al.	D24/211
D515,219	S *	2/2006	Nan	D24/215
D565,191	S *	3/2008	Nan	D24/215
D582,562	S *	12/2008	Nan	D24/215
D595,508	S *	7/2009	Wagner	D4/103

(Continued)

Primary Examiner — Sandra Snapp

(74) *Attorney, Agent, or Firm* — George S. Levy

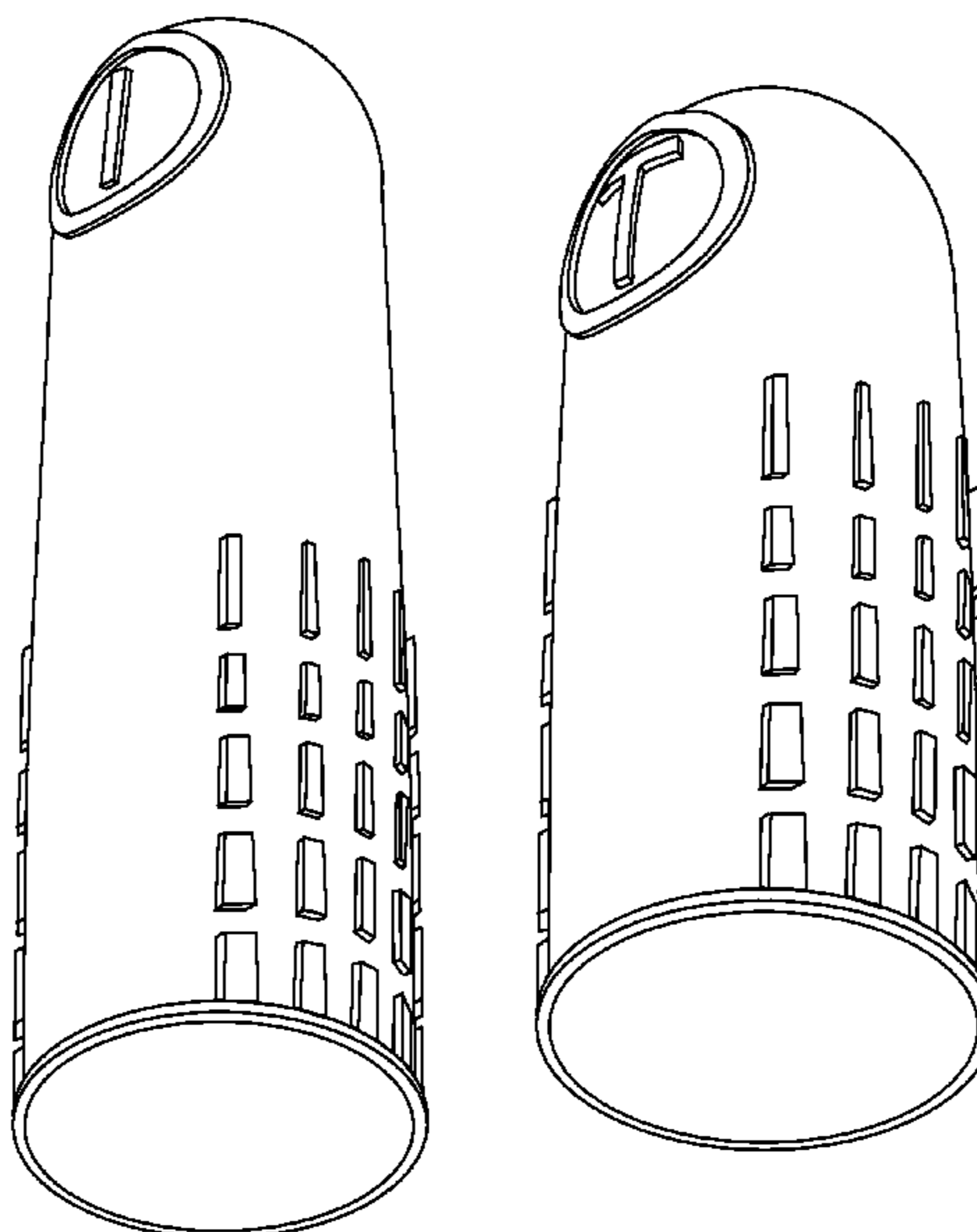
(57) **CLAIM**

The ornamental design for massage thimble, as shown and described.

DESCRIPTION

FIG. 1 is a top, front perspective view of a first embodiment of a massage thimble to be worn on the index finger.
 FIG. 2 is a bottom, rear perspective view of the first embodiment of the massage thimble to be worn on the index finger.
 FIG. 3 is a top, front perspective view of a second embodiment of a massage thimble to be worn on the thumb.
 FIG. 4 is a top, rear perspective view of the second embodiment of the massage thimble to be worn on the thumb.
 FIG. 5 is a top plan view of the first embodiment of the massage thimble to be worn on the index finger.
 FIG. 6 is a top plan view of the second embodiment of the massage thimble to be worn on the thumb.
 FIG. 7 is an end elevation view of the first embodiment of the massage thimble to be worn on the index finger.
 FIG. 8 is a bottom plan view of the first embodiment of the massage thimble to be worn on the index finger.
 FIG. 9 is a bottom plan view of the second embodiment of the massage thimble to be worn on the thumb; and,
 FIG. 10 is an end elevation view of the second embodiment of the massage thimble to be worn on the thumb.

1 Claim, 7 Drawing Sheets



(56)

References Cited

U.S. PATENT DOCUMENTS

D599,486 S * 9/2009 Stewart D24/214
D605,406 S * 12/2009 Wagner D4/103

D605,407 S * 12/2009 Wagner D4/103
7,707,654 B1 5/2010 Spence
D669,996 S * 10/2012 Chen D24/214
D716,465 S * 10/2014 Kanbar et al. D24/215

* cited by examiner

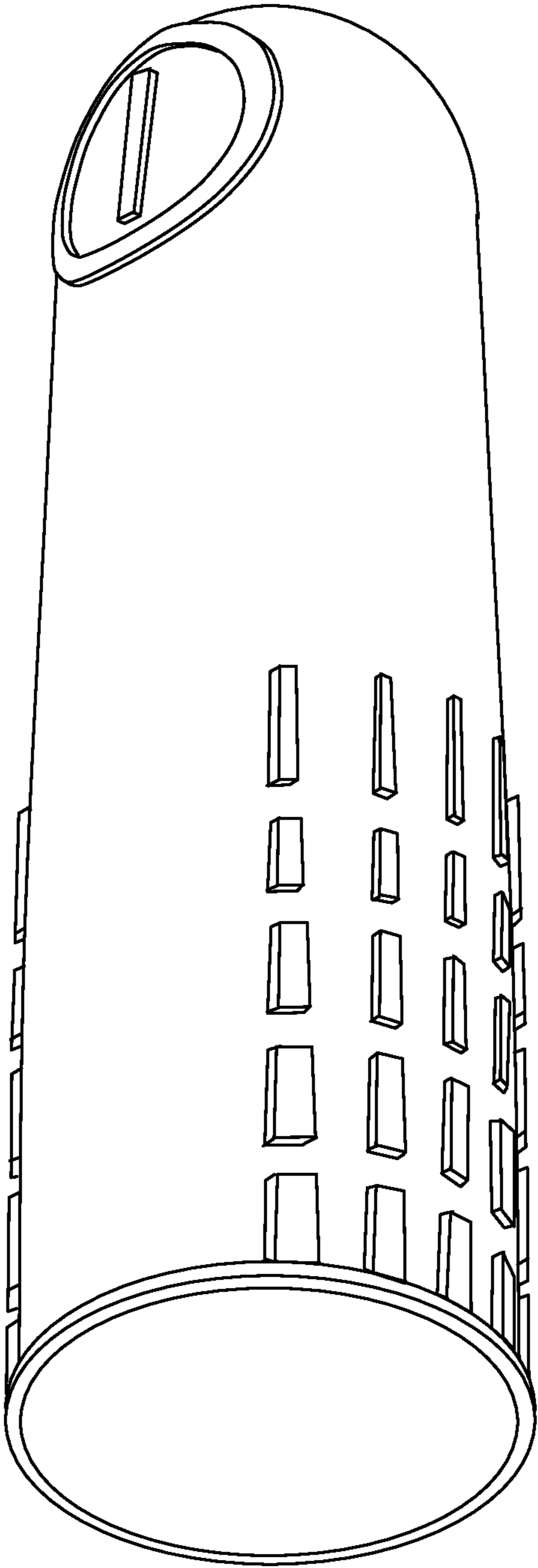


FIG. 1

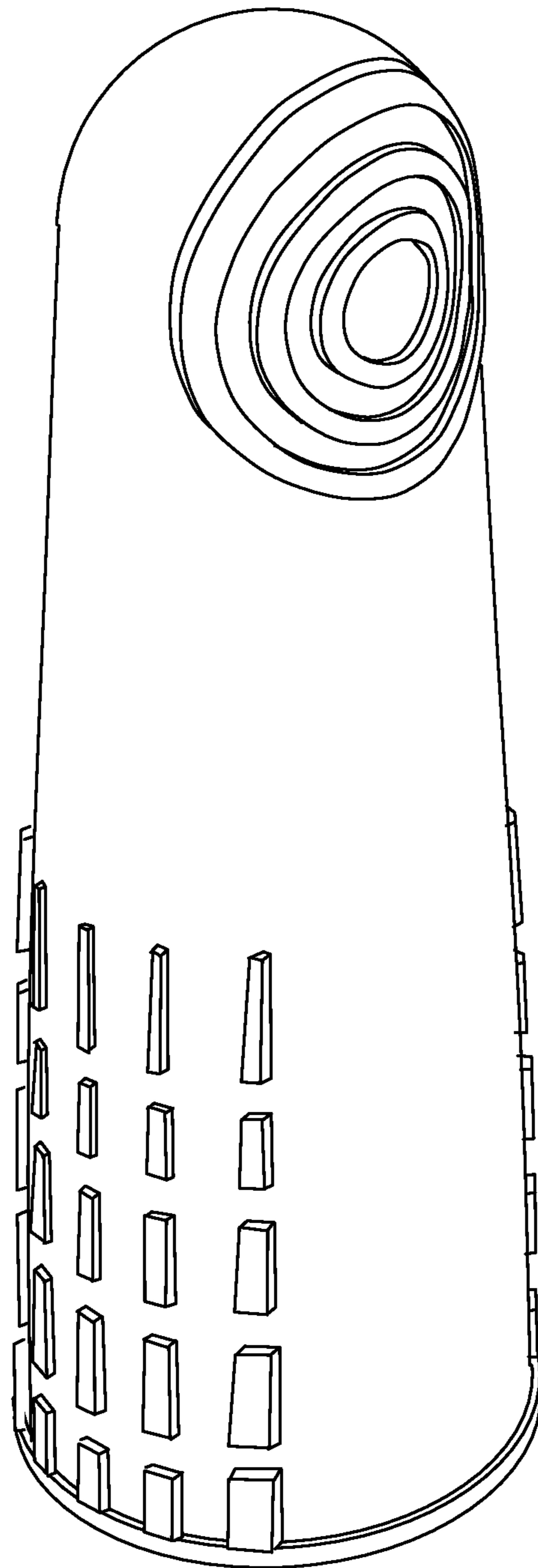


FIG. 2




FIG. 3

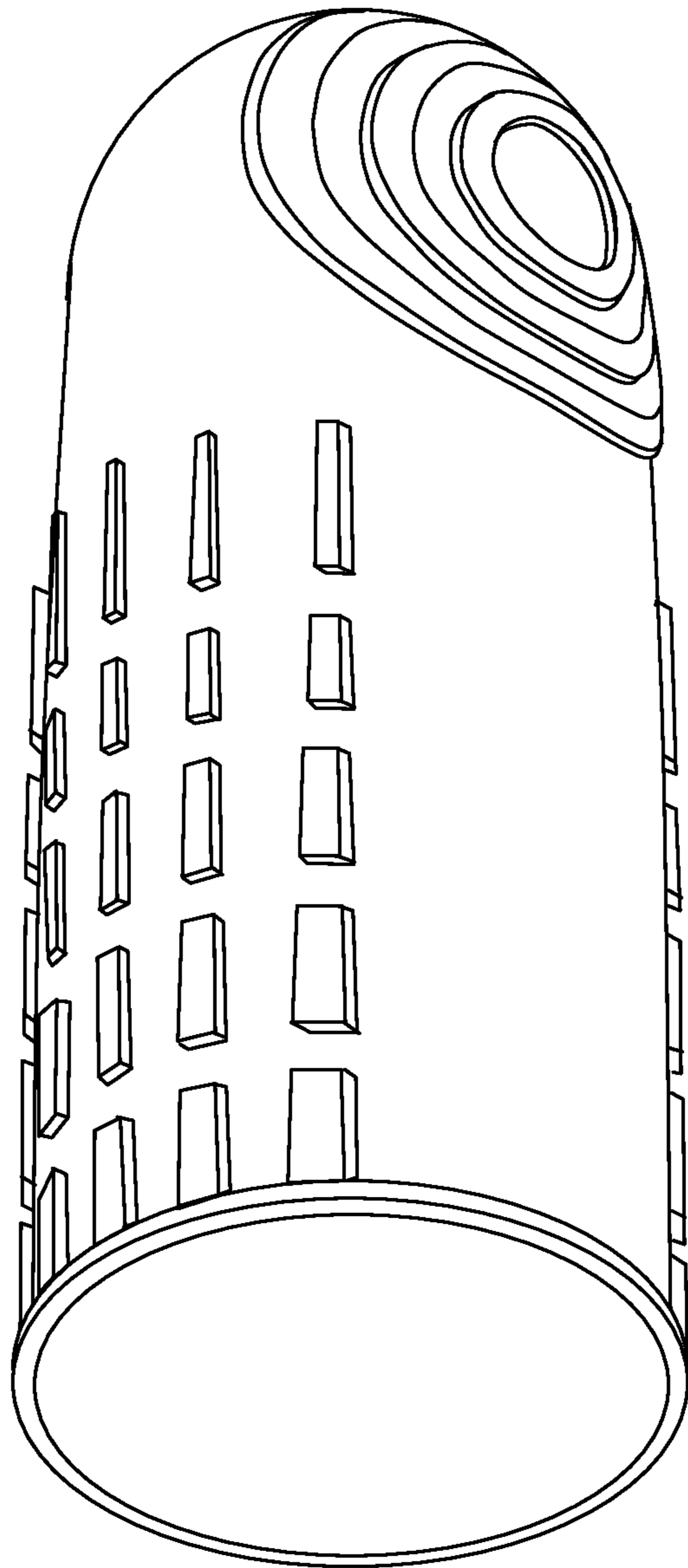


FIG. 4

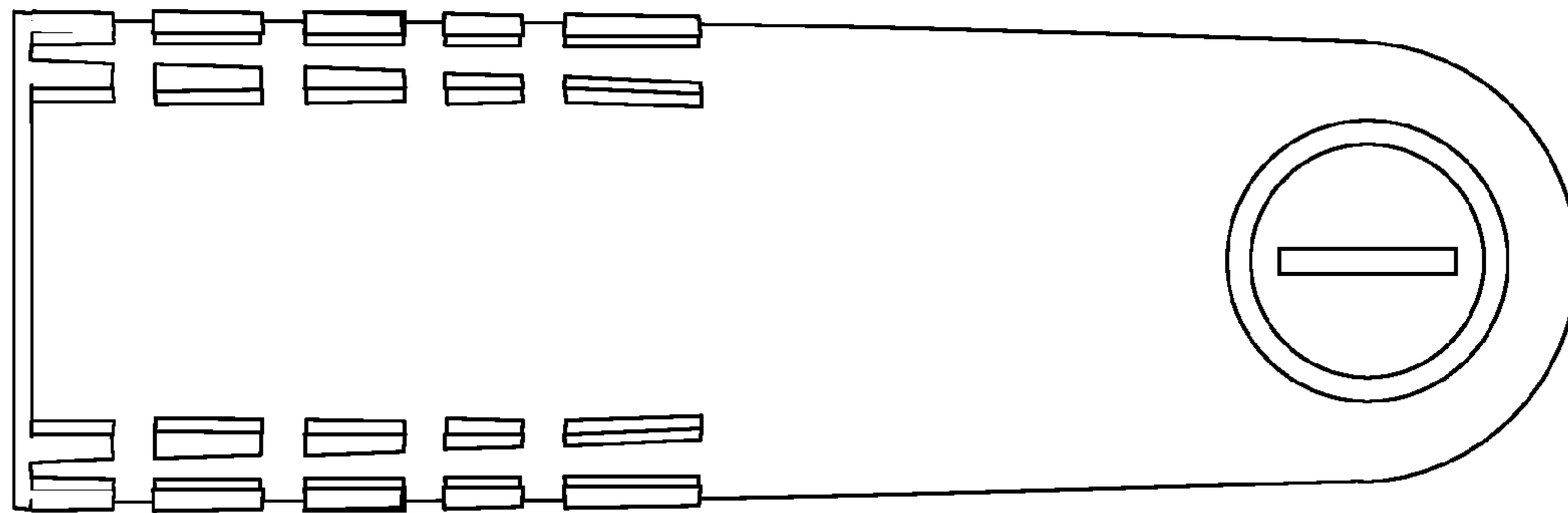


FIG. 5

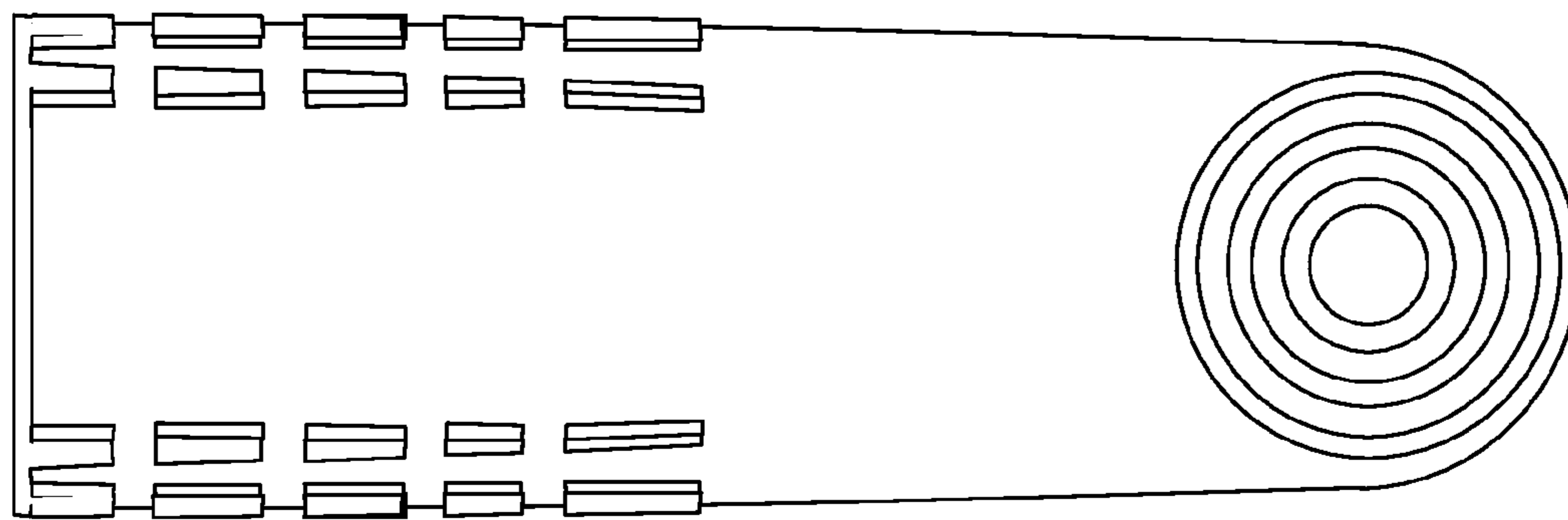


FIG. 8

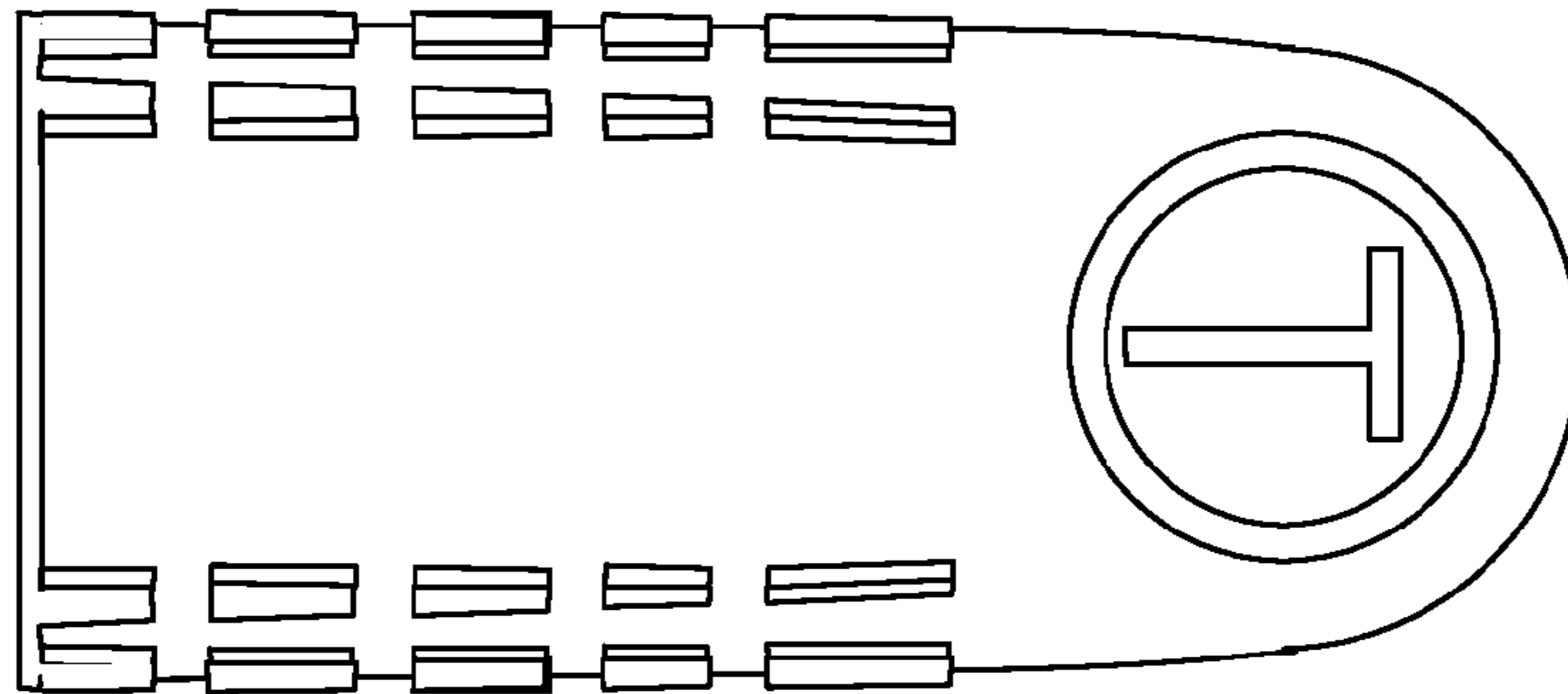


FIG. 6

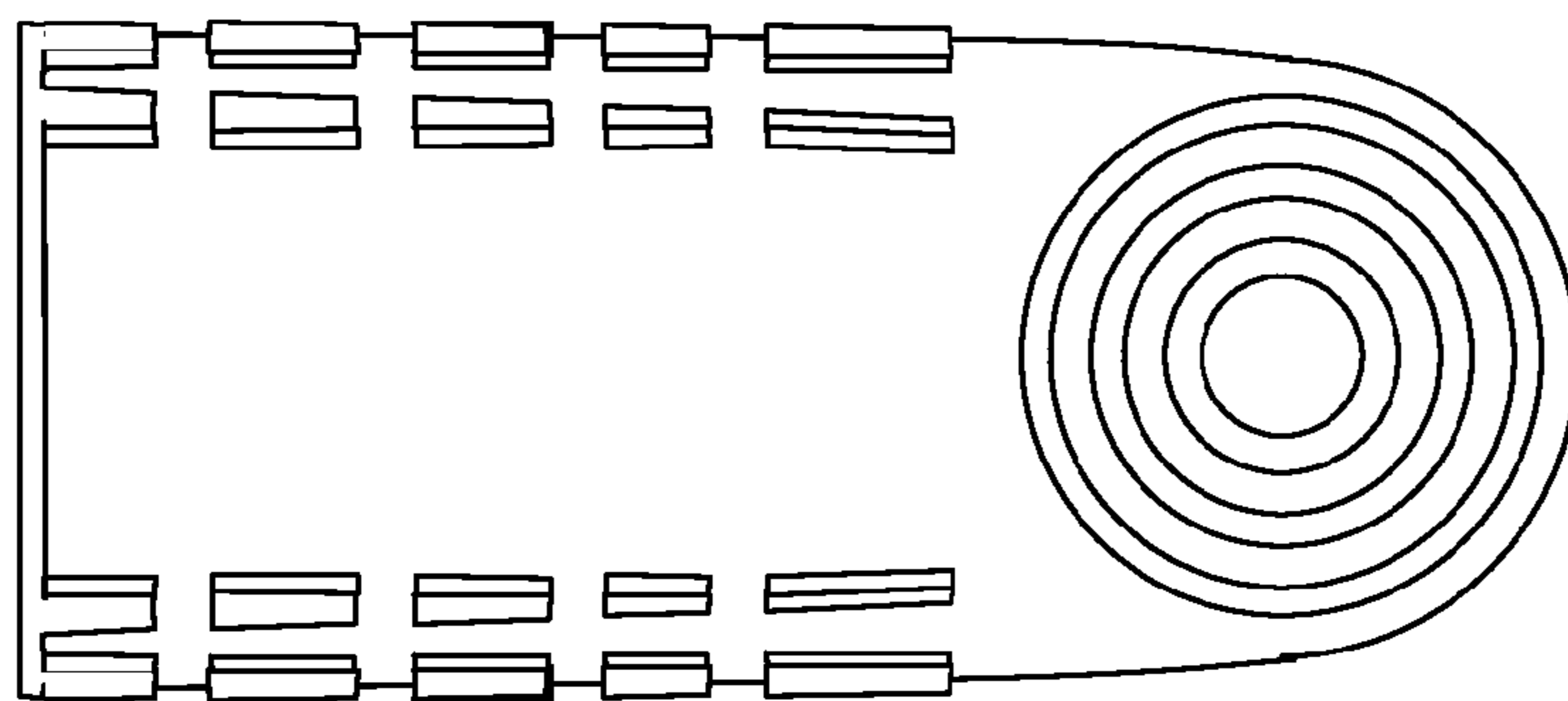


FIG. 9

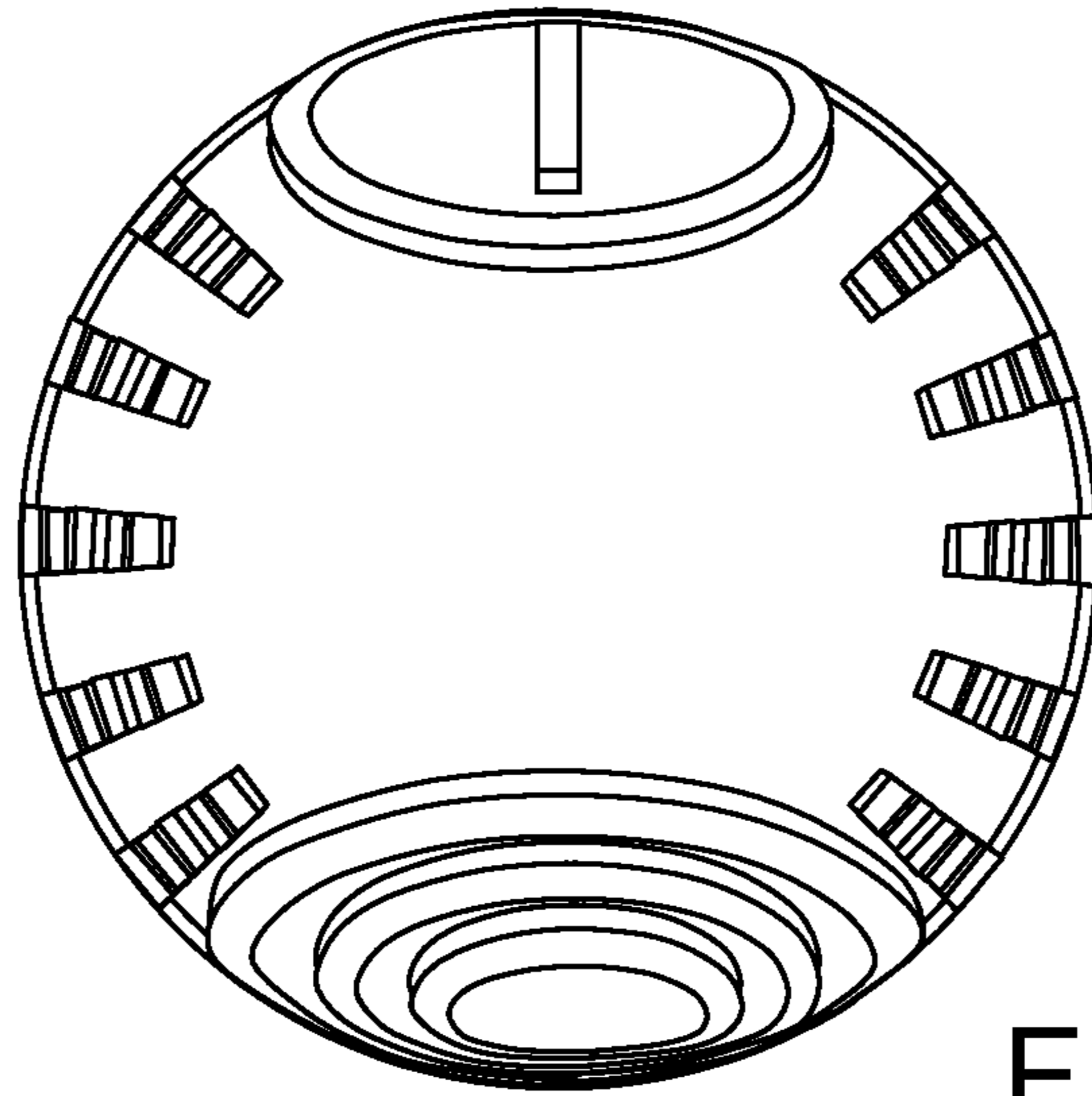


FIG. 7

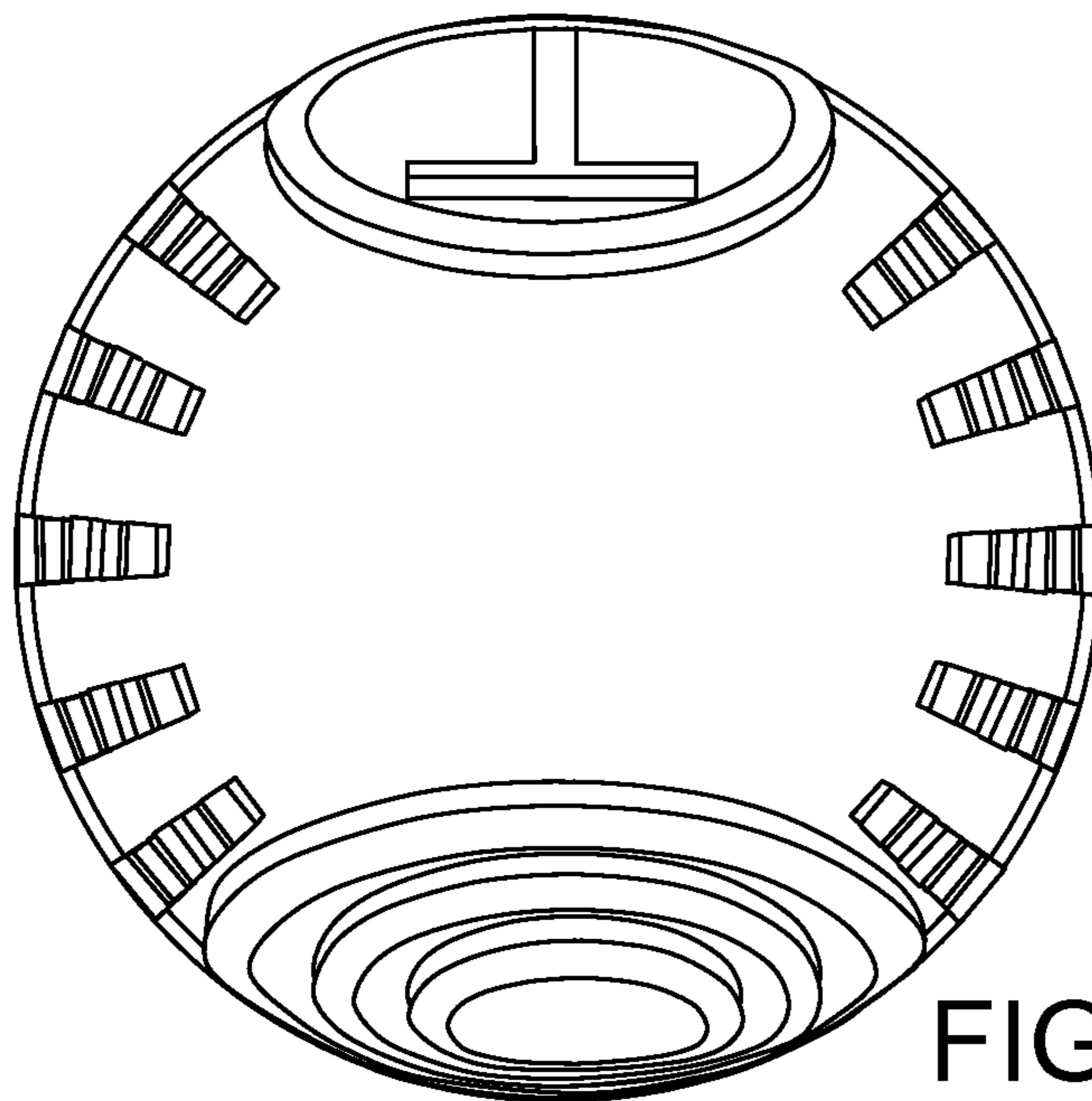


FIG. 10