



US00D729392S

(12) **United States Design Patent**  
**Igwebuike et al.**

(10) **Patent No.:** **US D729,392 S**

(45) **Date of Patent:** **\*\* \*May 12, 2015**

(54) **WOUND DRESSING**

5,704,905 A \* 1/1998 Jensen et al. .... 602/58  
5,820,578 A 10/1998 Johansen  
5,827,213 A 10/1998 Jensen

(71) Applicant: **Coloplast A/S**, Humlebaek (DK)

(Continued)

(72) Inventors: **Henning Igwebuike**, Lyngø (DK);  
**Jesper Sejer Nielsen**, Kvistgaard (DK);  
**Boerge Gundersen**, Tikoeb (DK)

FOREIGN PATENT DOCUMENTS

(73) Assignee: **Coloplast A/S**, Humlebaek (DK)

CH 321693 A 5/1957  
EP 552271 A1 7/1993

(Continued)

(\*) Notice: This patent is subject to a terminal disclaimer.

*Primary Examiner* — T. Chase Nelson  
*Assistant Examiner* — Michelle E Wilson

(\*\*) Term: **14 Years**

(74) *Attorney, Agent, or Firm* — Coloplast Corp., Coloplast A/S; Nick Baumann

(21) Appl. No.: **29/492,749**

(57) **CLAIM**

(22) Filed: **Jun. 3, 2014**

The ornamental design for a wound dressing, as shown and described.

(30) **Foreign Application Priority Data**

**DESCRIPTION**

May 5, 2014 (EM) ..... 002457879

(51) **LOC (10) Cl.** ..... **24-04**

(52) **U.S. Cl.**  
USPC ..... **D24/189**

(58) **Field of Classification Search**  
USPC ..... D24/189; 602/41–43, 48, 52, 54, 58;  
D20/11

See application file for complete search history.

FIG. 1 is an isometric view of one embodiment of a wound dressing.

FIG. 2 a top side view of the wound dressing illustrated in FIG. 1.

FIG. 3 is a bottom side view of the wound dressing illustrated in FIG. 1.

FIG. 4 is a front side view of the wound dressing illustrated in FIG. 1, where a back side view is not illustrated as it is a mirror image of the front side view; and,

FIG. 5 is a left side view of the wound dressing illustrated in FIG. 1, where a right side view is not illustrated as it is a mirror image of the left side view.

In FIGS. 1 and 3-5 the broken lines illustrating an edge thickness of the wound dressing and a bottom layer of the wound dressing depict environmental subject matter only and form no part of the claimed design.

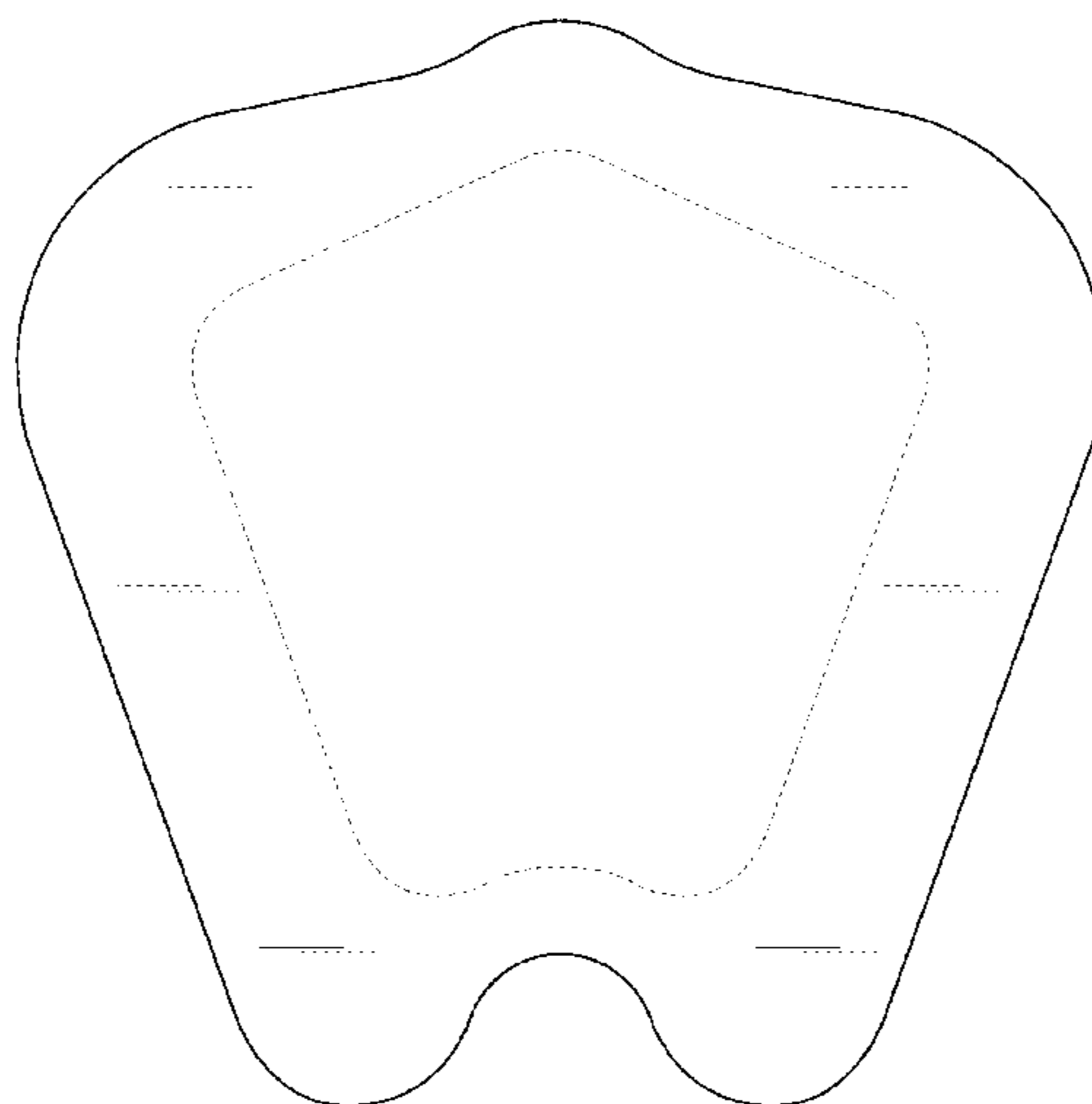
In FIGS. 1-2 and 4-5 the broken lines illustrating an absorbent pad of the wound dressing depict environmental subject matter only and form no part of the claimed design.

(56) **References Cited**

U.S. PATENT DOCUMENTS

1,140,975 A \* 5/1915 Frankel ..... 2/1  
D53,939 S \* 10/1919 Sheppard ..... D24/189  
1,691,440 A 11/1928 Hodgson  
2,253,108 A 8/1941 Casey, Jr.  
2,440,235 A 4/1948 Solomon  
3,900,027 A 8/1975 Keedwell  
4,367,732 A 1/1983 Poulsen et al.  
4,829,613 A \* 5/1989 Yon ..... 5/652  
5,429,589 A 7/1995 Cartmell et al.  
D383,544 S \* 9/1997 Heckathorn ..... D24/189

**1 Claim, 4 Drawing Sheets**



(56)

**References Cited**

U.S. PATENT DOCUMENTS

D404,134 S 1/1999 Dunshee  
 D404,135 S 1/1999 Dunshee  
 D446,913 S \* 8/2001 Holden ..... D2/916  
 D455,002 S \* 4/2002 Holden ..... D2/916  
 D473,947 S \* 4/2003 Jacobson ..... D24/189  
 D474,842 S \* 5/2003 Wolsing et al. .... D24/189  
 D524,946 S \* 7/2006 Shaw et al. .... D24/189  
 7,091,394 B2 8/2006 Kolte et al.  
 D545,440 S \* 6/2007 Jensen ..... D24/189  
 D557,424 S \* 12/2007 Knight ..... D24/189  
 D580,593 S \* 11/2008 Huntington ..... D28/4  
 D625,018 S \* 10/2010 Smith et al. .... D24/189  
 8,404,921 B2 \* 3/2013 Lee et al. .... 602/46  
 D679,403 S \* 4/2013 Heinecke et al. .... D24/189  
 D683,858 S \* 6/2013 Smith ..... D24/189  
 D693,010 S \* 11/2013 Mosa et al. .... D24/189  
 D712,046 S \* 8/2014 Igwebuike et al. .... D24/189  
 D712,047 S \* 8/2014 Igwebuike et al. .... D24/189  
 D712,545 S \* 9/2014 Igwebuike et al. .... D24/189

D712,546 S \* 9/2014 Igwebuike et al. .... D24/189  
 D712,547 S \* 9/2014 Igwebuike et al. .... D24/189  
 D712,548 S \* 9/2014 Igwebuike et al. .... D24/189  
 D712,549 S \* 9/2014 Igwebuike et al. .... D24/189  
 D712,550 S \* 9/2014 Igwebuike et al. .... D24/189  
 D712,551 S \* 9/2014 Igwebuike et al. .... D24/189  
 D712,552 S \* 9/2014 Igwebuike et al. .... D24/189  
 D712,553 S \* 9/2014 Igwebuike et al. .... D24/189  
 D712,554 S \* 9/2014 Igwebuike et al. .... D24/189

FOREIGN PATENT DOCUMENTS

EP 1008330 A2 6/2000  
 FR 2793406 A1 11/2000  
 JP 2000024026 A2 1/2000  
 JP 2000109427 A2 4/2000  
 JP 2000209429 A2 7/2000  
 WO 8905619 A1 6/1989  
 WO 9205756 A1 4/1992  
 WO 9415562 A1 7/1994  
 WO 0033777 A1 6/2000

\* cited by examiner

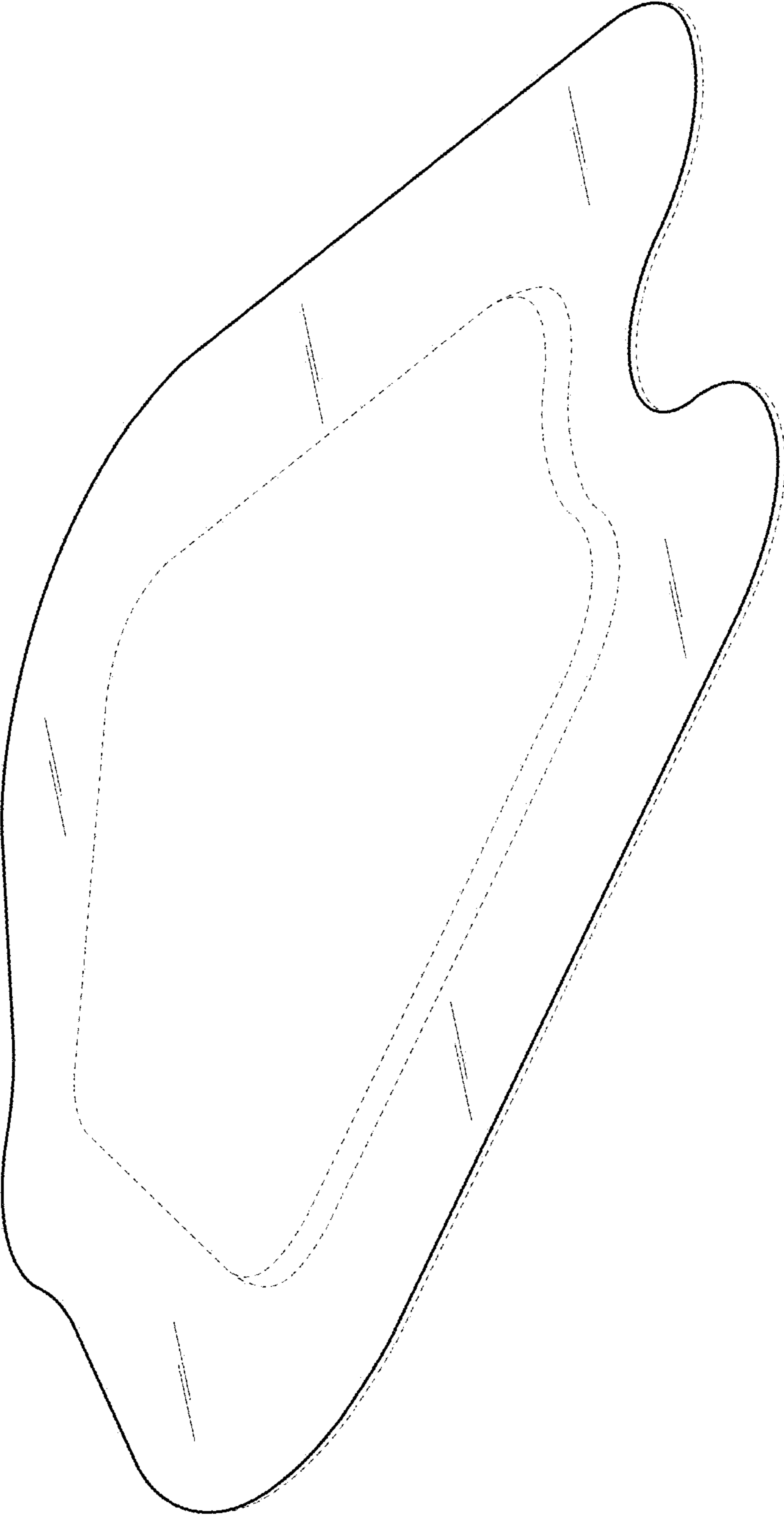


Fig. 1

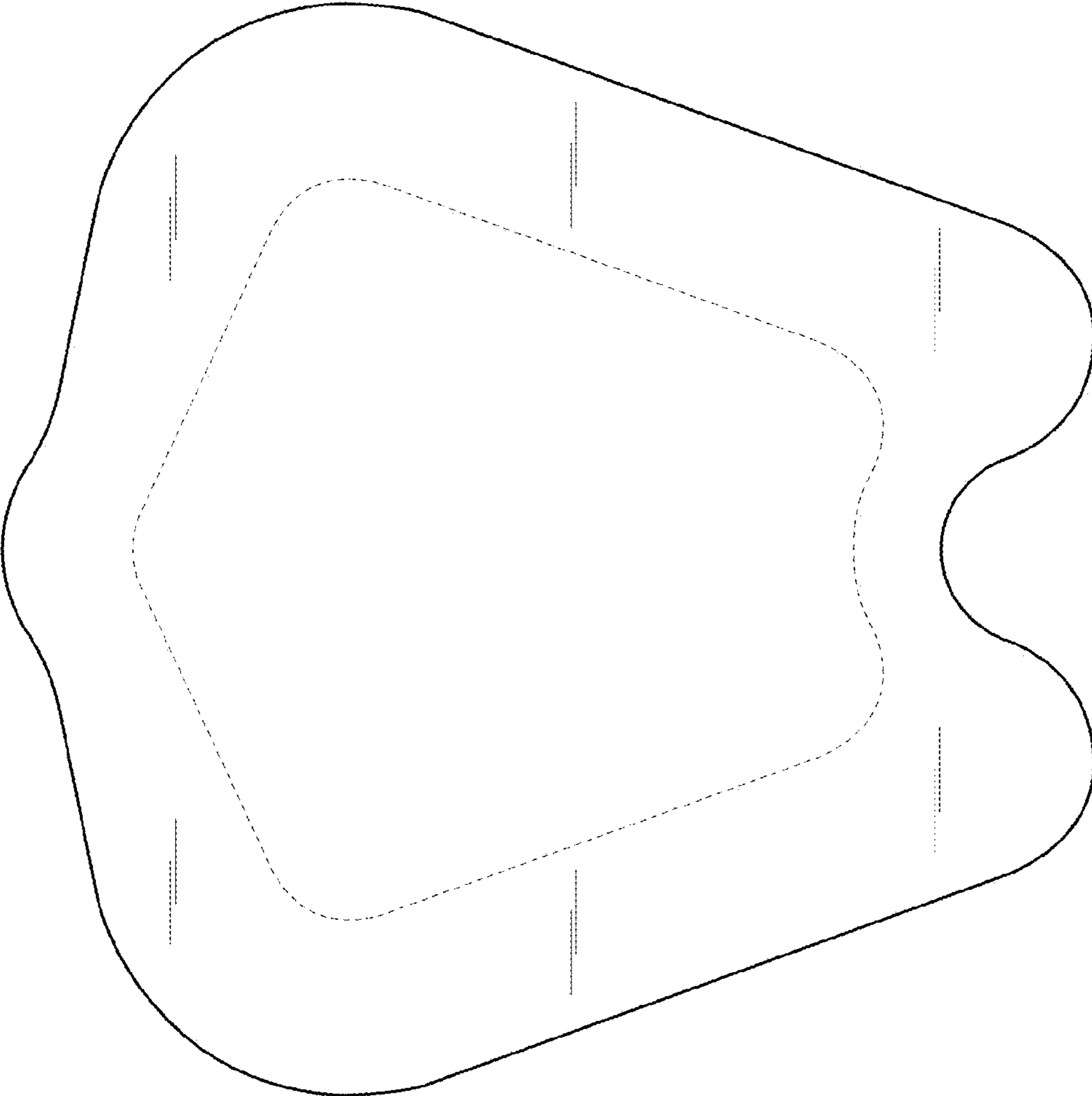


Fig. 2


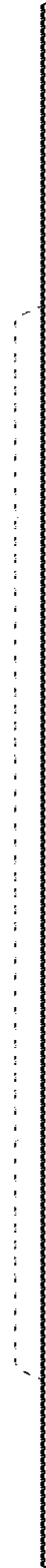


Fig. 3



**Fig. 4**



**Fig. 5**