



US00D729391S

(12) **United States Design Patent**
Igwebuike et al.

(10) **Patent No.:** **US D729,391 S**

(45) **Date of Patent:** **** *May 12, 2015**

(54) **WOUND DRESSING**

(71) Applicant: **Coloplast A/S**, Humlebaek (DK)

(72) Inventors: **Henning Igwebuike**, Lyngø (DK);
Jesper Sejer Nielsen, Kvistgaard (DK);
Boerge Gundersen, Tikoeb (DK)

(73) Assignee: **Coloplast A/S**, Humlebaek (DK)

(*) Notice: This patent is subject to a terminal disclaimer.

(**) Term: **14 Years**

(21) Appl. No.: **29/492,748**

(22) Filed: **Jun. 3, 2014**

(30) **Foreign Application Priority Data**

May 5, 2014 (EM) 002457879

(51) **LOC (10) Cl.** **24-04**

(52) **U.S. Cl.**
USPC **D24/189**

(58) **Field of Classification Search**
USPC D24/189; 602/41-43, 48, 52, 54, 58;
D20/11
See application file for complete search history.

(56) **References Cited**

U.S. PATENT DOCUMENTS

1,140,975	A *	5/1915	Frankel	2/1
D53,939	S *	10/1919	Shepard	D24/189
1,691,440	A	11/1928	Hodgson		
2,253,108	A	8/1941	Casey, Jr.		
2,440,235	A	4/1948	Solomon		
3,900,027	A	8/1975	Keedwell		
4,367,732	A	1/1983	Poulsen et al.		
4,829,613	A *	5/1989	Yon	5/652
5,429,589	A	7/1995	Cartmell et al.		
D383,544	S *	9/1997	Heckathorn	D24/189

5,704,905	A *	1/1998	Jensen et al.	602/58
5,820,578	A	10/1998	Johansen		
5,827,213	A	10/1998	Jensen		
D404,134	S	1/1999	Dunshee		
D404,135	S	1/1999	Dunshee		
D446,913	S *	8/2001	Holden	D2/916

(Continued)

FOREIGN PATENT DOCUMENTS

CH	321693	A	5/1957
EP	552271	A1	7/1993

(Continued)

Primary Examiner — T. Chase Nelson

Assistant Examiner — Michelle E Wilson

(74) *Attorney, Agent, or Firm* — Coloplast Corp., Coloplast A/S; Nick Baumann

(57) **CLAIM**

The ornamental design for a wound dressing, as shown and described.

DESCRIPTION

FIG. 1 is an isometric view of one embodiment of a wound dressing.

FIG. 2 a top side view of the wound dressing illustrated in FIG. 1.

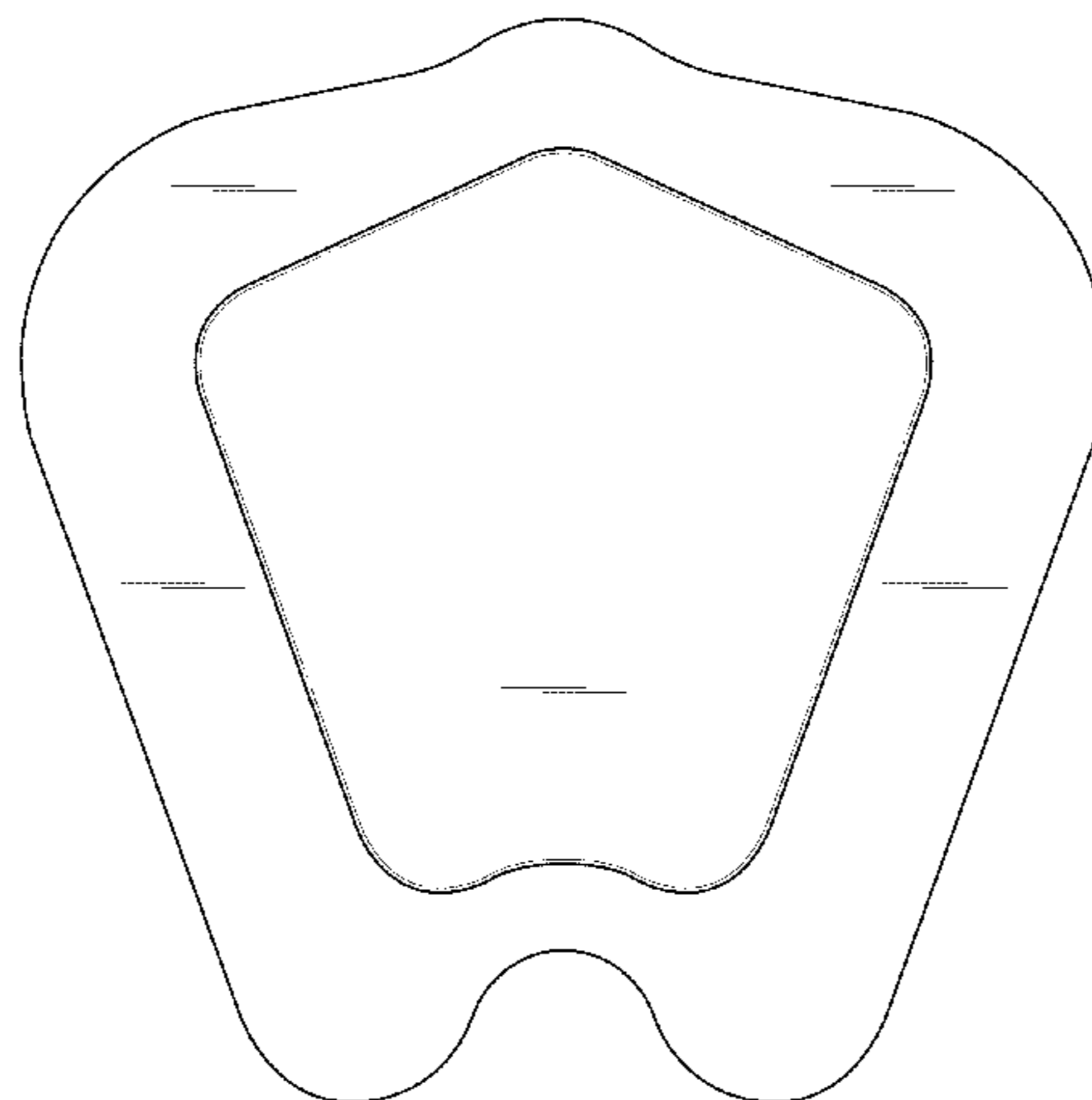
FIG. 3 is a bottom side view of the wound dressing illustrated in FIG. 1.

FIG. 4 is a front side view of the wound dressing illustrated in FIG. 1, where a back side view is not illustrated as it is a mirror image of the front side view; and,

FIG. 5 is a left side view of the wound dressing illustrated in FIG. 1, where a right side view is not illustrated as it is a mirror image of the left side view.

In FIGS. 1 and 3-5 the broken lines illustrating an edge thickness of the wound dressing and a bottom layer of the wound dressing depict environmental subject matter only and form no part of the claimed design.

1 Claim, 4 Drawing Sheets



(56)

References Cited

U.S. PATENT DOCUMENTS

D455,002 S * 4/2002 Holden D2/916
 D473,947 S * 4/2003 Jacobson D24/189
 D474,842 S * 5/2003 Wolsing et al. D24/189
 D524,946 S * 7/2006 Shaw et al. D24/189
 7,091,394 B2 8/2006 Kolte et al.
 D545,440 S * 6/2007 Jensen D24/189
 D557,424 S * 12/2007 Knight D24/189
 D580,593 S * 11/2008 Huntington D28/4
 D625,018 S * 10/2010 Smith et al. D24/189
 8,404,921 B2 * 3/2013 Lee et al. 602/46
 D679,403 S * 4/2013 Heinecke et al. D24/189
 D683,858 S * 6/2013 Smith D24/189
 D693,010 S * 11/2013 Mosa et al. D24/189
 D712,046 S * 8/2014 Igwebuike et al. D24/189
 D712,047 S * 8/2014 Igwebuike et al. D24/189
 D712,545 S * 9/2014 Igwebuike et al. D24/189
 D712,546 S * 9/2014 Igwebuike et al. D24/189
 D712,547 S * 9/2014 Igwebuike et al. D24/189

D712,548 S * 9/2014 Igwebuike et al. D24/189
 D712,549 S * 9/2014 Igwebuike et al. D24/189
 D712,550 S * 9/2014 Igwebuike et al. D24/189
 D712,551 S * 9/2014 Igwebuike et al. D24/189
 D712,552 S * 9/2014 Igwebuike et al. D24/189
 D712,553 S * 9/2014 Igwebuike et al. D24/189
 D712,554 S * 9/2014 Igwebuike et al. D24/189

FOREIGN PATENT DOCUMENTS

EP	1008330	A2	6/2000
FR	2793406	A1	11/2000
JP	2000024026	A2	1/2000
JP	2000109427	A2	4/2000
JP	2000209429	A2	7/2000
WO	8905619	A1	6/1989
WO	9205756	A1	4/1992
WO	9415562	A1	7/1994
WO	0033777	A1	6/2000

* cited by examiner

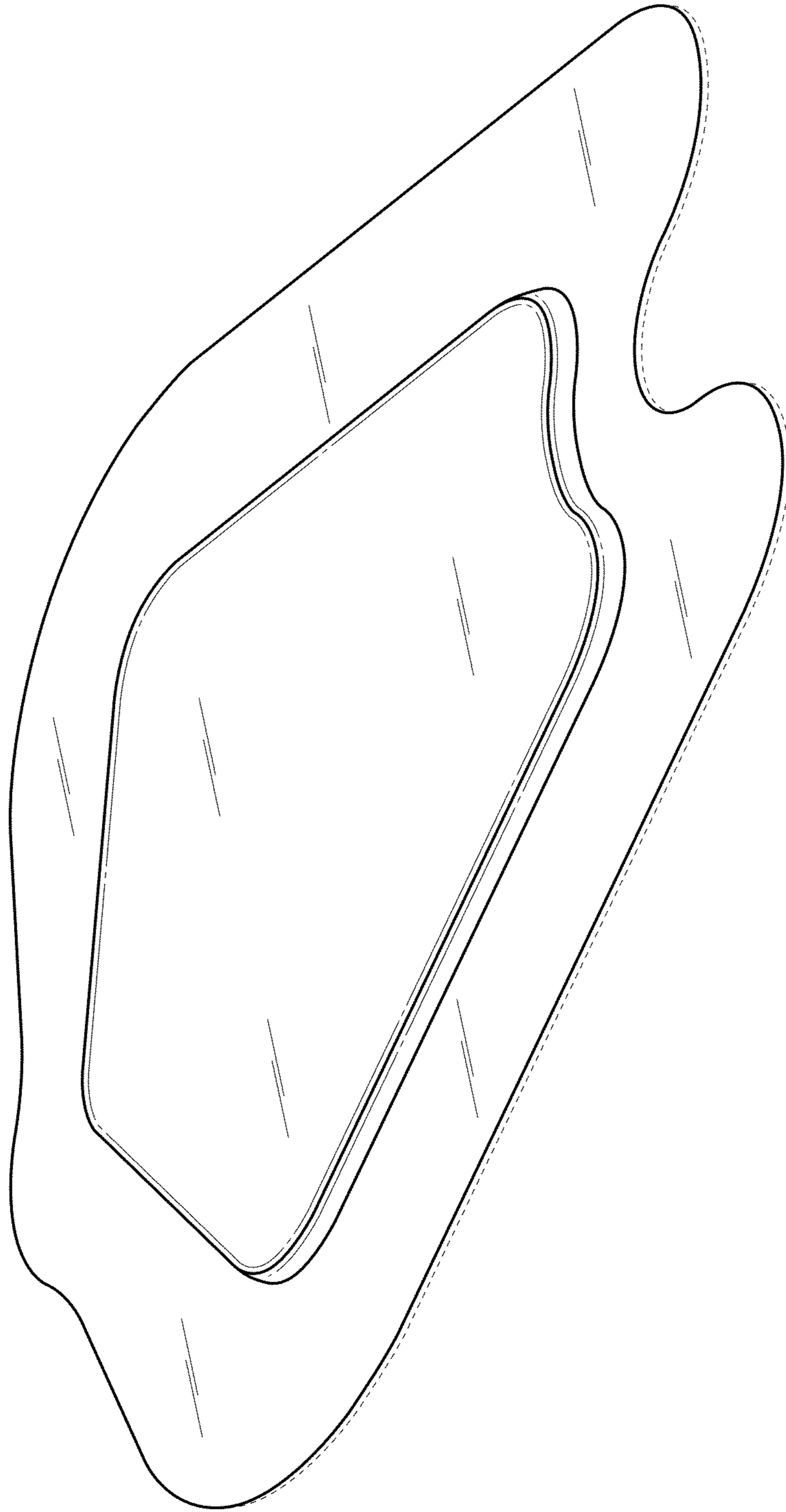


Fig. 1

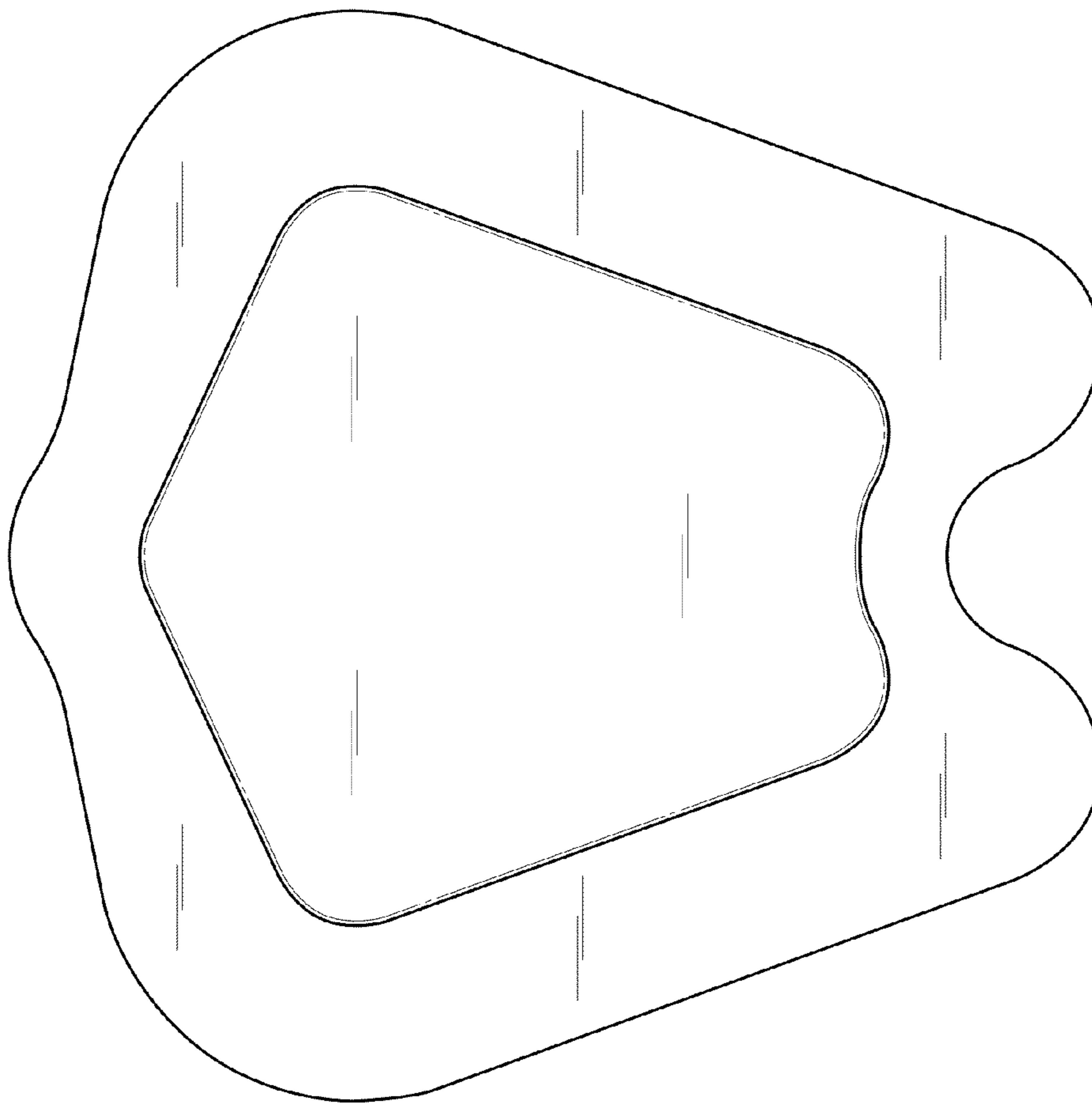


Fig. 2




Fig. 3




Fig. 4



Fig. 5