



US00D729371S

(12) **United States Design Patent**
Davis et al.

(10) **Patent No.:** **US D729,371 S**
(45) **Date of Patent:** **** May 12, 2015**

(54) **REFILL HOLDER FOR CANDLE DISPENSER**

(71) Applicant: **S.C. Johnson & Son, Inc.**, Racine, WI (US)

(72) Inventors: **Brian T. Davis**, Burlington, WI (US);
Shih-Tung Chang, Brookline, MA (US);
Jacob S. Childs, Los Angeles, CA (US);
Michel D. Arney, Wellesley, MA (US)

(73) Assignee: **S.C. Johnson & Son, Inc.**, Racine, WI (US)

(**) Term: **14 Years**

(21) Appl. No.: **29/512,494**

(22) Filed: **Dec. 19, 2014**

Related U.S. Application Data

(63) Continuation of application No. 29/492,199, filed on May 29, 2014, now Pat. No. Des. 723,676.

(51) **LOC (10) Cl.** **28-99**

(52) **U.S. Cl.**
USPC **D23/366**

(58) **Field of Classification Search**
USPC D23/355-369; D28/5, 6; 261/DIG. 17, 261/DIG. 42, DIG. 65, DIG. 88, DIG. 89; 392/386, 390, 394, 395; 239/34, 44, 239/53, 55, 56, 326; D26/14, 17, 98, 9, 22, D26/24, 20, 23; D11/131.1; D7/509, 522, D7/524, 537

See application file for complete search history.

(56) **References Cited**

U.S. PATENT DOCUMENTS

D255,264 S * 6/1980 Butcher et al. D23/367
D255,265 S * 6/1980 Butcher et al. D23/367
4,781,895 A 11/1988 Spector

D396,096 S * 7/1998 Corbitt D23/363
D401,855 S * 12/1998 Nilssen et al. D9/451
D447,551 S * 9/2001 A'Court D23/366
D491,257 S * 6/2004 Picken, Jr. D23/366
D508,285 S * 8/2005 Velicescu D23/366
D533,953 S * 12/2006 Adams et al. D26/23
D539,942 S * 4/2007 Adams et al. D26/23
D550,378 S * 9/2007 Adams et al. D26/23
D555,478 S * 11/2007 Miller et al. D9/451
D575,885 S * 8/2008 Adams et al. D26/20
D575,886 S * 8/2008 Adams et al. D26/20
D576,319 S * 9/2008 Binetti et al. D26/23
D576,750 S * 9/2008 Adams et al. D26/9
D576,751 S * 9/2008 Adams et al. D26/9
D576,752 S * 9/2008 Kubicek et al. D26/20
D577,447 S * 9/2008 Kubicek et al. D26/20
D592,948 S * 5/2009 Mayer D23/359
D607,095 S * 12/2009 LeMay et al. D23/366

(Continued)

Primary Examiner — Sandra Snapp

(57) **CLAIM**

An ornamental design for a refill holder for candle dispenser, as shown and described.

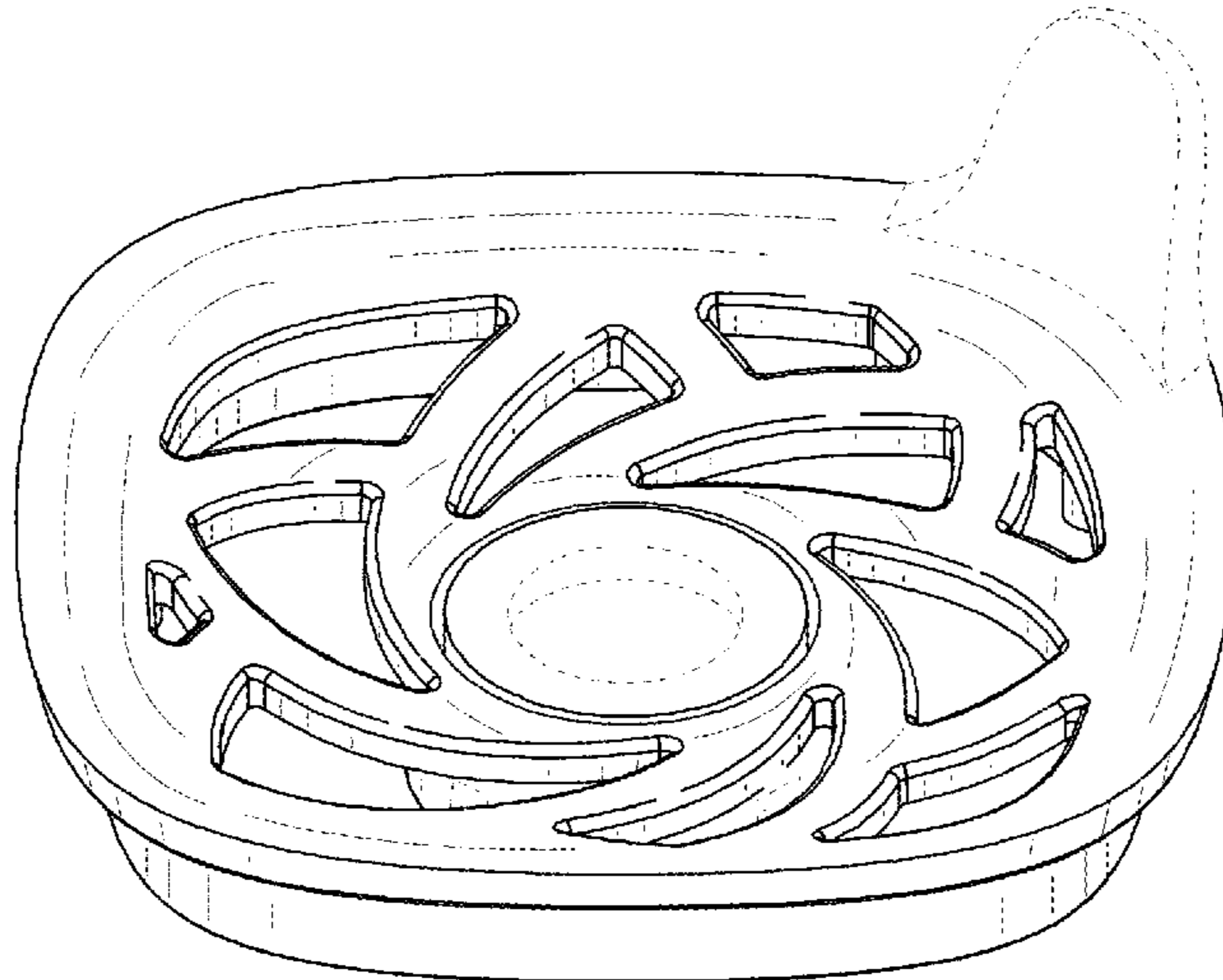
DESCRIPTION

FIG. 1 is an upper frontal perspective view of the design; FIG. 2 is a top plan view thereof; FIG. 3 is a front elevational view thereof; FIG. 4 is a left side elevational view thereof; FIG. 5 is a rear elevational view thereof; FIG. 6 is a right side elevational view thereof; and, FIG. 7 is a bottom plan view thereof.

The broken lines in FIGS. 1-7 are for the purpose of illustrating environmental structure and form no part of the claimed design.

In a preferred embodiment the holder is useful in connection with dispensing an air treatment chemical, such as an insect repellent, if a substrate part of the holder is heated over a candle.

1 Claim, 5 Drawing Sheets



(56)

References Cited

U.S. PATENT DOCUMENTS

D628,266 S *	11/2010	Dittmann et al.	D23/209	D638,112 S *	5/2011	Hisey et al.	D23/366
D628,267 S *	11/2010	Dittmann et al.	D23/209	D641,464 S *	7/2011	De Haan et al.	D23/366
D628,268 S *	11/2010	Dittmann et al.	D23/209	D647,190 S *	10/2011	Walter et al.	D23/366
D628,269 S *	11/2010	Dittmann et al.	D23/209	D649,235 S *	11/2011	Crapser et al.	D23/366
D633,229 S *	2/2011	McWillis	D26/9	8,047,837 B2 *	11/2011	Furner et al.	431/291
				8,364,028 B1 *	1/2013	Vaske et al.	392/390
				8,573,967 B2	11/2013	Crapser et al.	
				8,693,852 B2 *	4/2014	Baraky	392/386

* cited by examiner

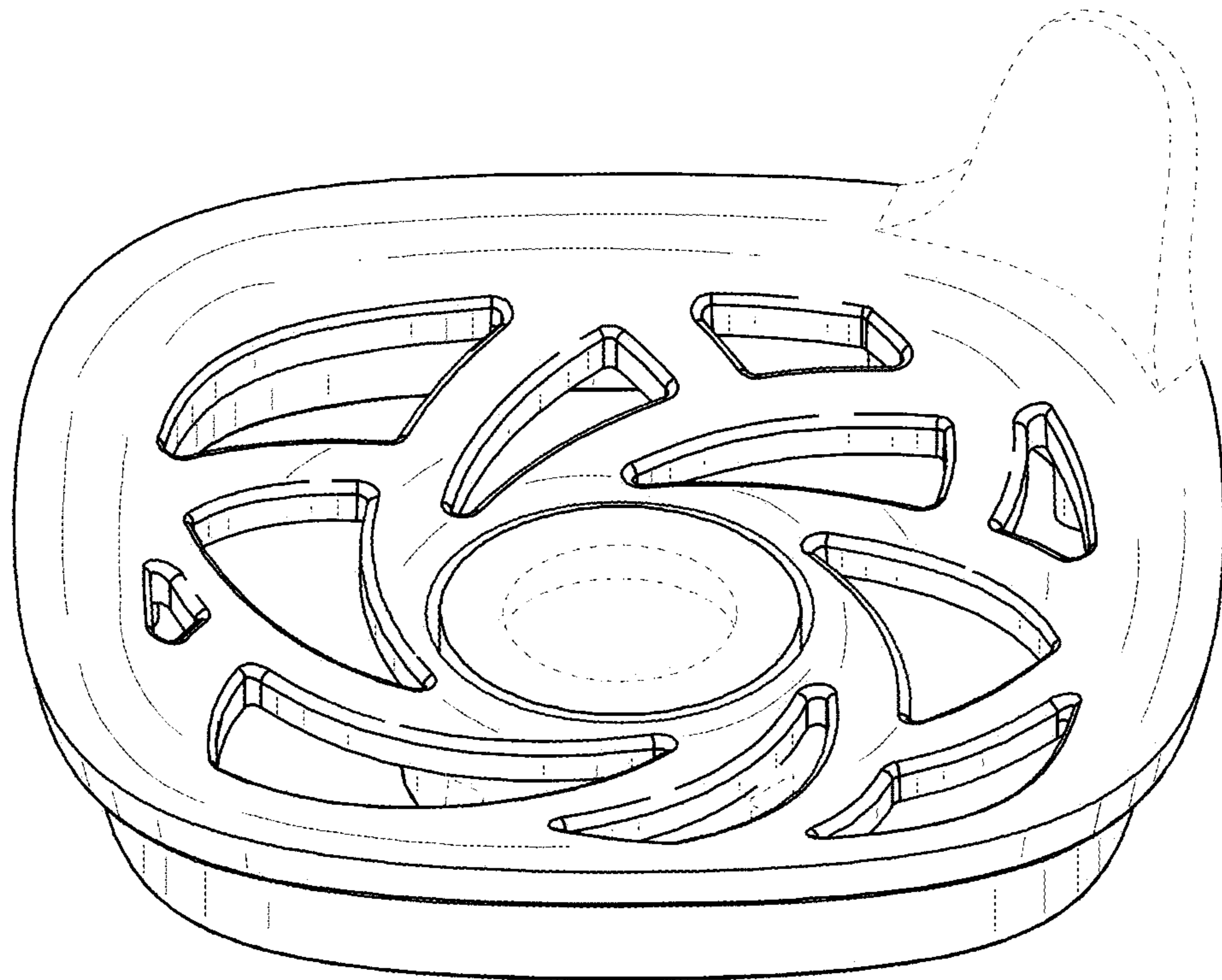


FIG. 1

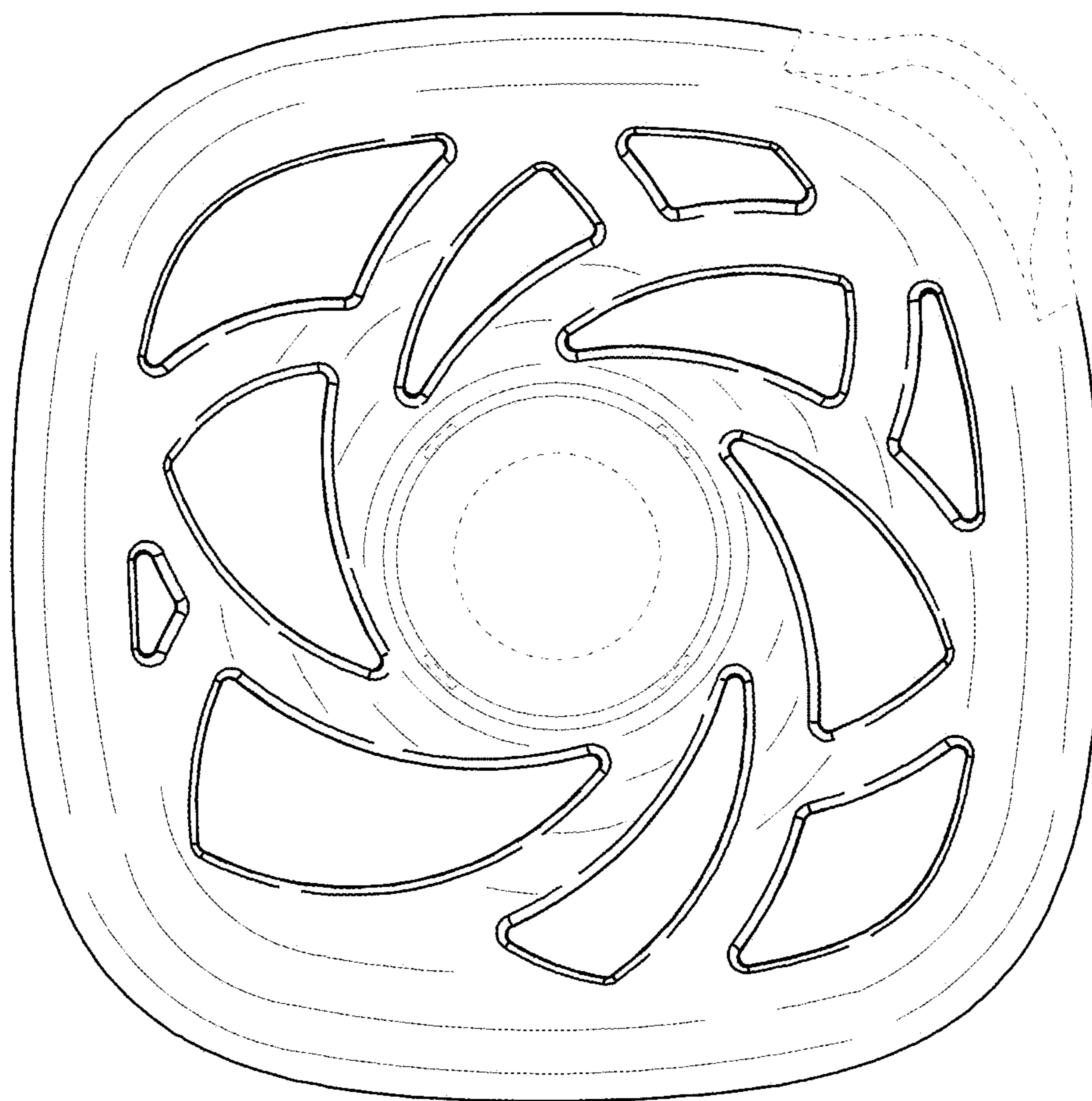


FIG. 2

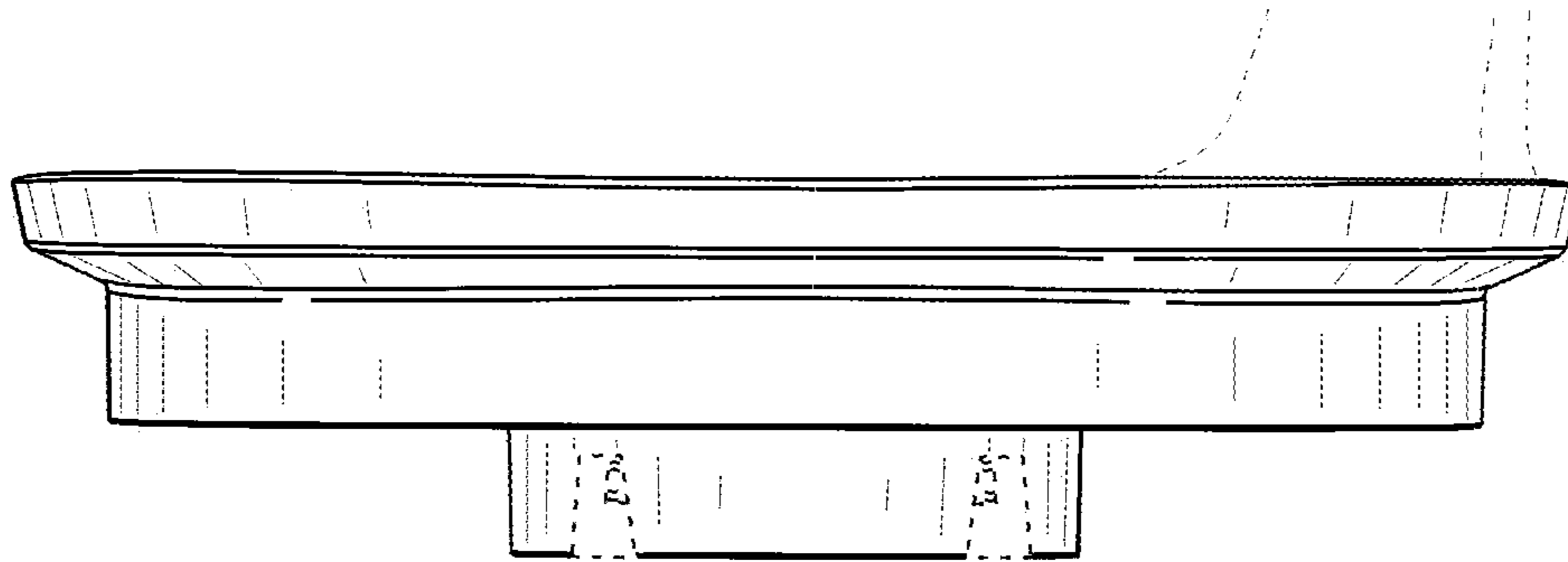


FIG. 3

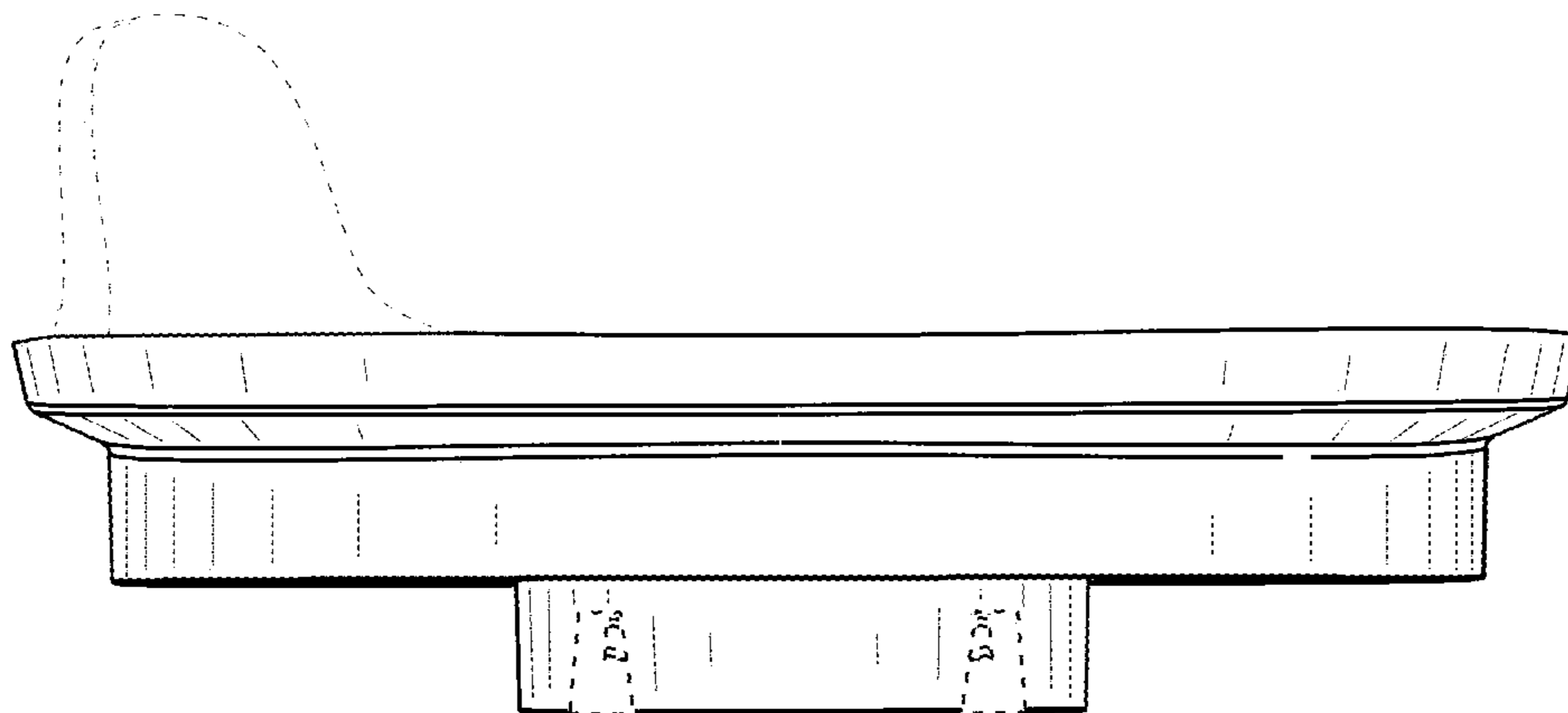


FIG. 4




FIG. 5




FIG. 6

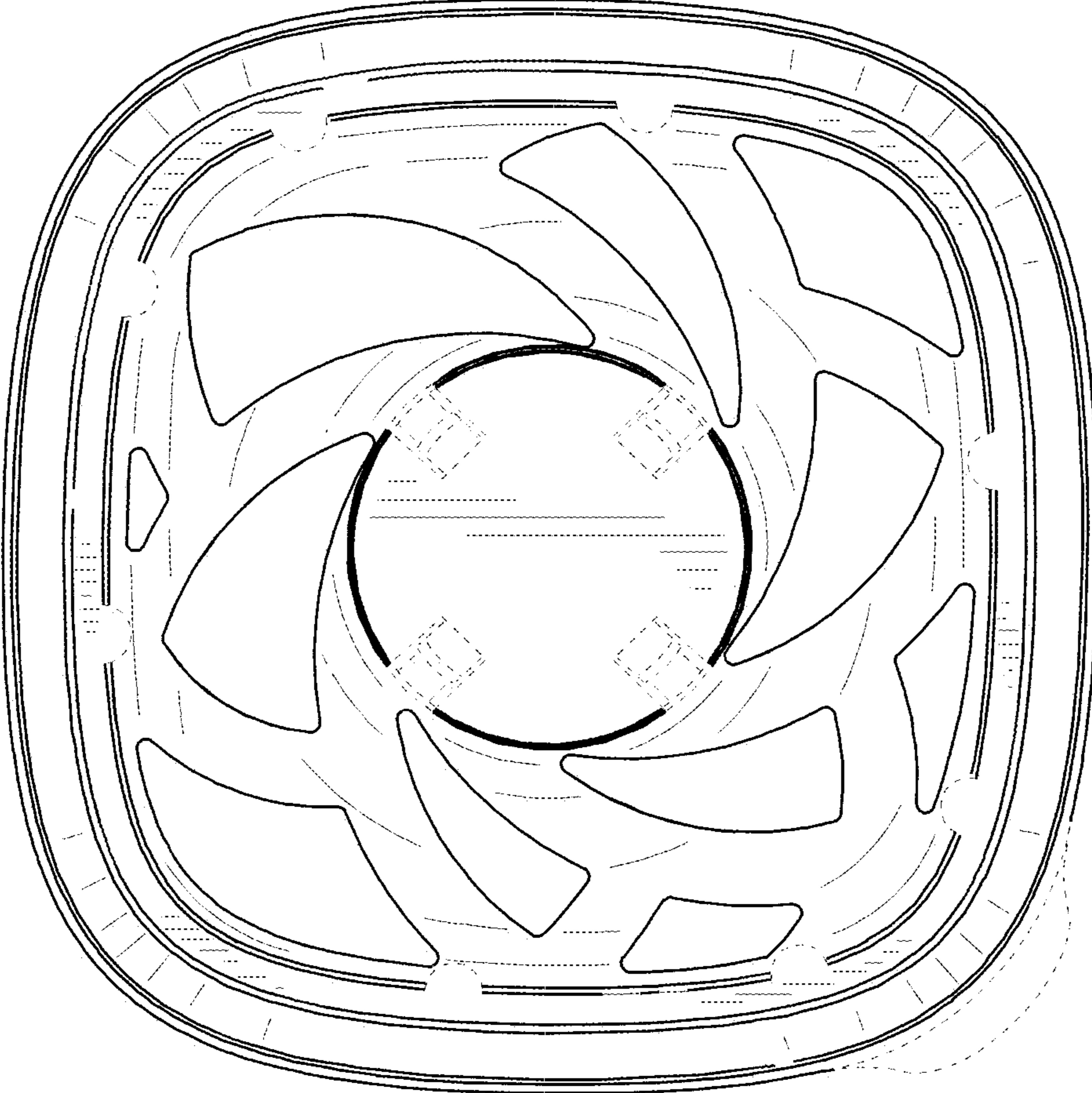


FIG. 7