



US00D729367S

(12) **United States Design Patent**
Markwick et al.

(10) **Patent No.:** **US D729,367 S**

(45) **Date of Patent:** **** May 12, 2015**

(54) **ODOR CONTROL HOUSING**

(71) Applicant: **Kimberly-Clark Worldwide, Inc.**,
Neenah, WI (US)

(72) Inventors: **Barry P. Markwick**, Johns Creek, GA
(US); **Teuta Elshani**, Woodstock, GA
(US); **Michael S. Brunner**, Roswell, GA
(US); **Hoon A. Lee**, GyeongGi-do (KR);
Aram Kwon, Seoul (KR)

(73) Assignee: **Kimberly-Clark Worldwide, Inc.**,
Neenah, WI (US)

(**) Term: **14 Years**

(21) Appl. No.: **29/502,258**

(22) Filed: **Sep. 12, 2014**

(51) **LOC (10) Cl.** **28-99**

(52) **U.S. Cl.**
USPC **D23/366**

(58) **Field of Classification Search**
USPC D23/355-369; D28/5, 6; 261/DIG. 17,
261/DIG. 42, DIG. 65, DIG. 88, DIG. 89;
392/386, 390, 394, 395, 397; 239/34,
239/44, 53, 55, 56, 326; D26/9, 10;
D11/131.1

See application file for complete search history.

(56) **References Cited**

U.S. PATENT DOCUMENTS

D441,441 S * 5/2001 Upson D23/366
D461,006 S * 7/2002 Buthier D23/366
6,746,521 B2 * 6/2004 Canfield 96/222
D522,640 S * 6/2006 Miro D23/366

D550,345 S * 9/2007 Weggelaar D23/366
D570,980 S * 6/2008 Isono et al. D23/366
D585,129 S * 1/2009 Huang D23/366
D591,415 S * 4/2009 Wu D23/366
D606,642 S * 12/2009 Weggelaar D23/366
D633,610 S * 3/2011 Wu D23/366
D658,753 S * 5/2012 Zhang et al. D23/366
D662,582 S * 6/2012 Olchovy et al. D23/366
D666,284 S * 8/2012 Robinson et al. D23/368
D670,370 S * 11/2012 Olchovy et al. D23/366
D676,539 S * 2/2013 Sanders D23/366
D676,540 S * 2/2013 Sanders D23/366
D683,008 S * 5/2013 Olchovy et al. D23/366
D713,516 S * 9/2014 Belozerova et al. D23/366
D713,948 S * 9/2014 Westphal D23/366
2003/0038133 A1 * 2/2003 Liu 220/253
2008/0023568 A1 * 1/2008 Weggelaar et al. 239/43
2008/0257978 A1 * 10/2008 Marth et al. 239/60

* cited by examiner

Primary Examiner — Sandra Snapp

(74) *Attorney, Agent, or Firm* — Nancy M. Klembus

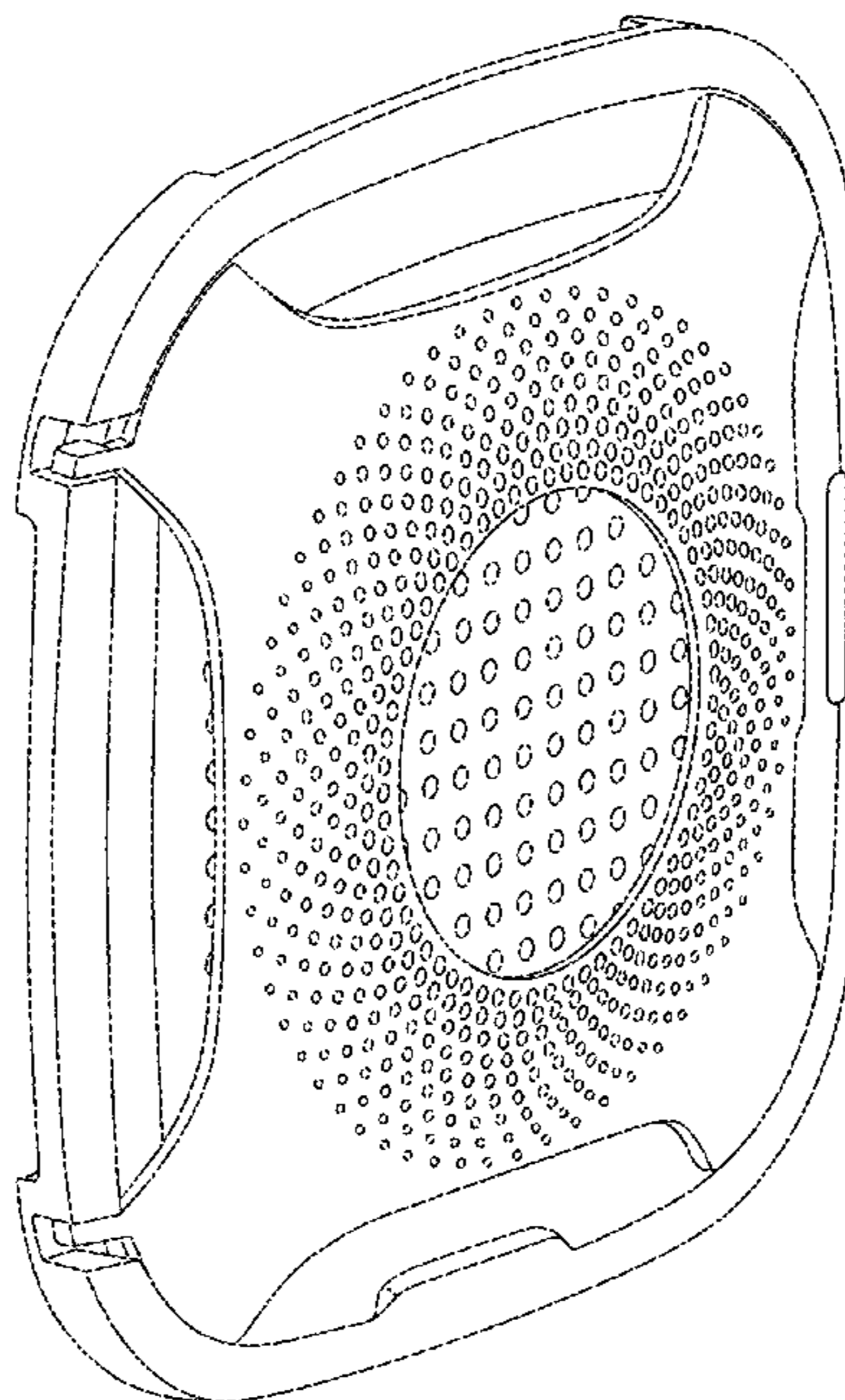
(57) **CLAIM**

We claim the ornamental design for an odor control housing,
as shown and described.

DESCRIPTION

FIG. 1 is a front perspective view showing our new design of
an odor control housing;
FIG. 2 is a rear perspective view of the odor control housing;
FIG. 3 is a front elevation view of the odor control housing;
FIG. 4 is a rear elevation view of the odor control housing;
FIG. 5 is a bottom view of the odor control housing;
FIG. 6 is a top view of the odor control housing; and,
FIG. 7 is a left side elevation view of the odor control housing.

1 Claim, 5 Drawing Sheets



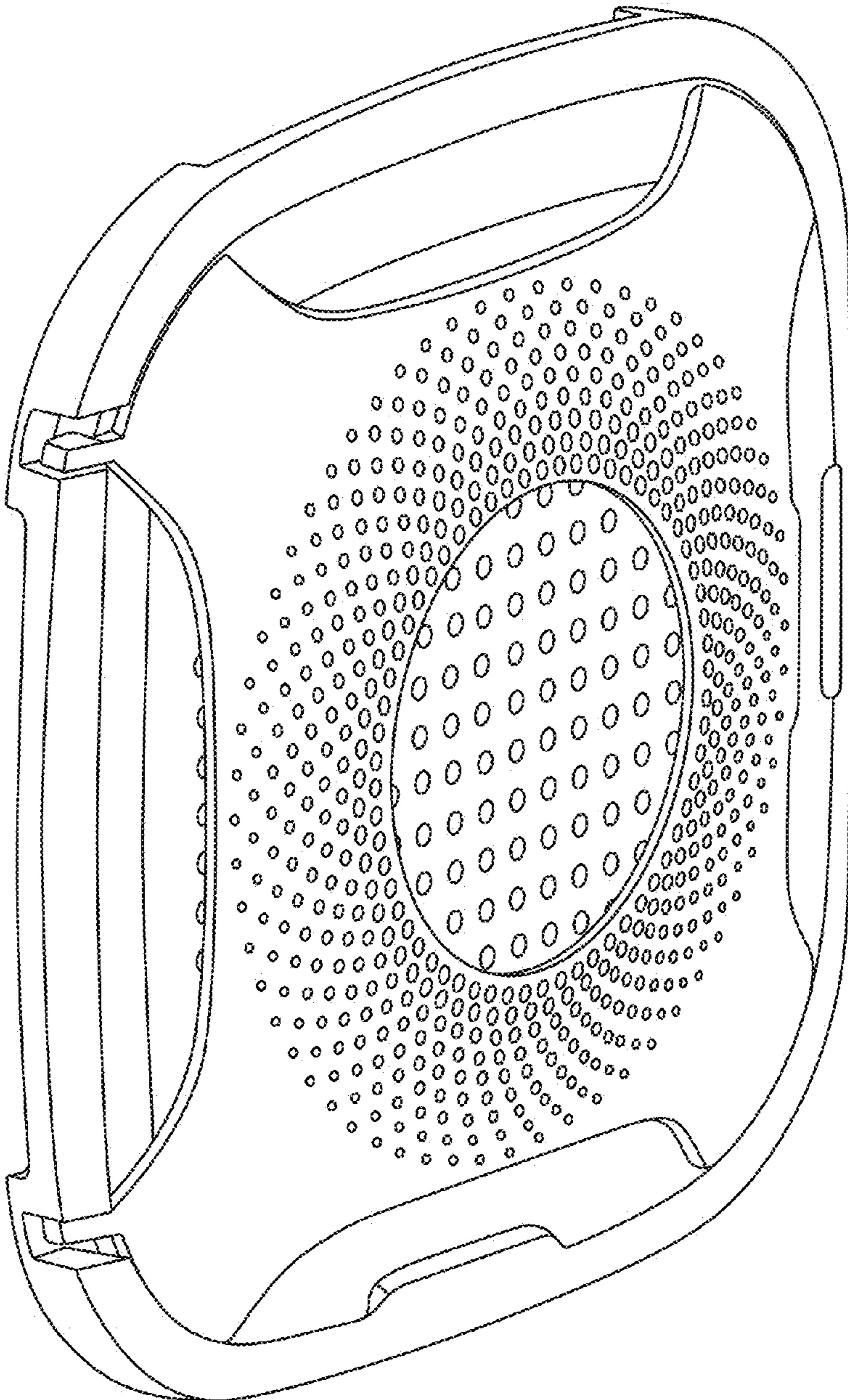


FIG. 1

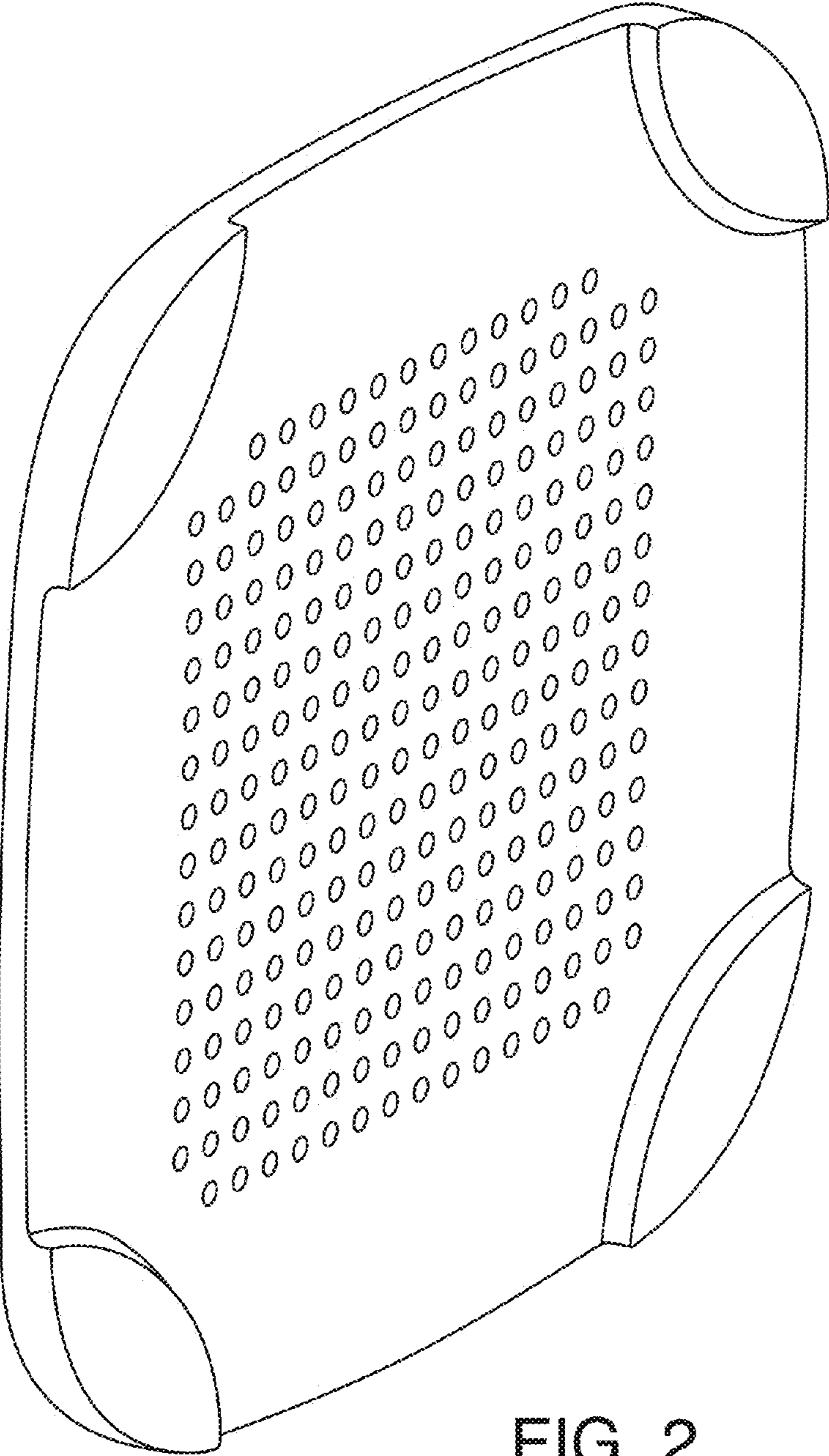


FIG. 2

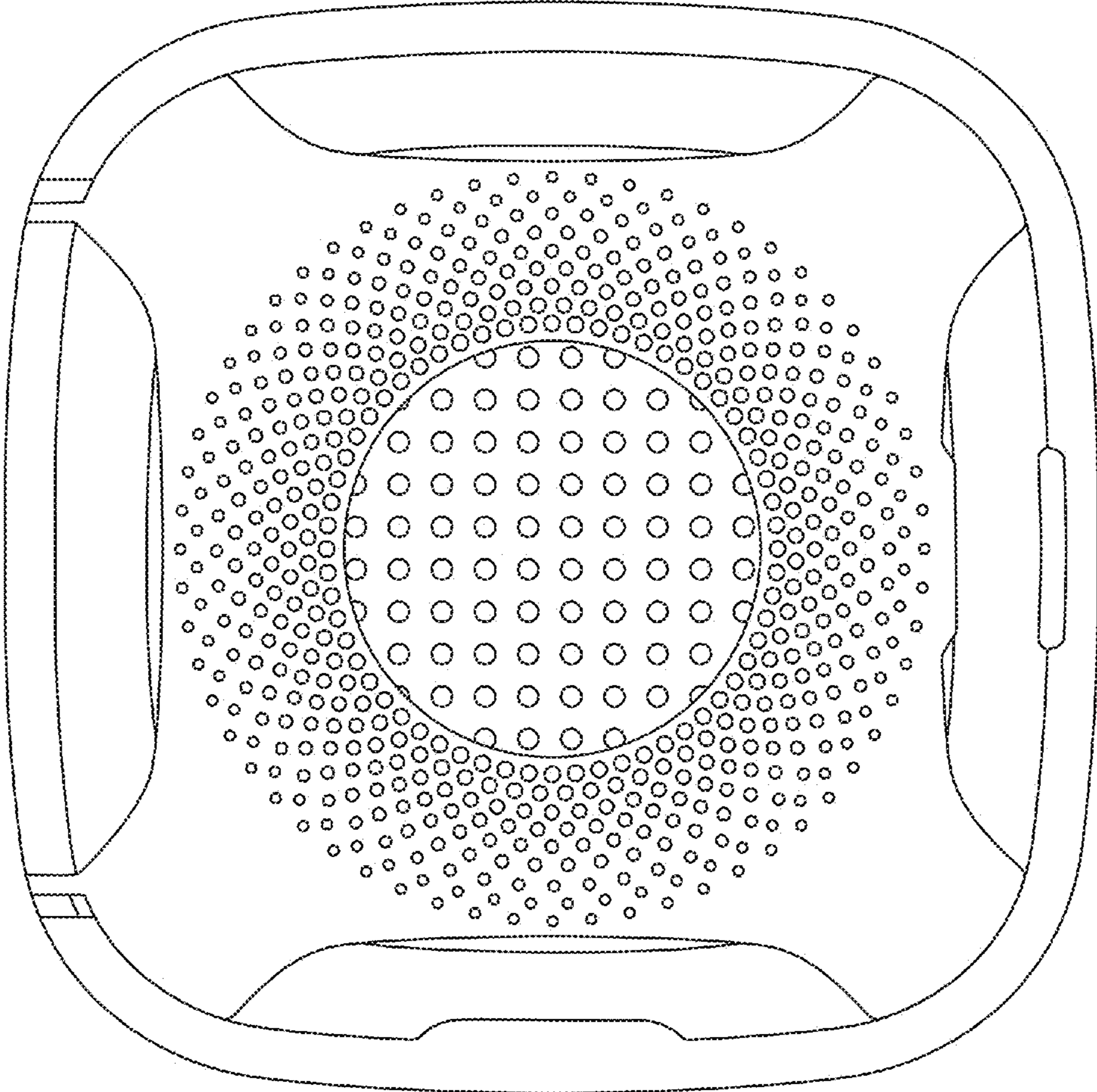


FIG. 3

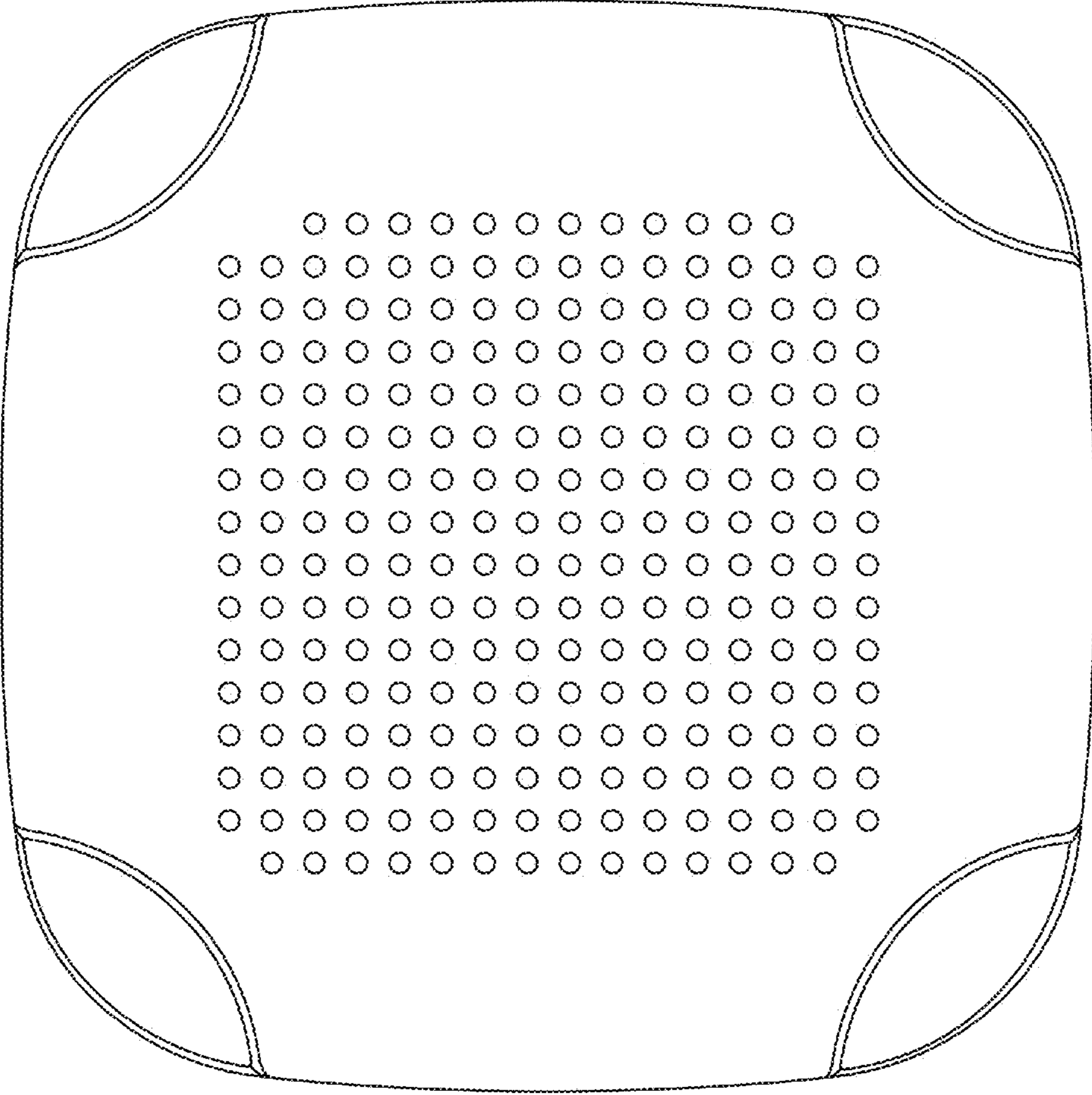


FIG. 4




FIG. 5

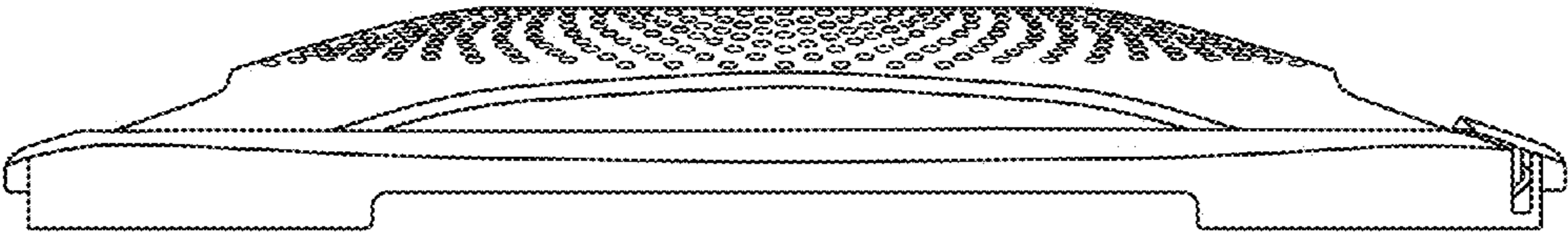


FIG. 6




FIG. 7