

US00D729364S

(12) **United States Design Patent**  
**Choi et al.**

(10) **Patent No.:** **US D729,364 S**

(45) **Date of Patent:** **\*\* May 12, 2015**

(54) **AIR CONDITIONER**

(56) **References Cited**

(71) Applicant: **Samsung Electronics Co., Ltd.**,  
Suwon-si, Gyeonggi-Do (KR)

(72) Inventors: **Min Kyung Choi**, Seoul (SE); **Heejae Jeong**, Seongnam-si (KR)

(73) Assignee: **Samsung Electronic Co., Ltd.**,  
Gyeonggi-do (KR)

(\*\*) Term: **14 Years**

(21) Appl. No.: **29/475,427**

(22) Filed: **Dec. 3, 2013**

U.S. PATENT DOCUMENTS

D454,187 S *	3/2002	Wang et al.	.....	D23/351
D481,783 S *	11/2003	Fok	.....	D23/337
D554,745 S *	11/2007	Urfig	.....	D23/351
D580,032 S *	11/2008	Kim et al.	.....	D23/351
D683,005 S *	5/2013	Park et al.	.....	D23/351
D689,993 S *	9/2013	Yoon et al.	.....	D23/351

OTHER PUBLICATIONS

Office Action for corresponding U.S. Appl. No. 29/454,900 dated Jan. 22, 2014.

Office Action for corresponding U.S. Appl. No. 29/470,707 dated Jan. 22, 2014.

\* cited by examiner

*Primary Examiner* — Brian N Vinson

(74) *Attorney, Agent, or Firm* — Harness, Dickey & Pierce

**Related U.S. Application Data**

(63) Continuation of application No. 29/454,900, filed on May 15, 2013, now Pat. No. Des. 717,419.

(57) **CLAIM**

The ornamental design for an air conditioner, as shown and described.

(30) **Foreign Application Priority Data**

Nov. 20, 2012 (KR) ..... 30-2012-0055446  
Nov. 20, 2012 (KR) ..... 30-2012-0055447

(51) **LOC (10) Cl.** ..... **23-04**

(52) **U.S. Cl.**  
USPC ..... **D23/351**

(58) **Field of Classification Search**  
USPC ..... D23/314, 317, 332-333, 337, 351;  
312/236; 62/259.1, 259.3, 259.4,  
62/262-263, 304, 401, 515-516;  
454/330-331, 349-350, 354

See application file for complete search history.

**DESCRIPTION**

FIG. 1 is a front perspective view of an air conditioner, showing my new design;  
FIG. 2 is a front view thereof;  
FIG. 3 is a rear view thereof;  
FIG. 4 is a left-side view thereof;  
FIG. 5 is a right-side view thereof;  
FIG. 6 is a top plan view thereof; and,  
FIG. 7 is a bottom plan view thereof.  
The broken lines are for illustrative purposes only and form no part of the claimed design.

**1 Claim, 7 Drawing Sheets**

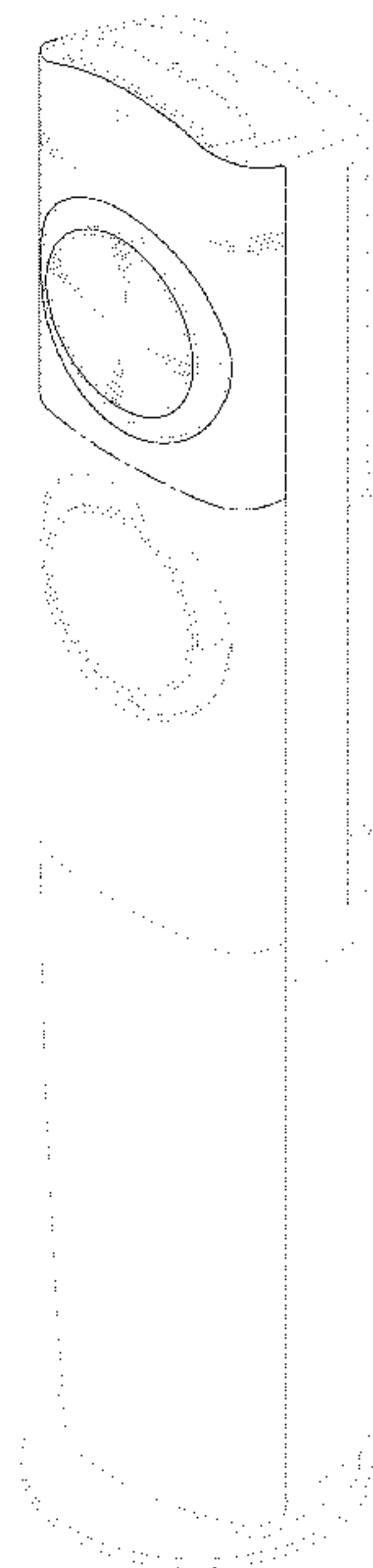


FIG. 1

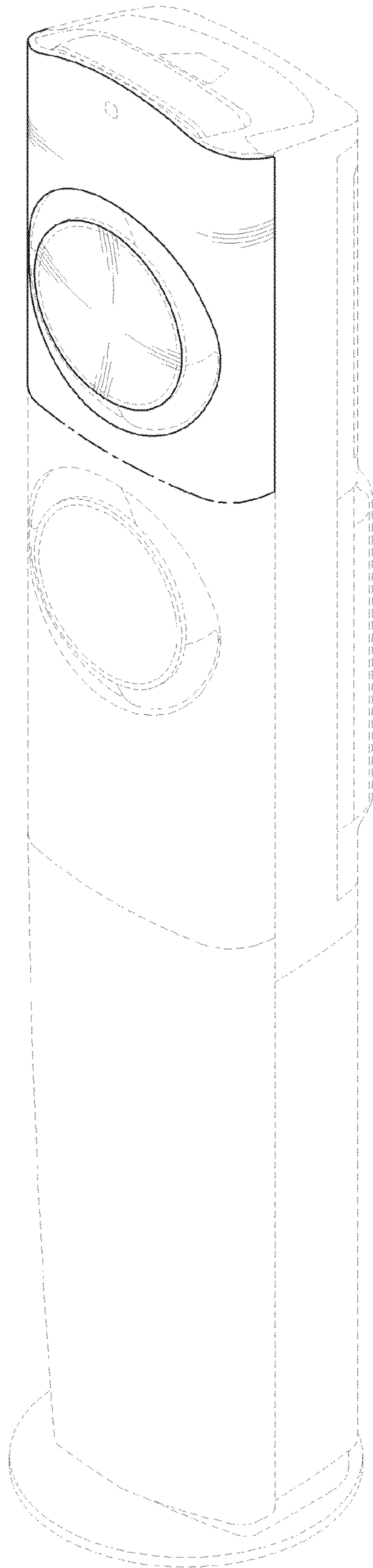


FIG. 2




FIG. 3

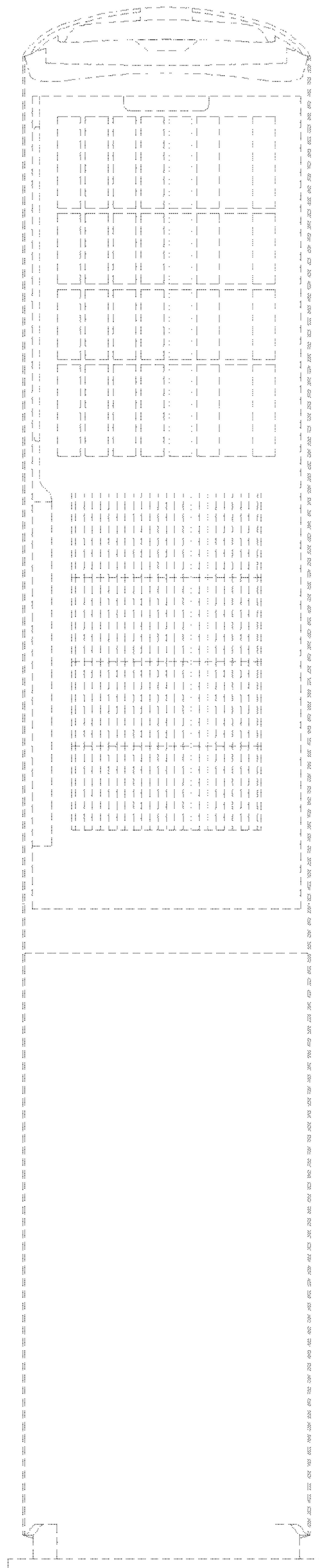


FIG. 4

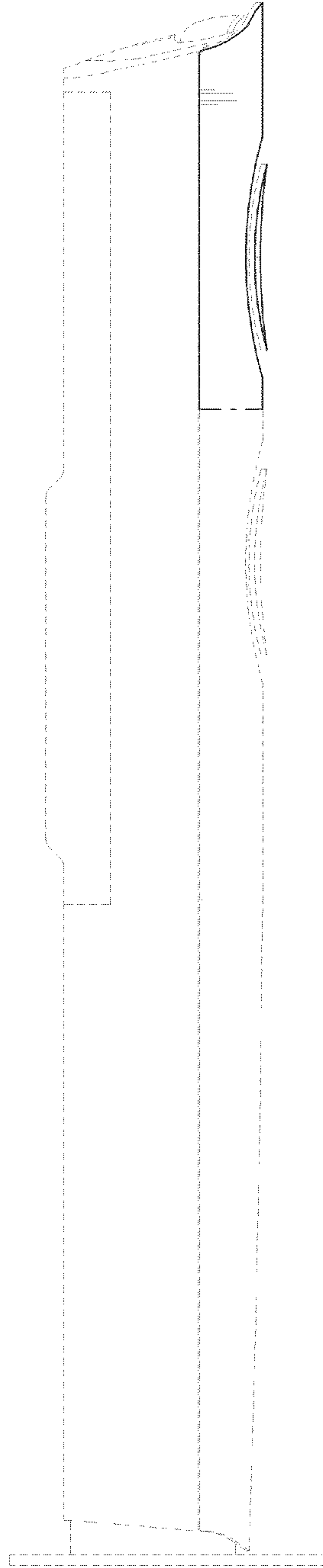
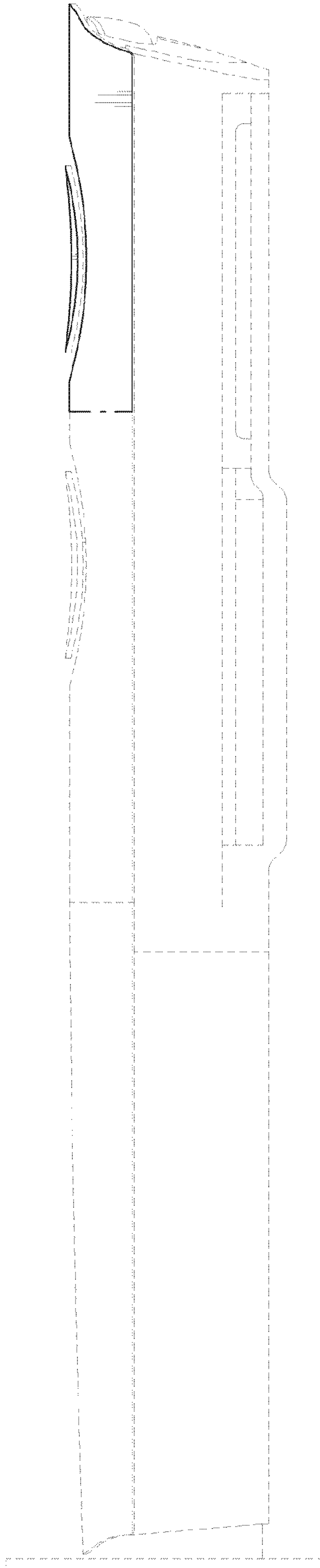
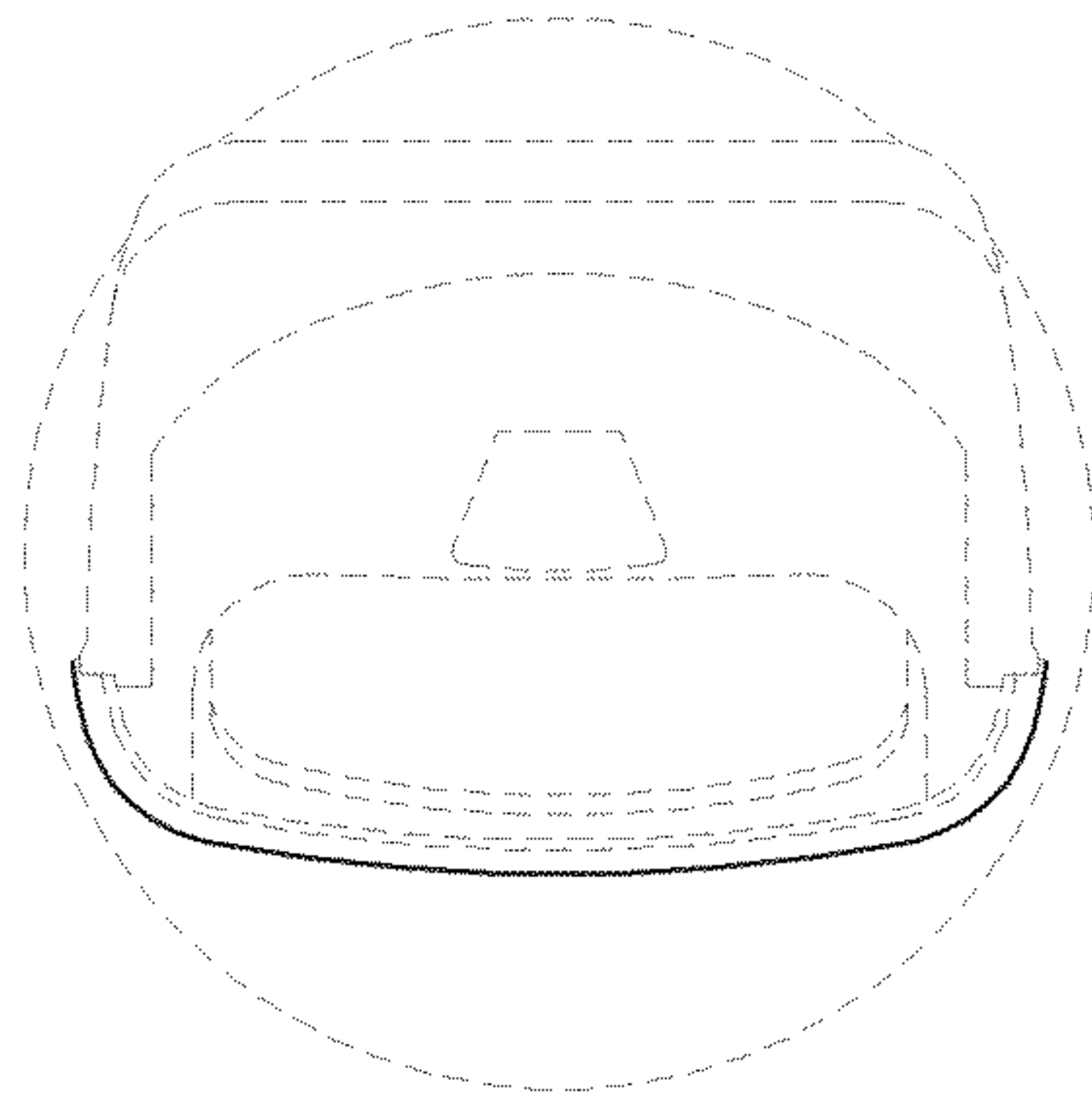


FIG. 5



**FIG. 6**



**FIG. 7**

