



US00D729363S

(12) **United States Design Patent**
Choi et al.

(10) **Patent No.:** **US D729,363 S**
(45) **Date of Patent:** **** May 12, 2015**

(54) **AIR CONDITIONER**

- (71) Applicant: **Samsung Electronics Co., Ltd.**,
Suwon-Si, Gyeonggi-Do (KR)
- (72) Inventors: **Min Kyung Choi**, Seoul (KR); **Heejae Jeong**, Seongnam-si (KR)
- (73) Assignee: **Samsung Electronics Co., Ltd.**,
Gyeonggi-do (KR)
- (**) Term: **14 Years**

(21) Appl. No.: **29/473,391**

(22) Filed: **Nov. 21, 2013**

Related U.S. Application Data

- (60) Division of application No. 29/470,707, filed on Oct. 24, 2013, now Pat. No. Des. 713,022, which is a continuation of application No. 29/454,900, filed on May 15, 2013, now Pat. No. Des. 717,419.

(30) **Foreign Application Priority Data**

- Nov. 20, 2012 (KR) 30-2012-0055446
- Nov. 20, 2012 (KR) 30-2012-0055447

(51) **LOC (10) Cl.** **23-04**

(52) **U.S. Cl.**
USPC **D23/351**

(58) **Field of Classification Search**
USPC D23/314, 317, 332-333, 337, 351;
312/236; 62/259.1, 259.3, 259.4,
62/262-263, 304, 401, 515-516;
454/330-331, 349-350, 354

See application file for complete search history.

(56) **References Cited**

U.S. PATENT DOCUMENTS

- D454,187 S * 3/2002 Wang et al. D23/351
- D481,783 S * 11/2003 Fok D23/337

(Continued)

OTHER PUBLICATIONS

Office Action for corresponding U.S. Appl. No. 29/454,900 dated Jan. 22, 2014.

(Continued)

Primary Examiner — Brian N Vinson

(74) *Attorney, Agent, or Firm* — Harness, Dickey & Pierce

(57) **CLAIM**


The ornamental design for an air conditioner, as shown and described.

DESCRIPTION

FIG. 1 is a front perspective view of an air conditioner, showing my new design;
 FIG. 2 is a front view thereof;
 FIG. 3 is a rear view thereof;
 FIG. 4 is a left-side view thereof;
 FIG. 5 is a right-side view thereof;
 FIG. 6 is a top plan view thereof;
 FIG. 7 is a bottom plan view thereof;
 FIG. 8 is a front perspective view of another embodiment of an air conditioner, showing my new design;
 FIG. 9 is a front view thereof;
 FIG. 10 is a rear view thereof;
 FIG. 11 is a left-side view thereof;
 FIG. 12 is a right-side view thereof;
 FIG. 13 is a top plan view thereof;
 FIG. 14 is a bottom plan view thereof;
 FIG. 15 is a front perspective view of another embodiment of an air conditioner, showing my new design;
 FIG. 16 is a front view thereof;
 FIG. 17 is a rear view thereof;
 FIG. 18 is a left-side view thereof;
 FIG. 19 is a right-side view thereof;
 FIG. 20 is a top plan view thereof;
 FIG. 21 is a bottom plan view thereof;
 FIG. 22 is a front perspective view of another embodiment of an air conditioner, showing my new design;
 FIG. 23 is a front view thereof;
 FIG. 24 is a rear view thereof;
 FIG. 25 is a left-side view thereof;
 FIG. 26 is a right-side view thereof;
 FIG. 27 is a top plan view thereof; and,
 FIG. 28 is a bottom plan view thereof.

The broken lines are for illustrative purposes only and form no part of the claimed design.
 The shade lines in the figures show contour and not surface ornamentation.

1 Claim, 24 Drawing Sheets



(56)

References Cited

OTHER PUBLICATIONS

U.S. PATENT DOCUMENTS

D554,745 S * 11/2007 Urfig D23/351
D580,032 S * 11/2008 Kim et al. D23/351
D683,005 S * 5/2013 Park et al. D23/351
D689,993 S * 9/2013 Yoon et al. D23/351

Office Action for corresponding U.S. Appl. No. 29/470,707 dated

Jan. 22, 2014.

* cited by examiner

FIG. 1

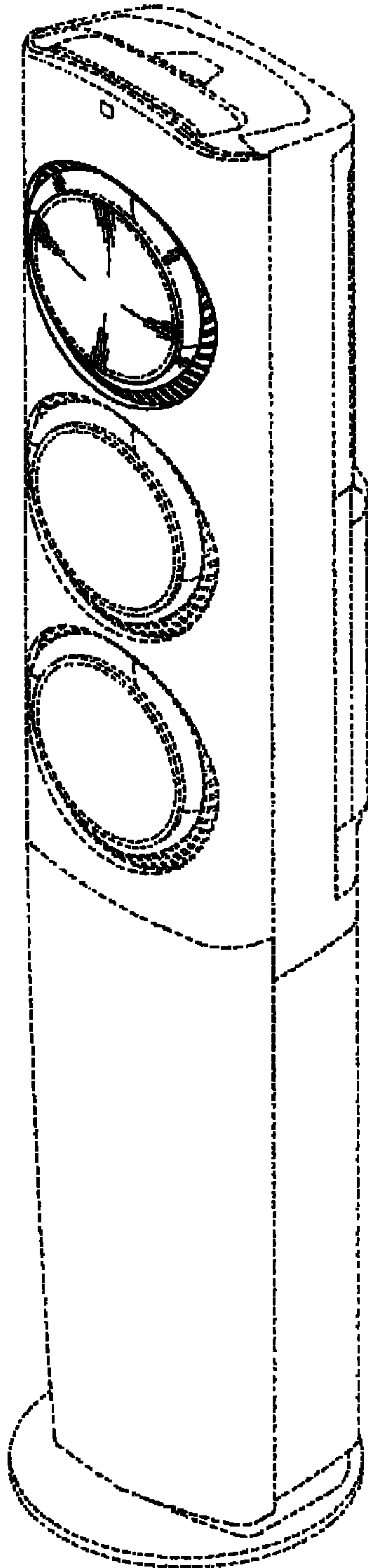


FIG. 2

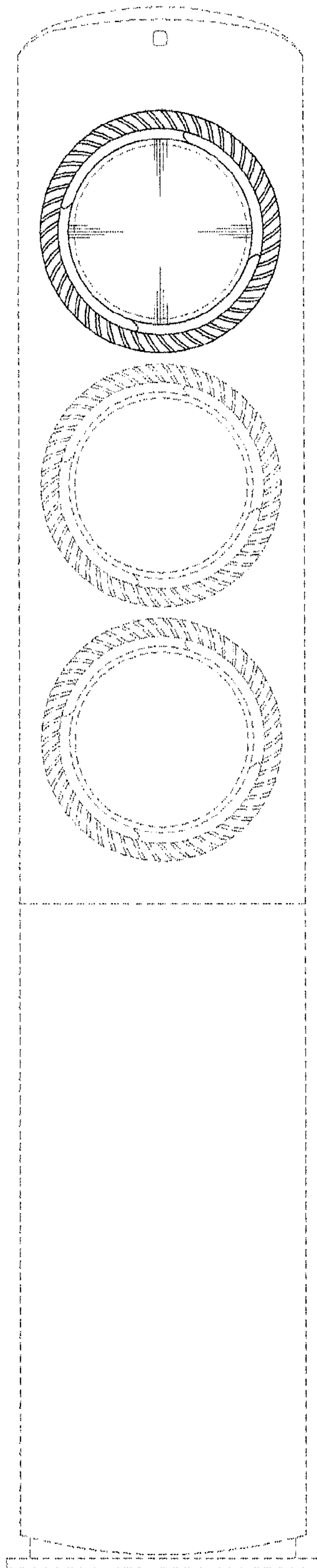


FIG. 3

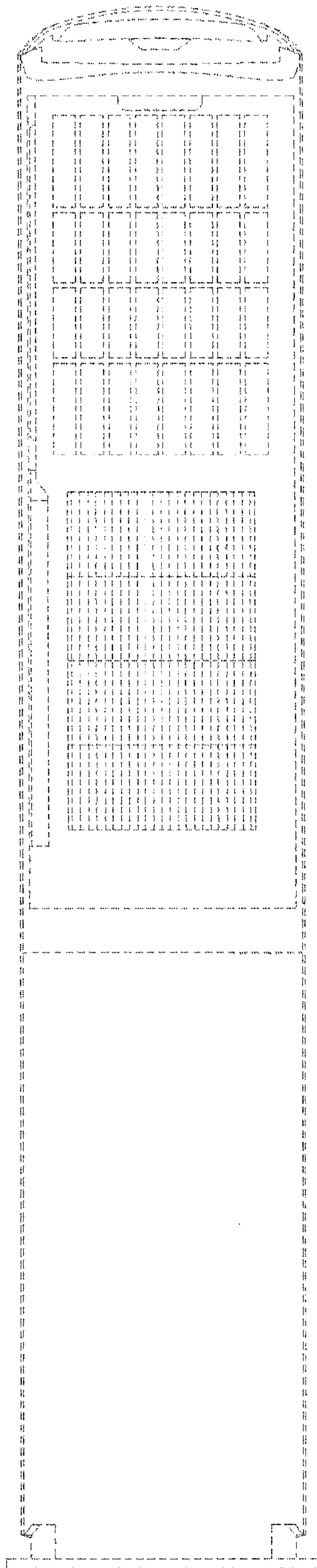


FIG. 4

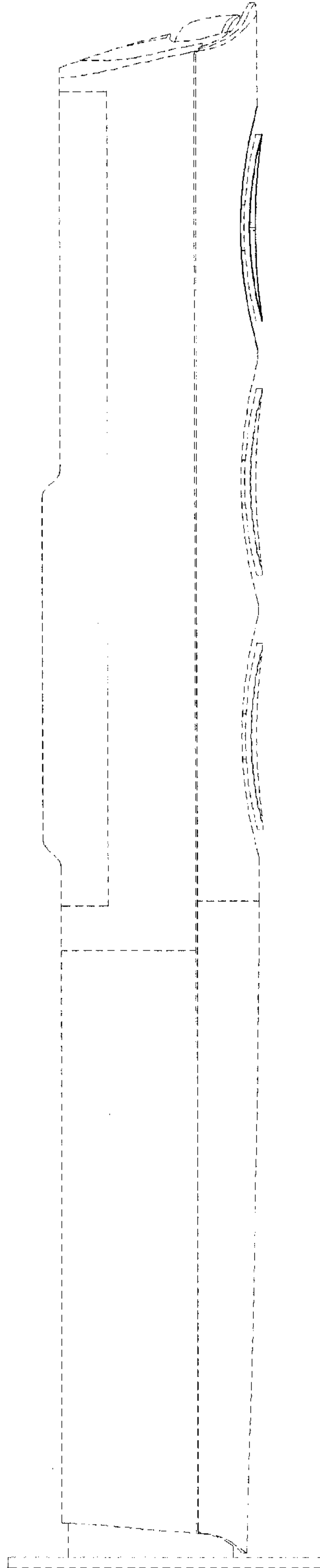


FIG. 5

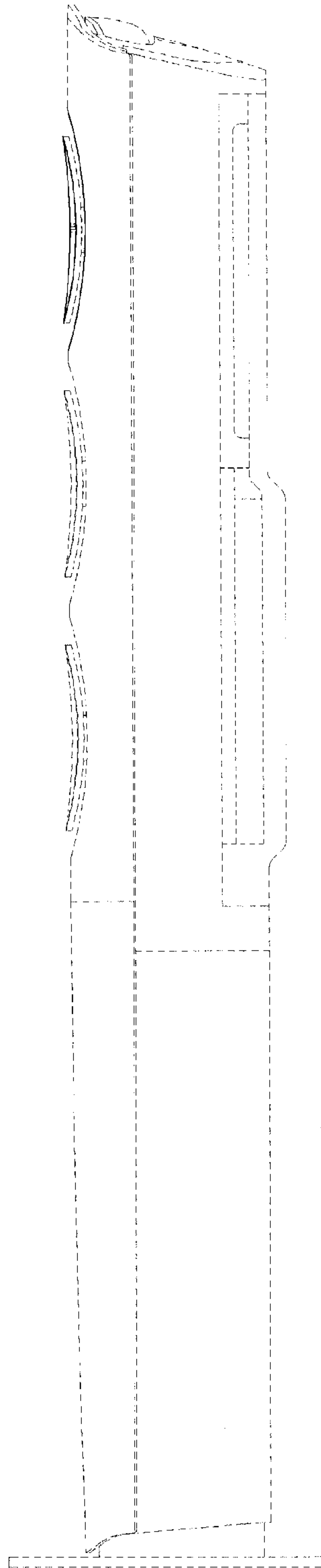


FIG. 6

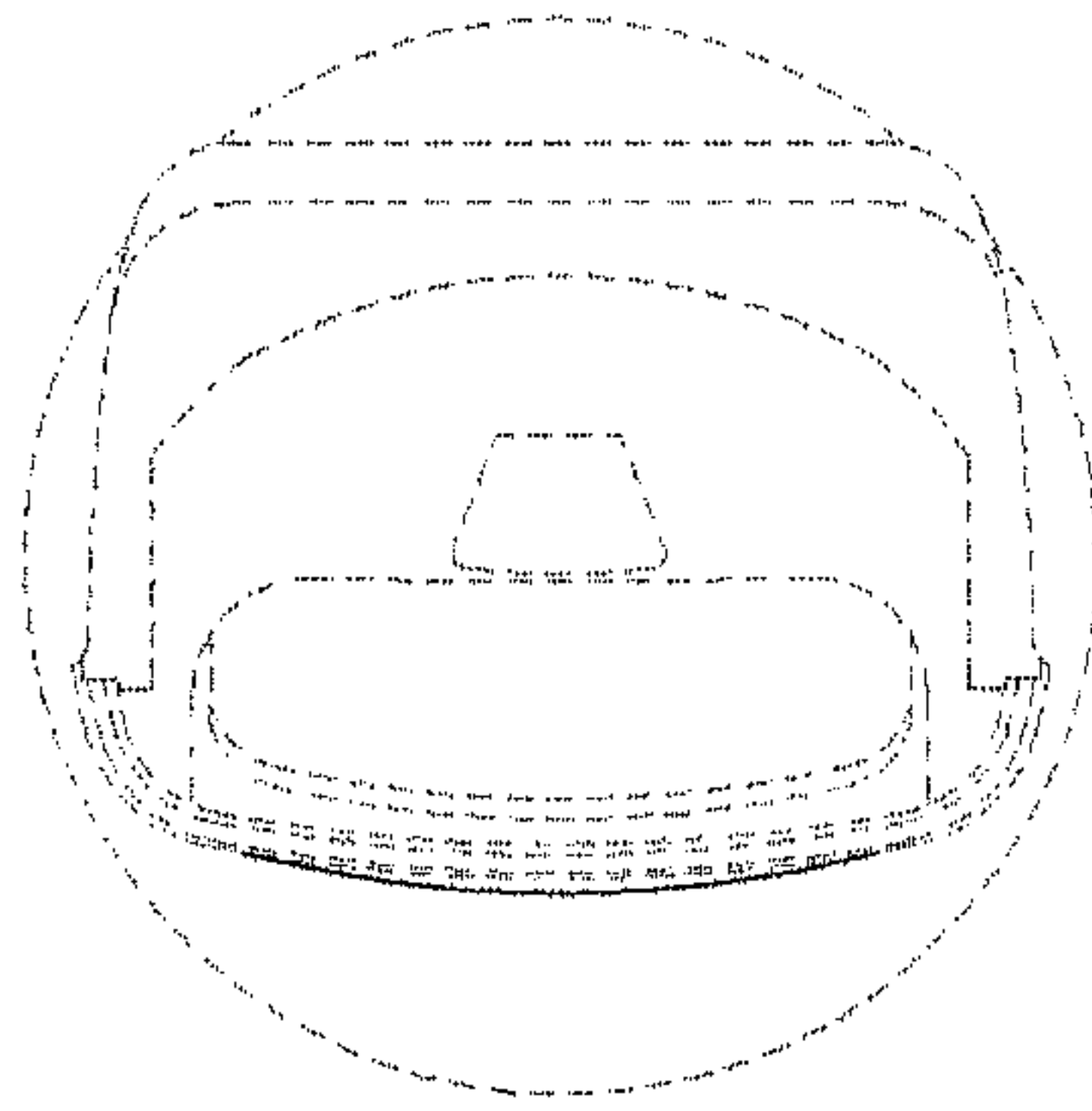


FIG. 7




FIG. 8




FIG. 9

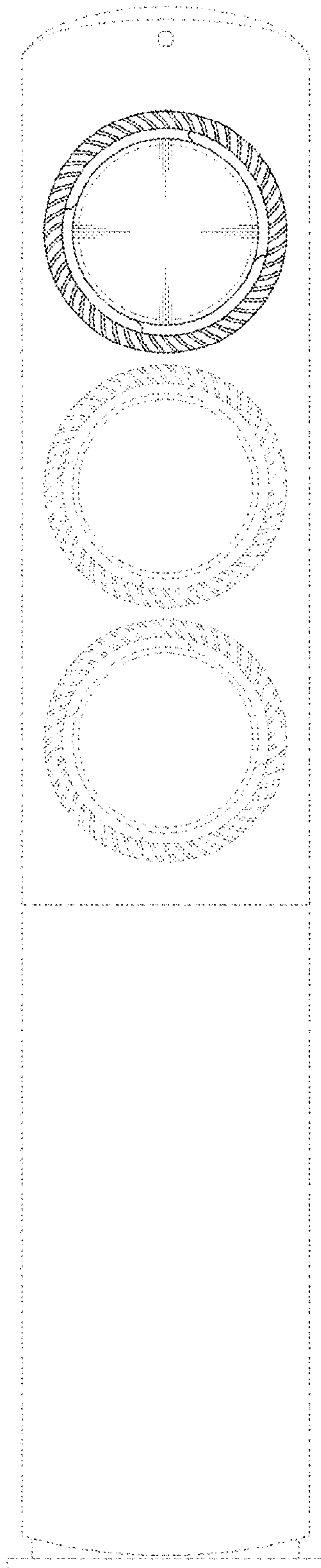


FIG. 10

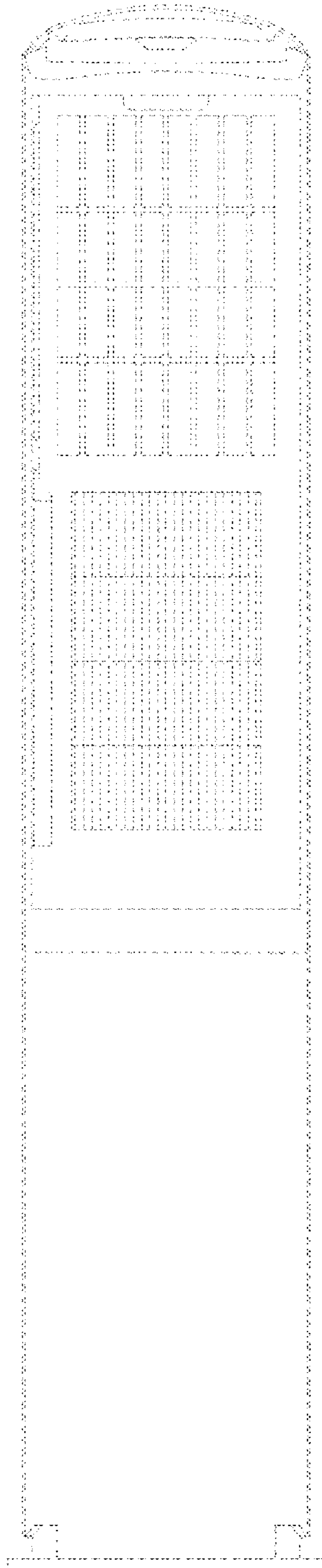


FIG. 11



FIG. 12




FIG. 13

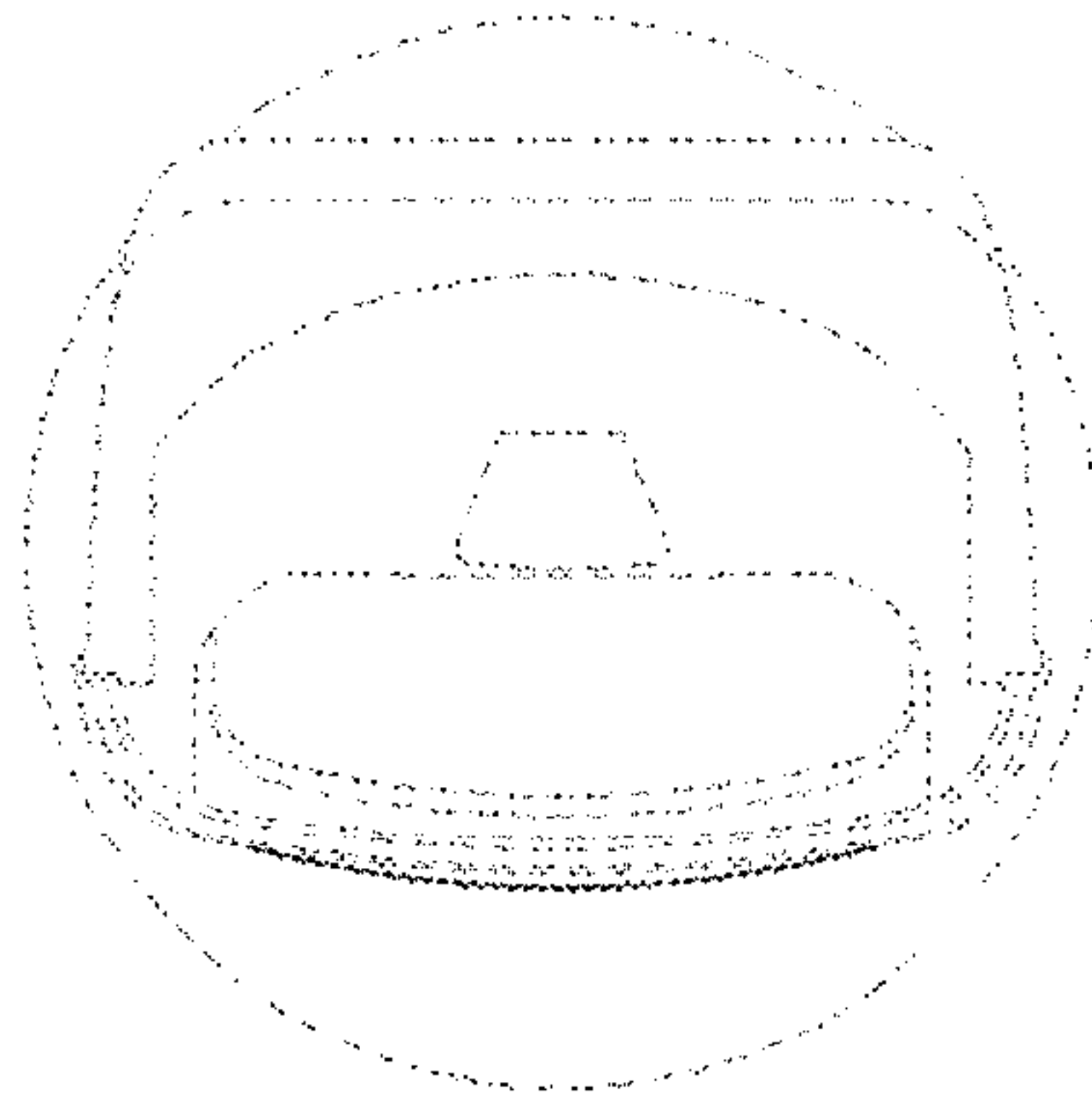


FIG. 14




FIG. 15




FIG. 16




FIG. 17

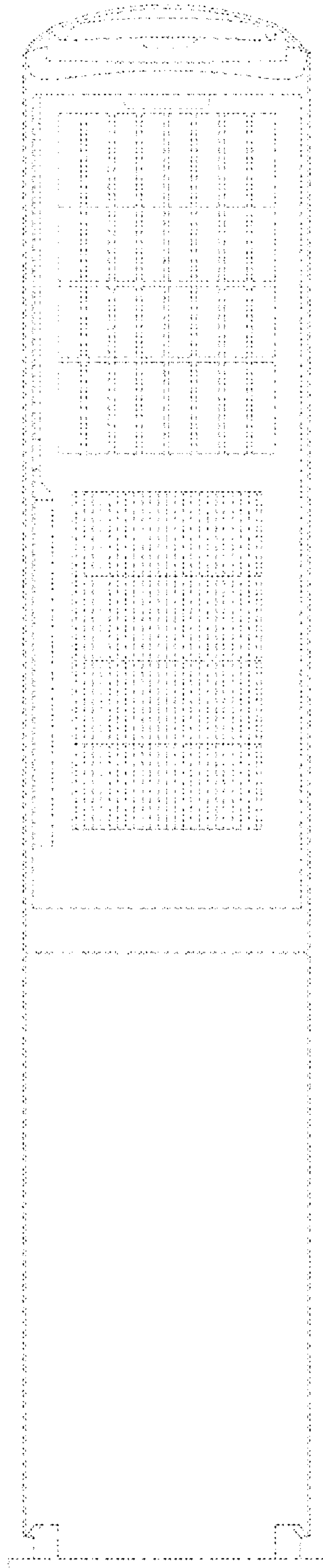


FIG. 18




FIG. 19

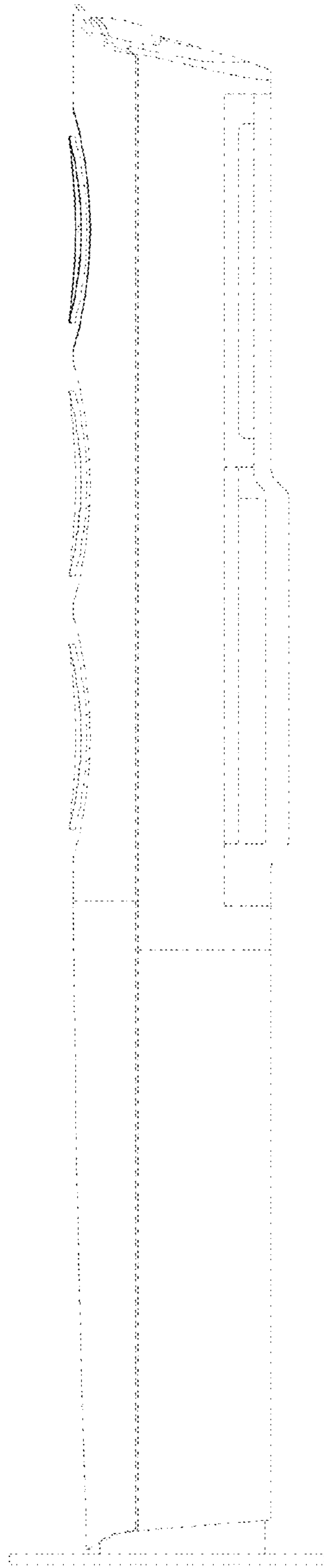


FIG. 20

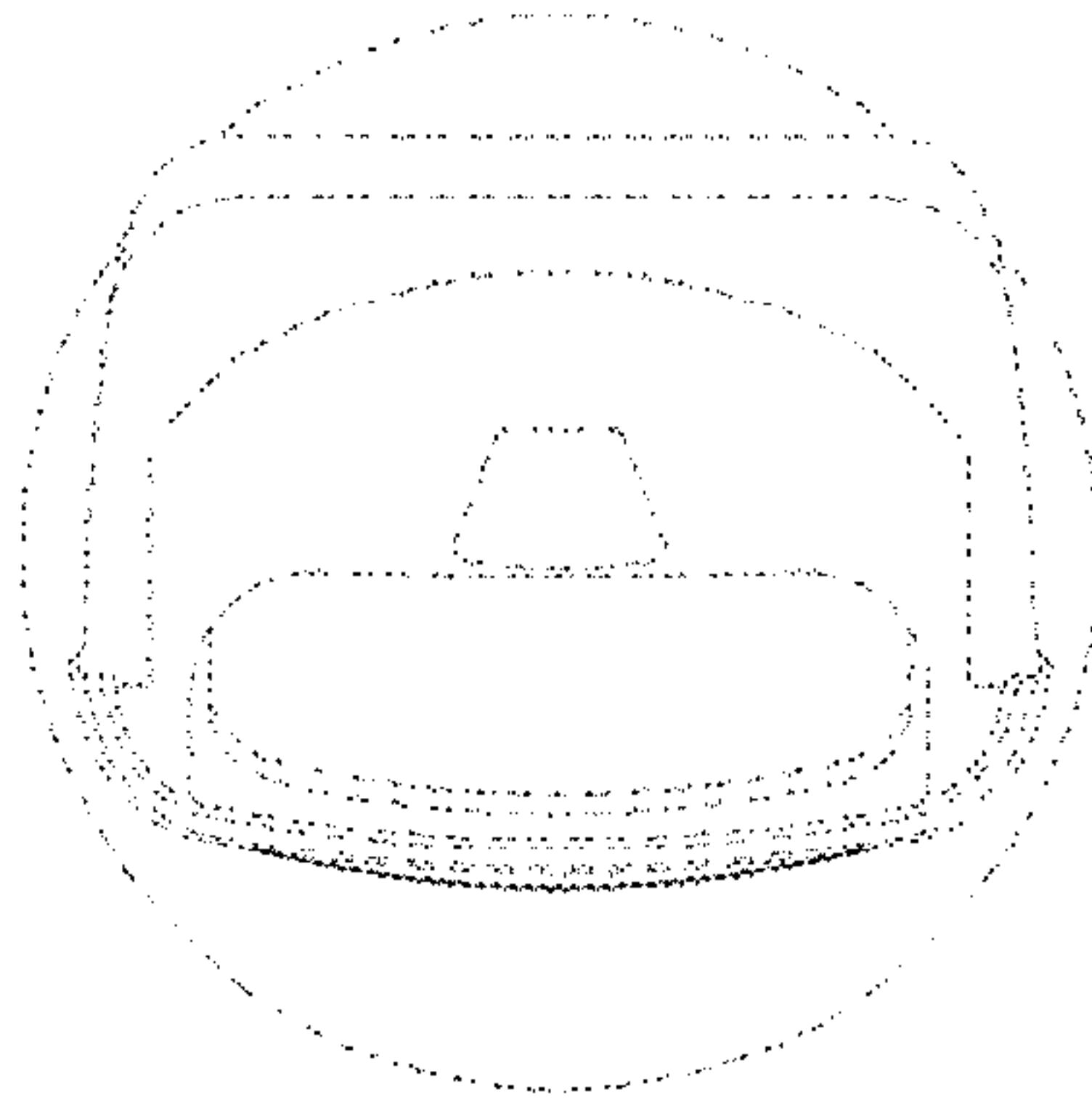


FIG. 21




FIG. 22




FIG. 23

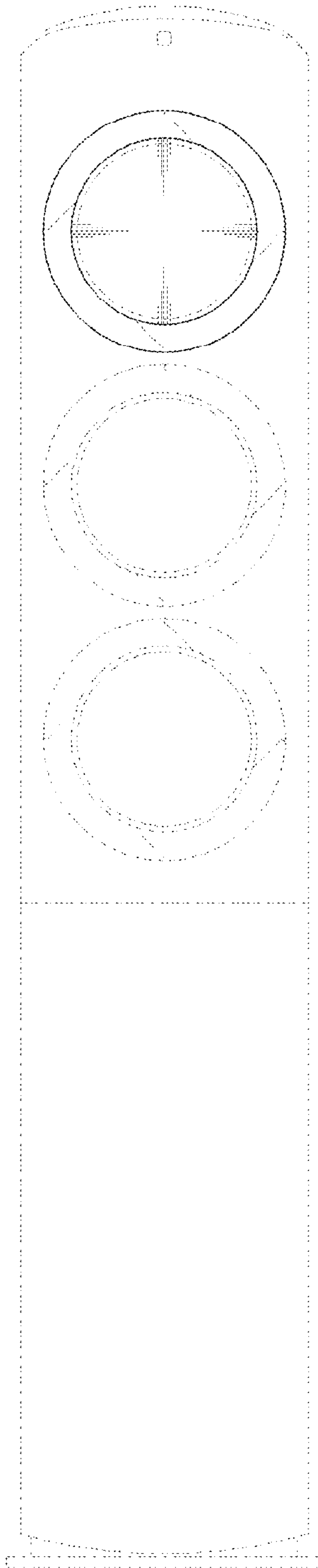


FIG. 24

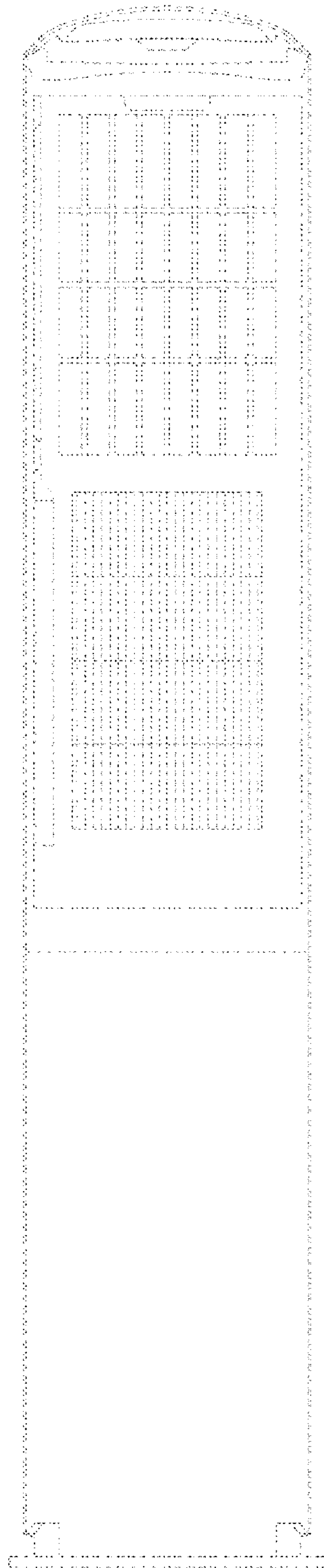


FIG. 25




FIG. 26




FIG. 27

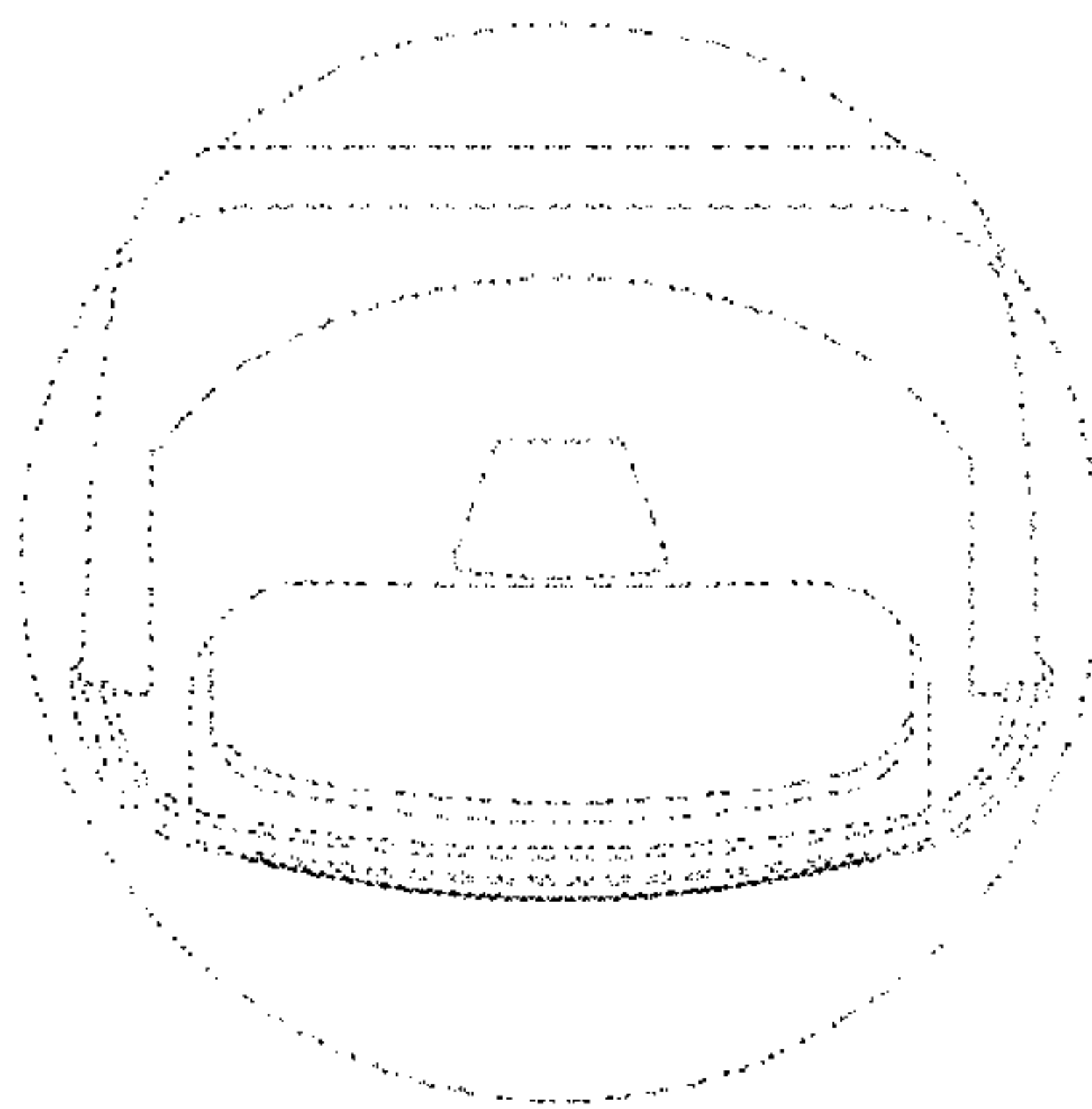


FIG. 28

