



US00D729353S

(12) **United States Design Patent**
Ball et al.

(10) **Patent No.:** **US D729,353 S**

(45) **Date of Patent:** **** May 12, 2015**

(54) **HYDRANT ENCLOSURE**

(71) Applicant: **WCM Industries, Inc.**, Colorado Springs, CO (US)

(72) Inventors: **William T. Ball**, Colorado Springs, CA (US); **Eric Pilarczyk**, Colorado Springs, CO (US)

(73) Assignee: **WCM Industries, Inc.**, Colorado Springs, CO (US)

(**) Term: **14 Years**

(21) Appl. No.: **29/503,653**

(22) Filed: **Sep. 29, 2014**

Related U.S. Application Data

(63) Continuation of application No. 14/317,627, filed on Jun. 27, 2014.

(51) **LOC (10) Cl.** **23-01**

(52) **U.S. Cl.**
USPC **D23/259**

(58) **Field of Classification Search**
USPC D23/259, 233–237, 249, 260–263, 265, D23/266, 499; 137/272, 377, 382; 251/148, 251/149, 153; 285/10–11, 123.2, 124.1, 285/154.1, 242, 284.1, 351
See application file for complete search history.

(56) **References Cited**

U.S. PATENT DOCUMENTS

D180,010	S	*	4/1957	Britton	D23/235
D216,791	S	*	3/1970	Woodford	D23/234
D228,554	S	*	10/1973	Magorien	D23/263
D245,255	S	*	8/1977	Porter	D23/260
D275,616	S	*	9/1984	Gray	D24/110.6
D283,204	S	*	4/1986	McDonald	D10/96

D318,718	S	*	7/1991	Blatt	D23/262
5,964,246	A	*	10/1999	Meeker	137/360
6,948,512	B2	*	9/2005	McKeague	137/15.05
D614,736	S	*	4/2010	Freiler	D23/260
D656,223	S	*	3/2012	Cronje et al.	D23/233
8,353,309	B1	*	1/2013	Embry et al.	137/385
D681,784	S	*	5/2013	Liljegren et al.	D23/262
D715,405	S	*	10/2014	McAlpine	D23/233
D720,046	S	*	12/2014	Morodomi et al.	D23/233
D721,787	S	*	1/2015	Yoshimura et al.	D23/233
D721,788	S	*	1/2015	Pifer	D23/233
D722,674	S	*	2/2015	Lipkens et al.	D23/207
D722,676	S	*	2/2015	Gaertner	D23/233
2004/0000337	A1	*	1/2004	Cooper	137/377
2006/0086921	A1	*	4/2006	Ball	251/148
2011/0062834	A1	*	3/2011	Ball et al.	312/215
2014/0202558	A1	*	7/2014	Chou et al.	137/377
2015/0000767	A1	*	1/2015	Ball et al.	137/382

* cited by examiner

Primary Examiner — Eric Goodman

Assistant Examiner — Amy Wierenga

(74) *Attorney, Agent, or Firm* — Sheridan Ross P.C.

(57) **CLAIM**

The ornamental design for a hydrant enclosure, as shown and described.

DESCRIPTION

FIG. 1 is a perspective view of the hydrant enclosure showing the new design;

FIG. 2 is a front elevation view thereof;

FIG. 3 is a rear elevation view thereof;

FIG. 4 is a right elevation view thereof;

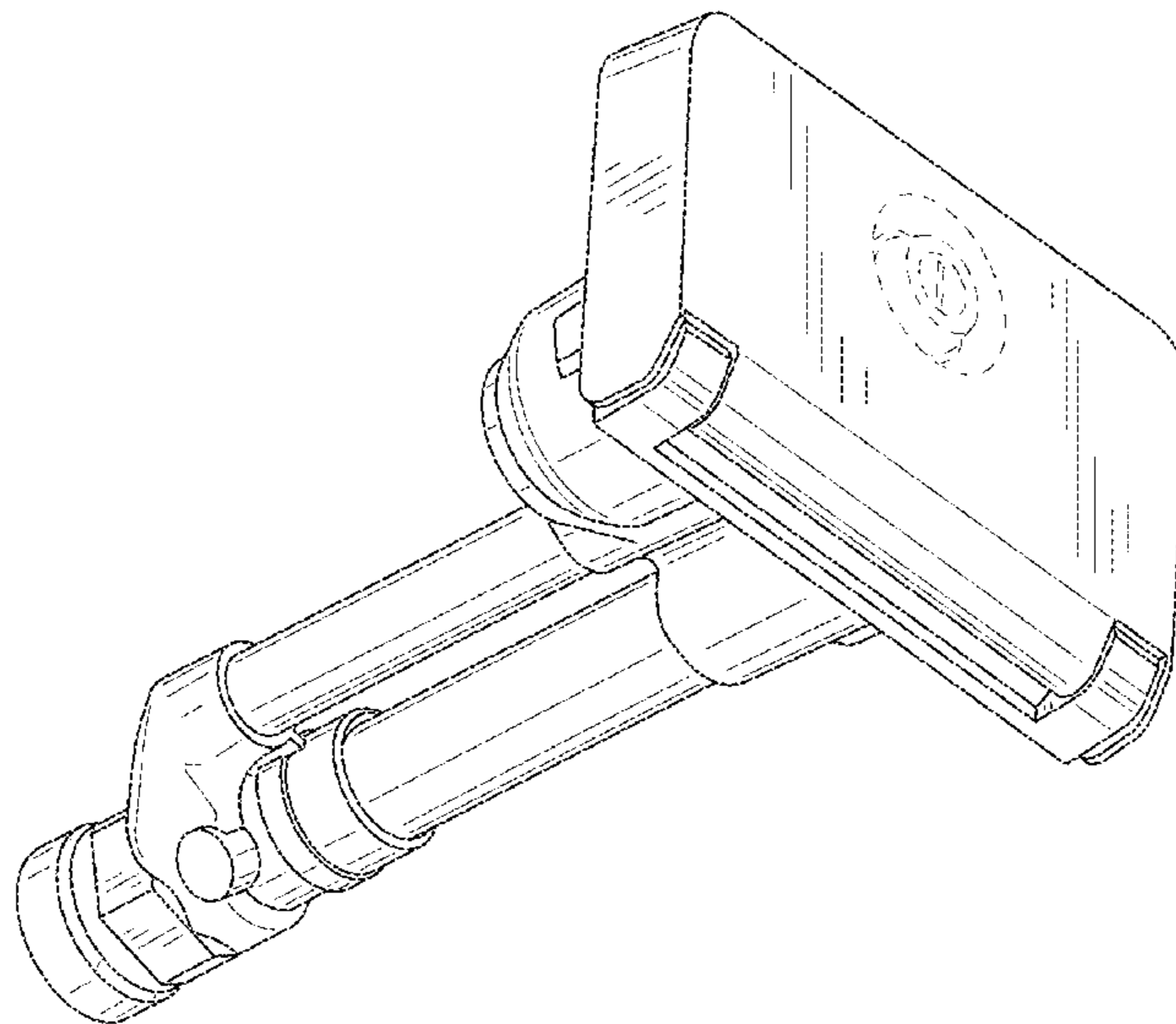
FIG. 5 is a left elevation view thereof;

FIG. 6 is a top plan view thereof; and,

FIG. 7 is a bottom plan view thereof.

The broken line showing is for the purpose of illustrating environment and forms no part of the claimed design.

1 Claim, 6 Drawing Sheets



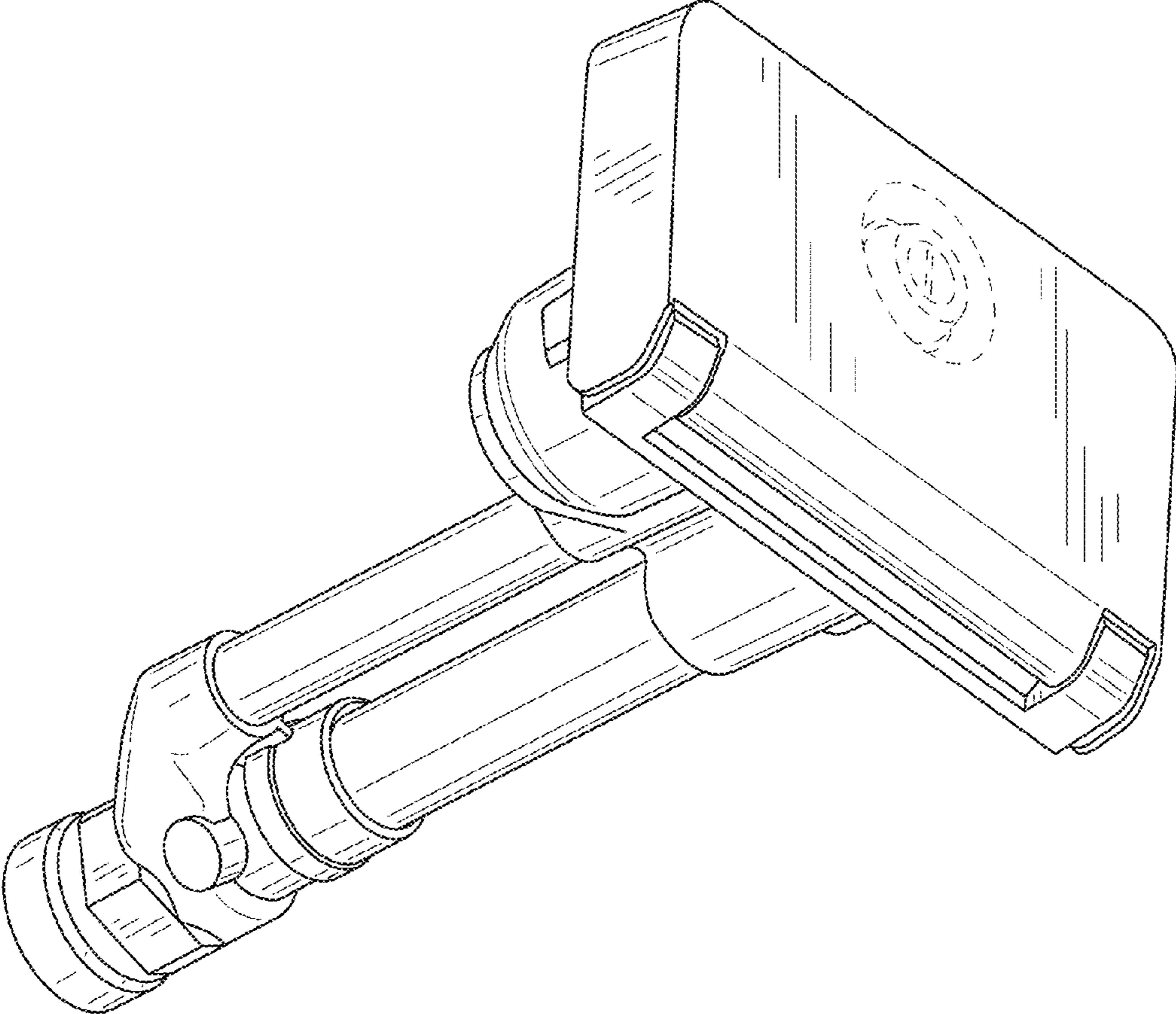


FIG.1

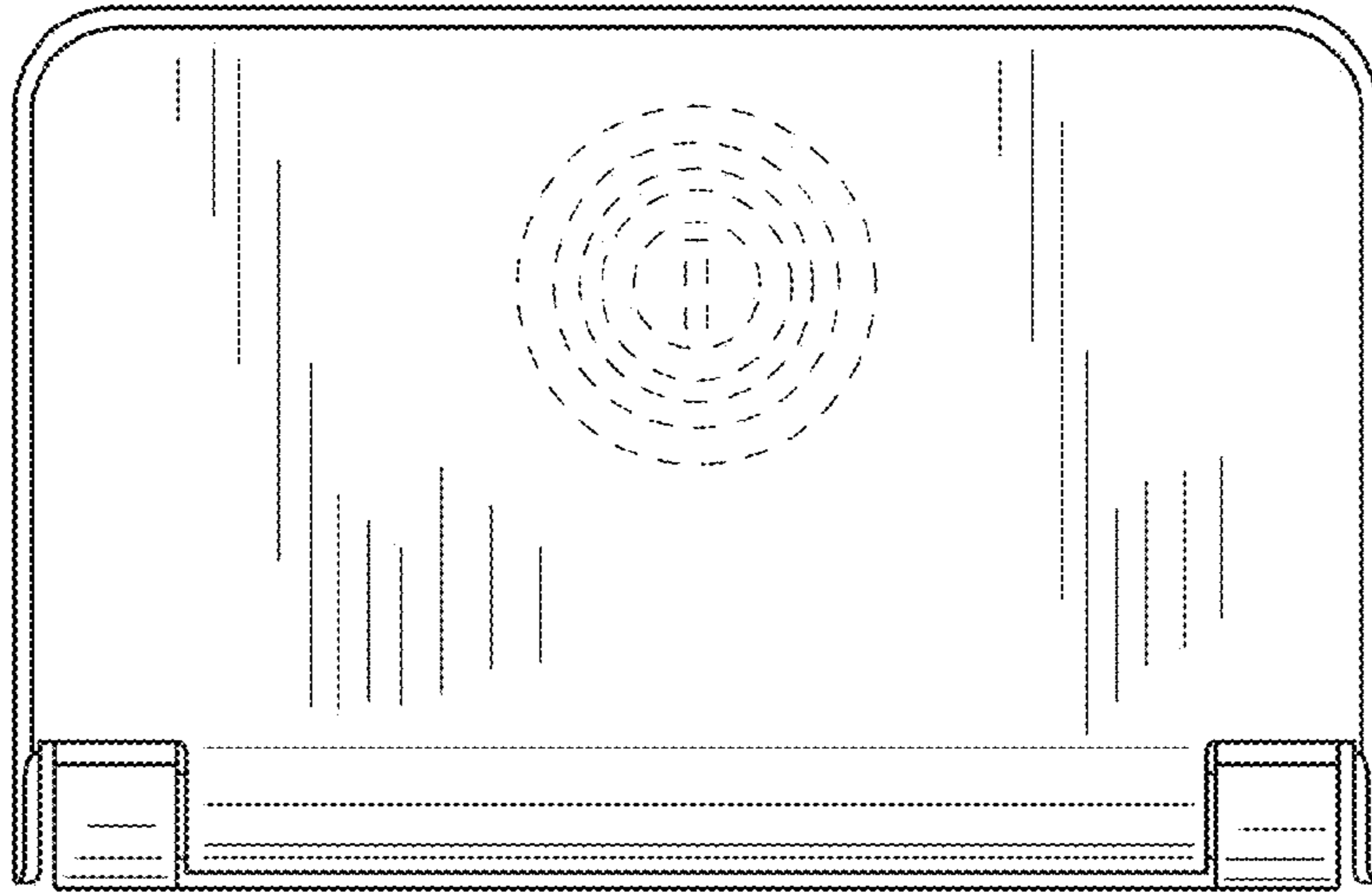


FIG. 2

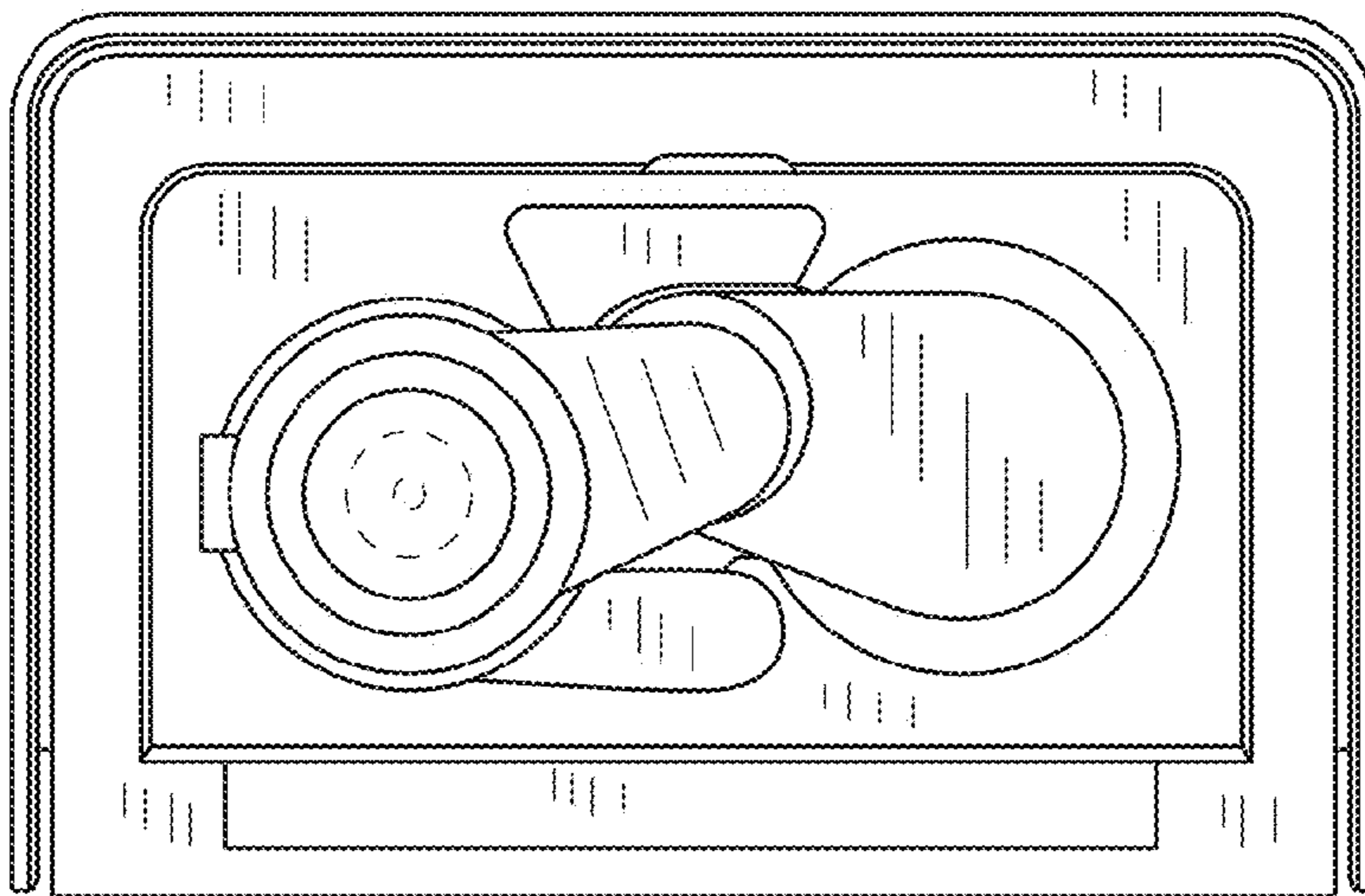


FIG. 3

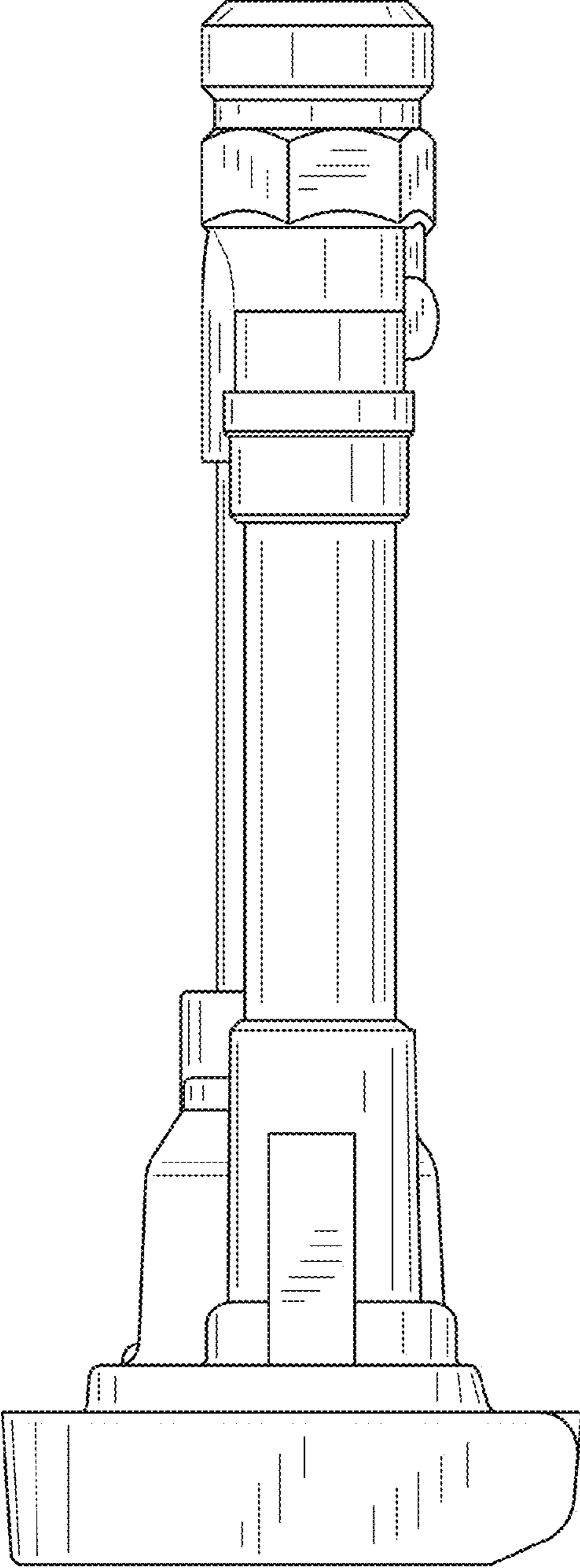


FIG.4

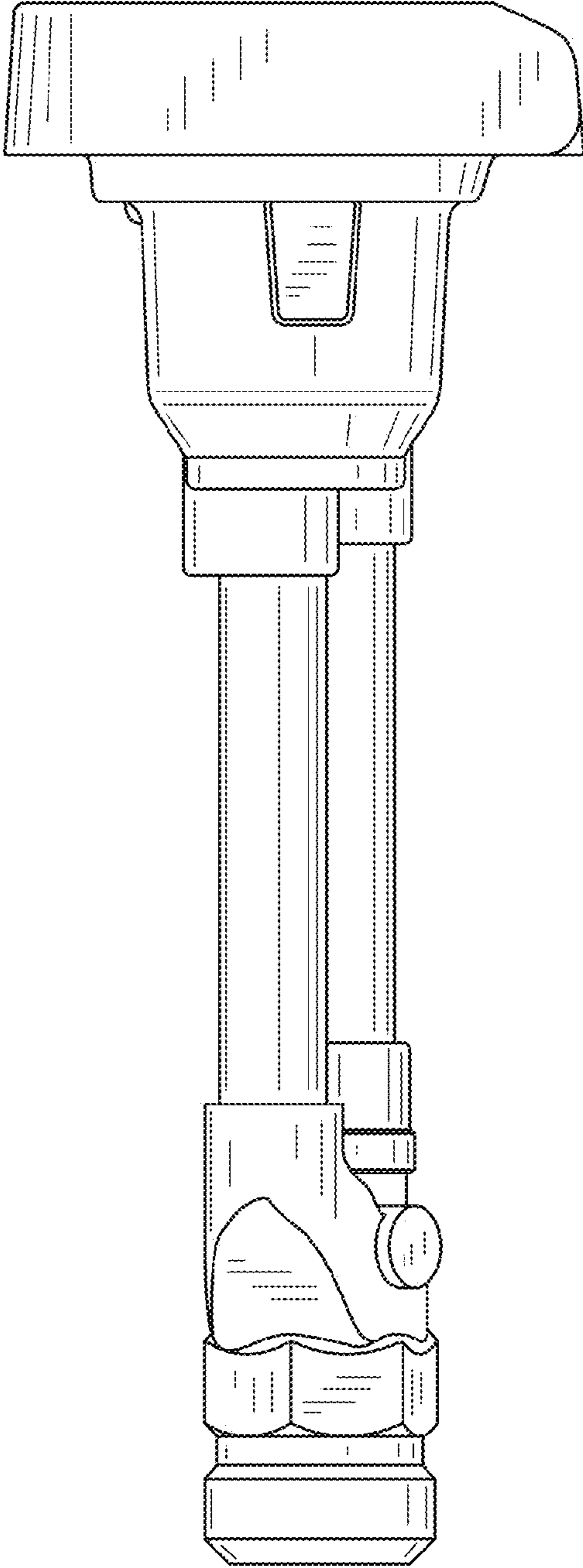


FIG. 5

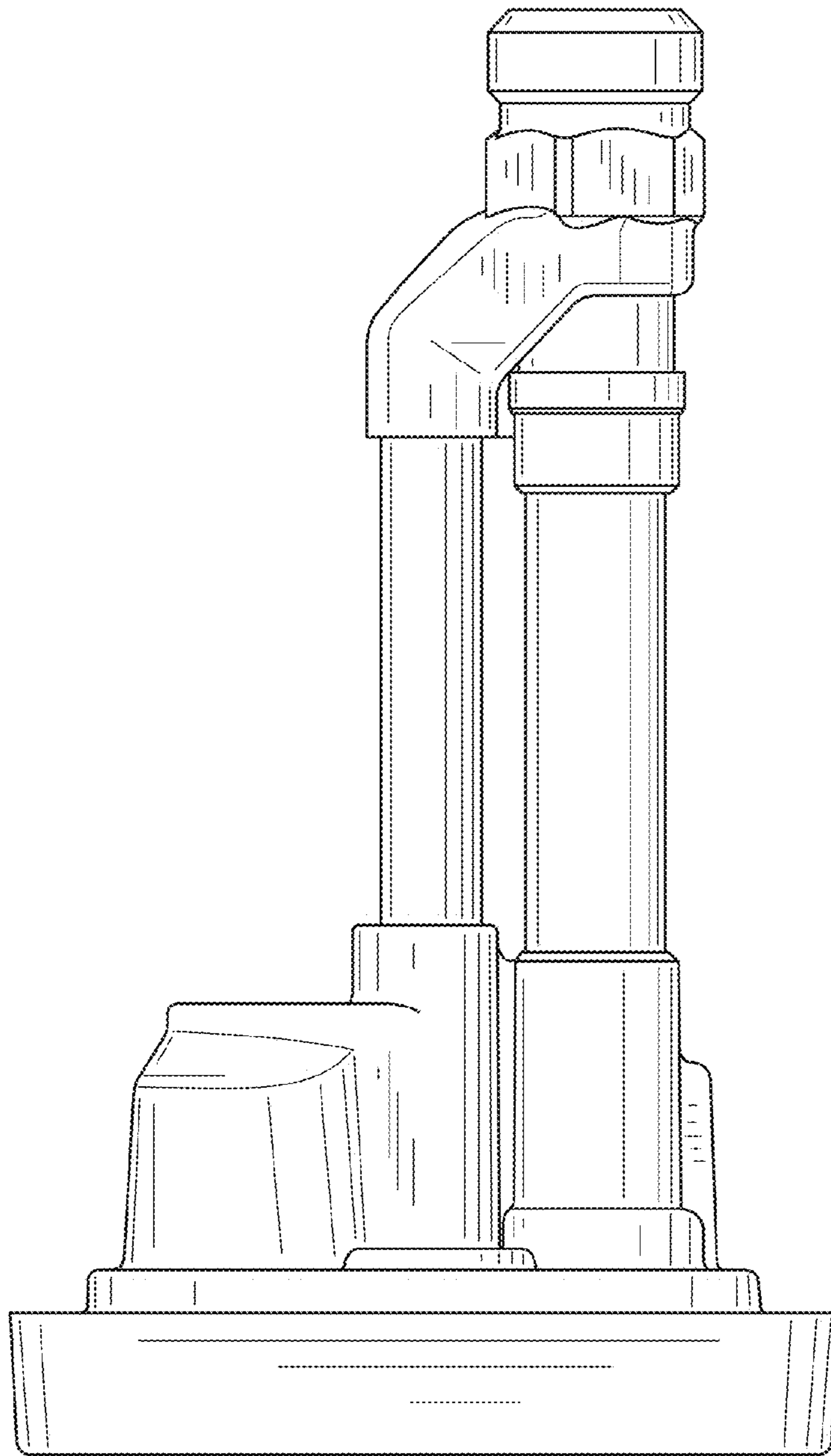


FIG.6

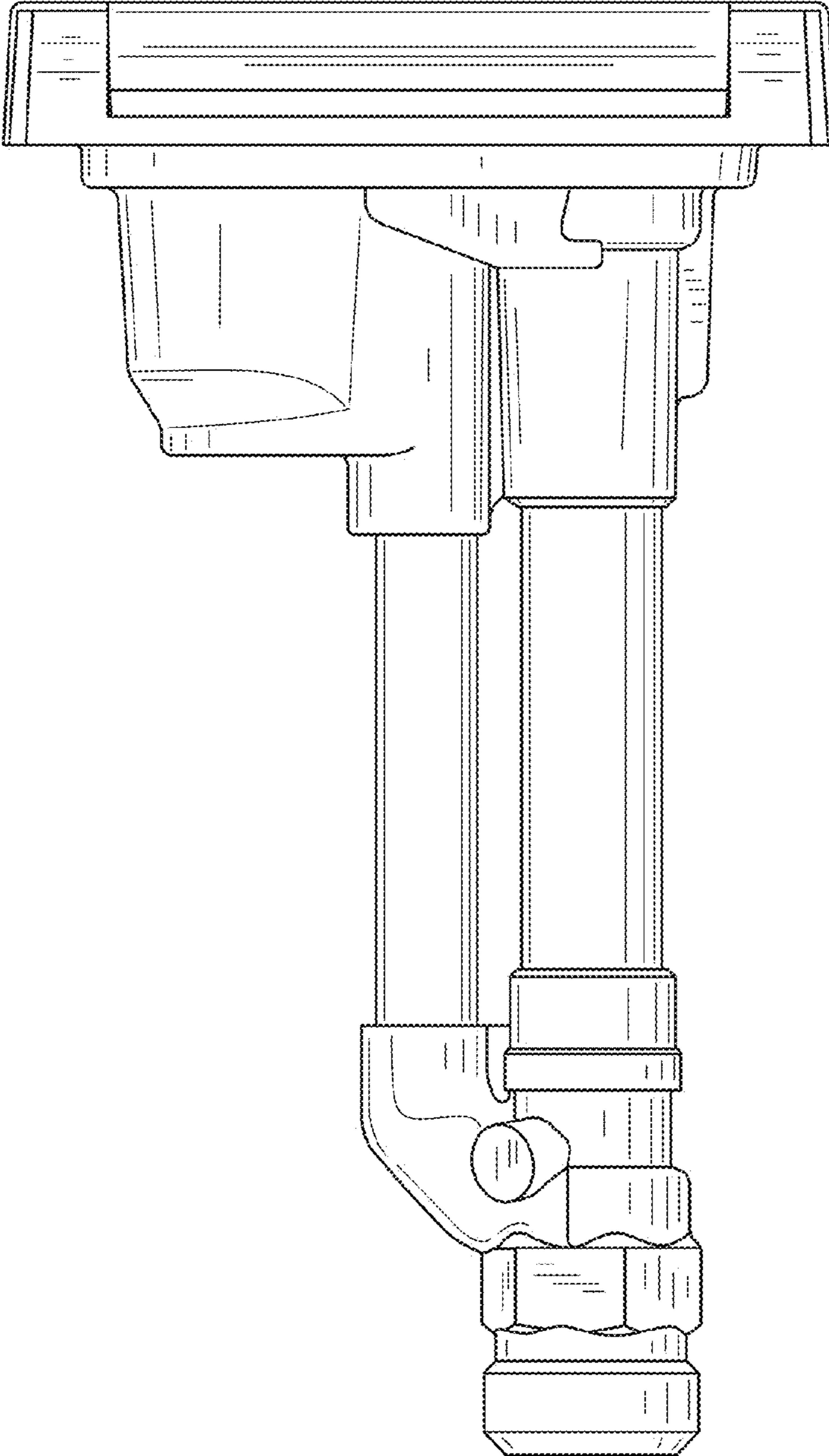


FIG.7