

US00D729321S

(12) **United States Design Patent**  
**Arabian**

(10) **Patent No.:** **US D729,321 S**  
(45) **Date of Patent:** **\*\* May 12, 2015**

(54) **GAMING MACHINE WITH INDIVIDUAL  
PLAYER STATIONS**

(71) Applicant: **Bally Gaming, Inc.**, Las Vegas, NV  
(US)

(72) Inventor: **Elie Arabian**, Las Vegas, NV (US)

(73) Assignee: **Bally Gaming, Inc.**, Las Vegas, NV  
(US)

(\*\*) Term: **14 Years**

(21) Appl. No.: **29/488,653**

(22) Filed: **Apr. 22, 2014**

**Related U.S. Application Data**

(62) Division of application No. 29/454,712, filed on May  
13, 2013, now Pat. No. Des. 714,392.

(51) **LOC (10) Cl.** ..... **21-03**

(52) **U.S. Cl.**  
USPC ..... **D21/369**

(58) **Field of Classification Search**  
USPC ..... D14/302, 305–307, 485–486;  
D21/324–325, 329, 369–371, 385;  
273/146, 274; 463/17, 20, 46–47;  
715/781, 786

See application file for complete search history.

(56) **References Cited**

**U.S. PATENT DOCUMENTS**

4,614,342	A *	9/1986	Takashima	.....	463/46
D360,881	S	8/1995	Johnson		
D383,171	S	9/1997	Hanscom		
D397,161	S	8/1998	Hanscom et al.		
D400,597	S	11/1998	Hedrick et al.		
D401,227	S	11/1998	Catta		
D403,363	S	12/1998	McGahn et al.		
D404,436	S	1/1999	McGahn et al.		

D416,054	S	11/1999	McGahn et al.		
D421,277	S	2/2000	McGahn et al.		
D451,150	S	11/2001	Hedrick et al.		
D451,151	S	11/2001	Hedrick et al.		
D451,152	S	11/2001	Hedrick et al.		
D468,364	S	1/2003	Beadell et al.		
6,659,866	B2	12/2003	Frost et al.		
D508,269	S	8/2005	Wichinsky		
D537,887	S	3/2007	Gardiner		
7,553,236	B2 *	6/2009	Parra et al.	.....	463/46
D597,144	S	7/2009	Myers		
8,562,412	B2	10/2013	Matsuno		
2008/0246214	A1	10/2008	Toyoda		
2009/0124348	A1	5/2009	Yoseloff et al.		

\* cited by examiner

*Primary Examiner* — Sandra Morris

(74) *Attorney, Agent, or Firm* — TraskBritt

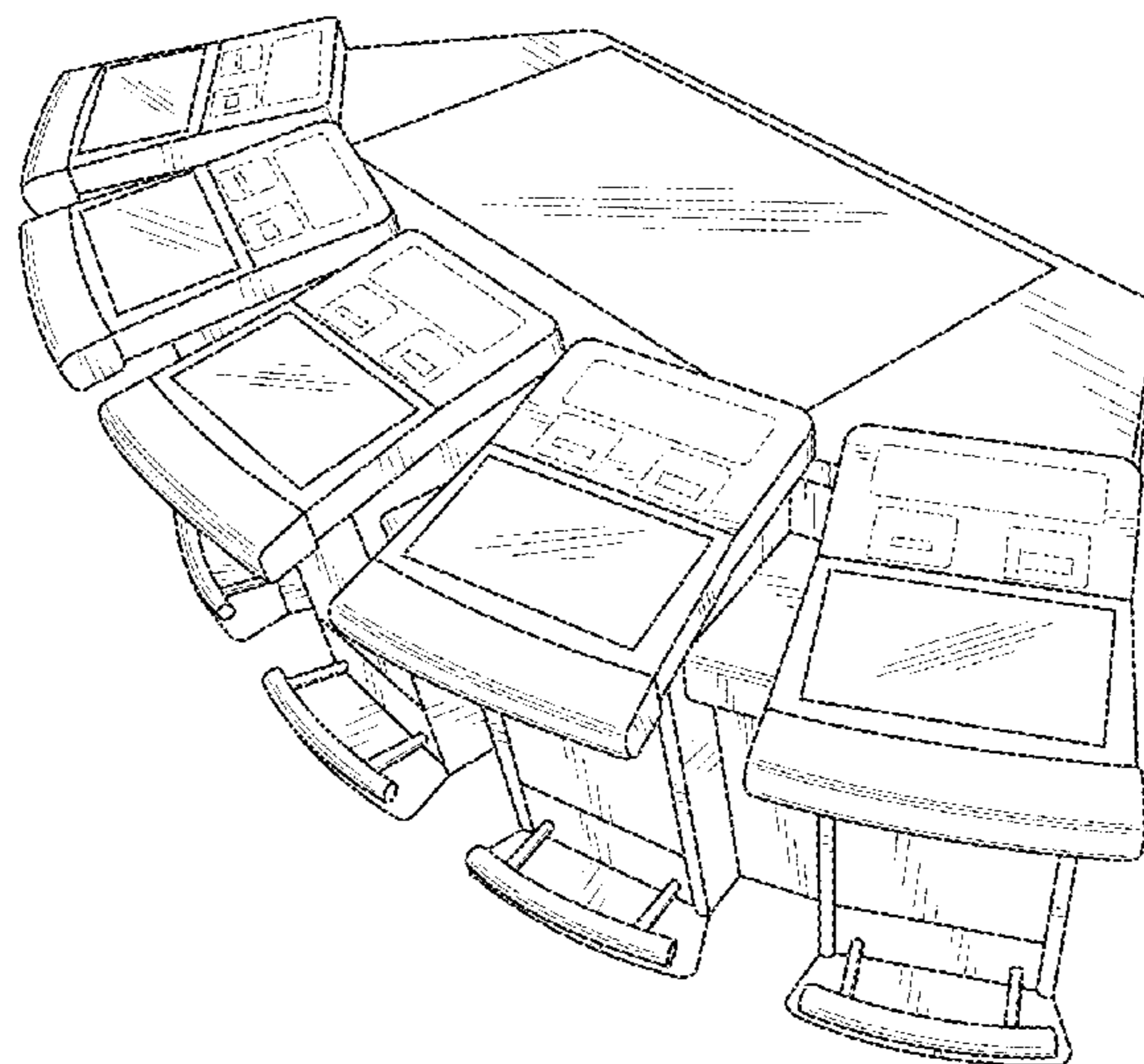
(57) **CLAIM**

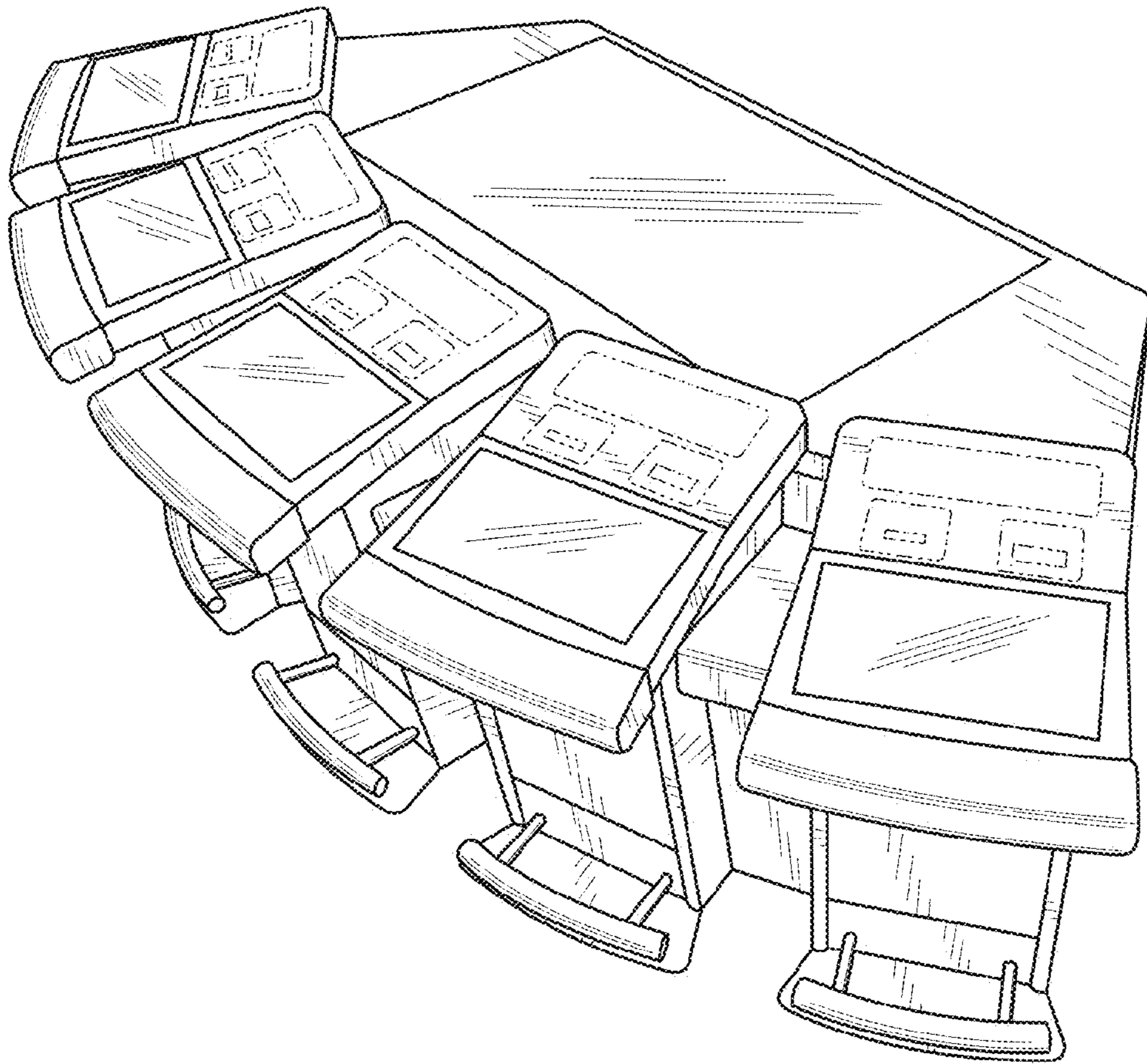
The ornamental design for a gaming machine with individual  
player stations, as shown and described.

**DESCRIPTION**

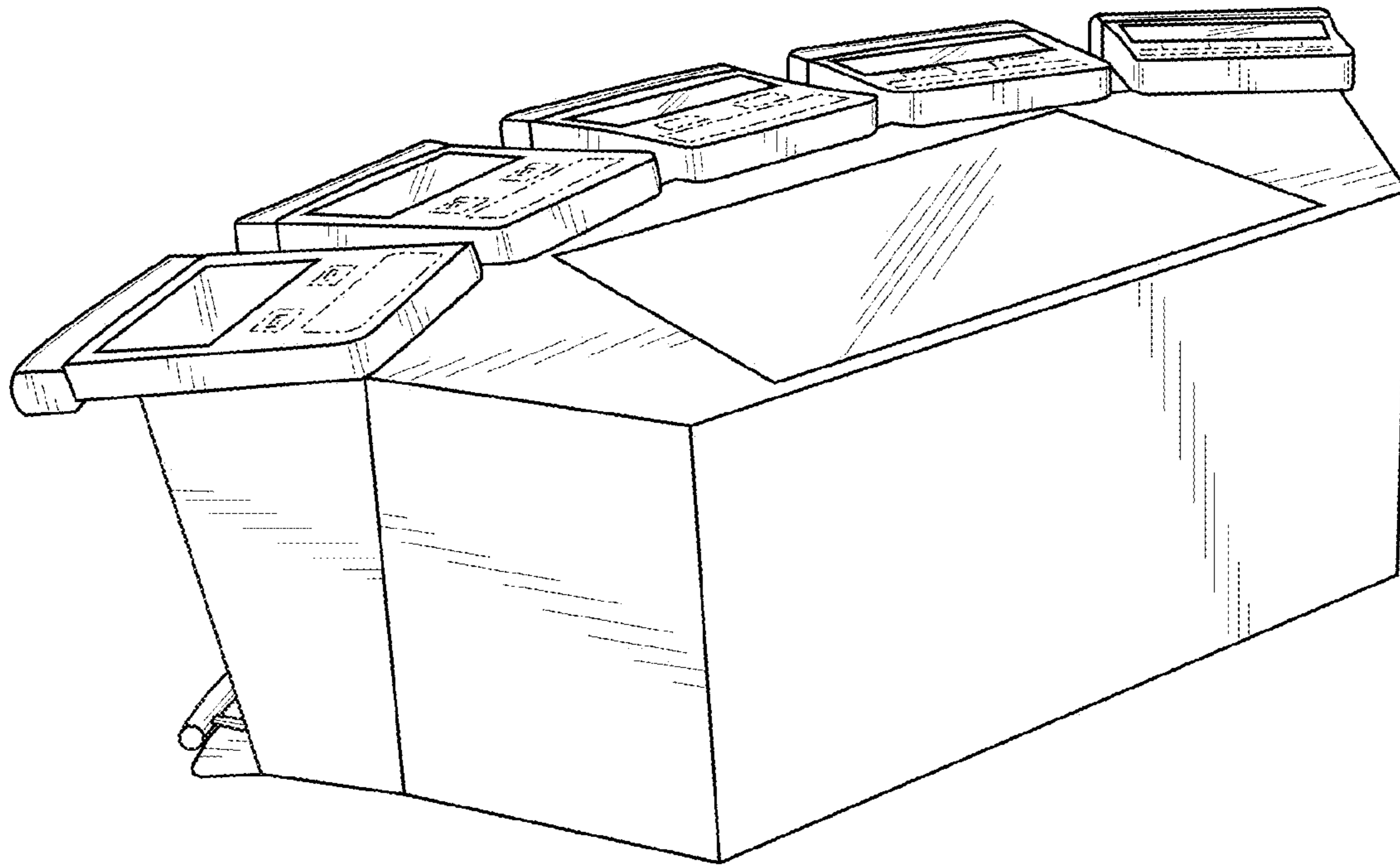
FIG. 1 is a front perspective view of a gaming machine with individual player stations, showing my new design;  
FIG. 2 is a rear perspective view of the gaming machine with individual player stations of FIG. 1;  
FIG. 3 is a front view of the gaming machine with individual player stations of FIG. 1;  
FIG. 4 is a rear view of the gaming machine with individual player stations of FIG. 1;  
FIG. 5 is a first side view of the gaming machine with individual player stations of FIG. 1;  
FIG. 6 is a second side view of the gaming machine with individual player stations of FIG. 1; and,  
FIG. 7 is a top view of the gaming machine of FIG. 1.  
The broken lines shown are for illustrative purposes only, and forms no part of the claimed design.

**1 Claim, 6 Drawing Sheets**





**FIG. 1**



**FIG. 2**



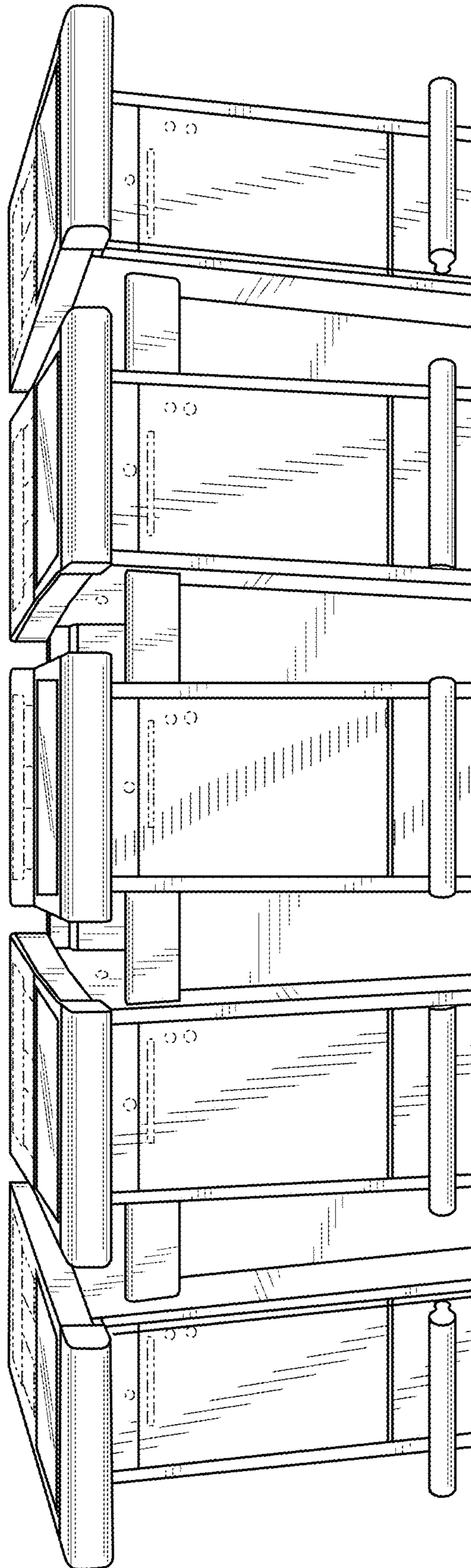


FIG. 3

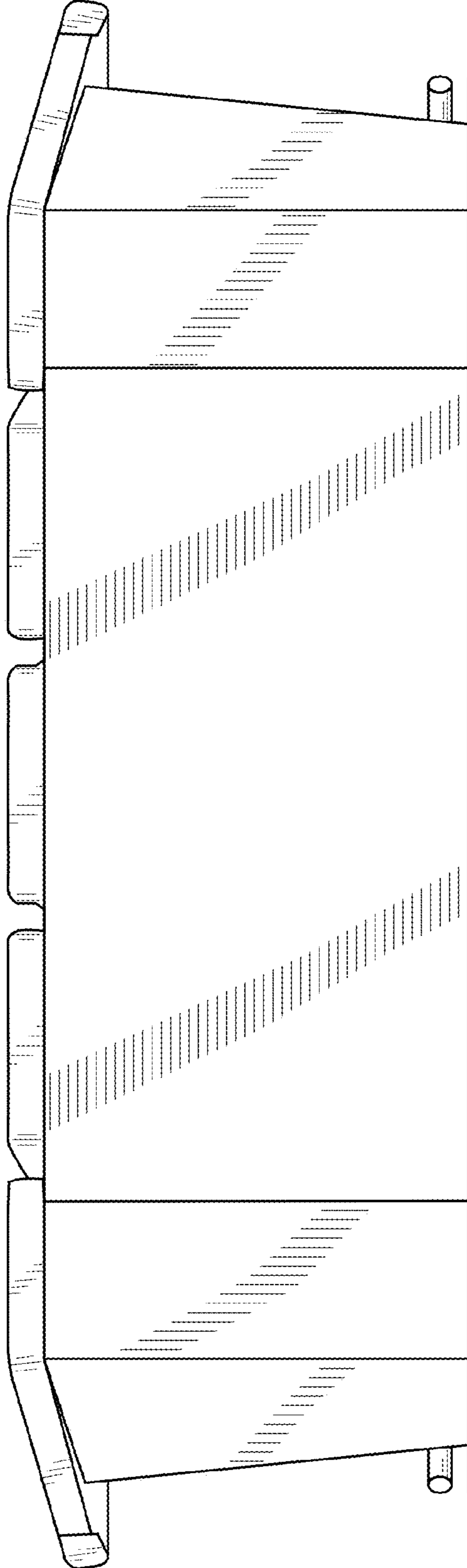
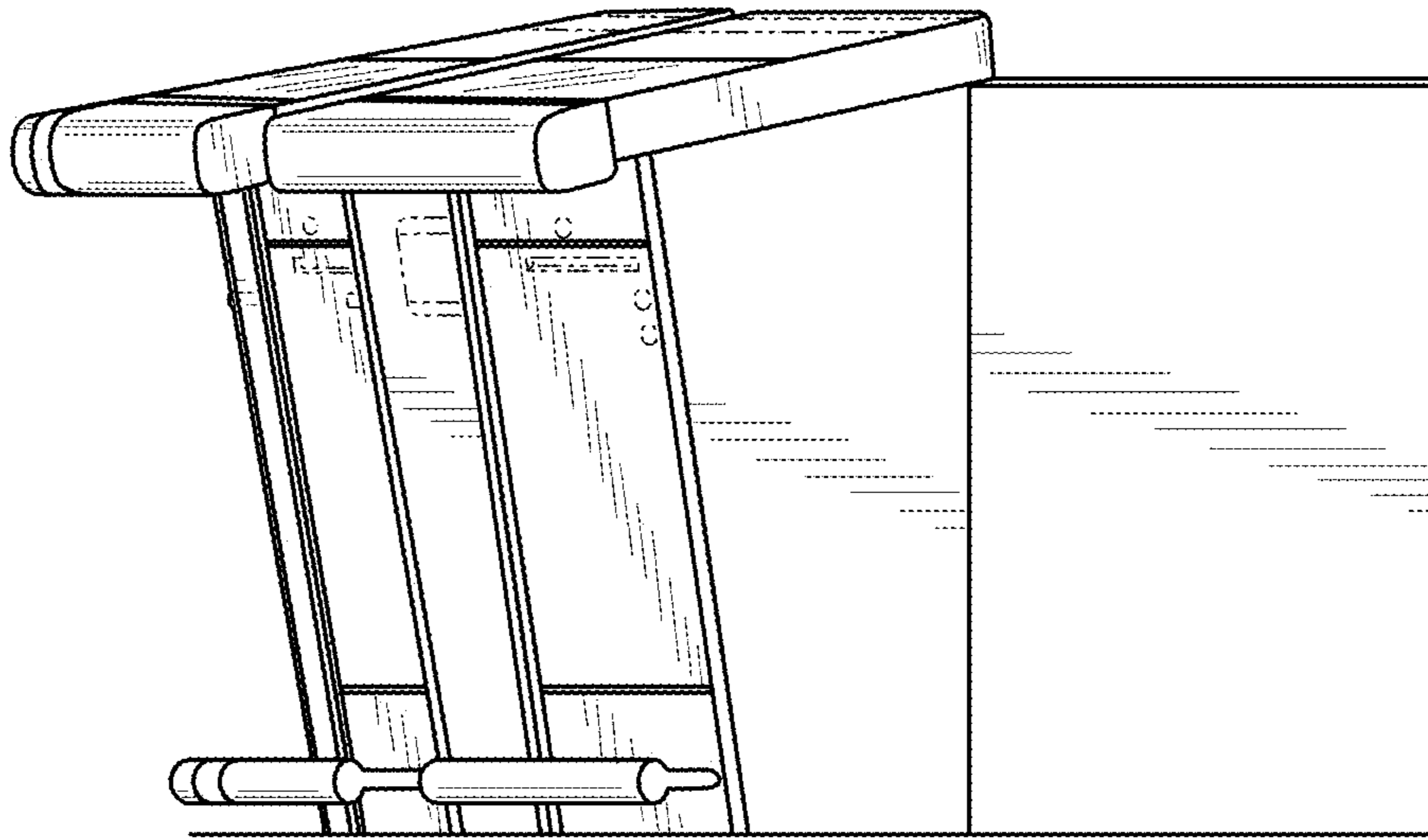
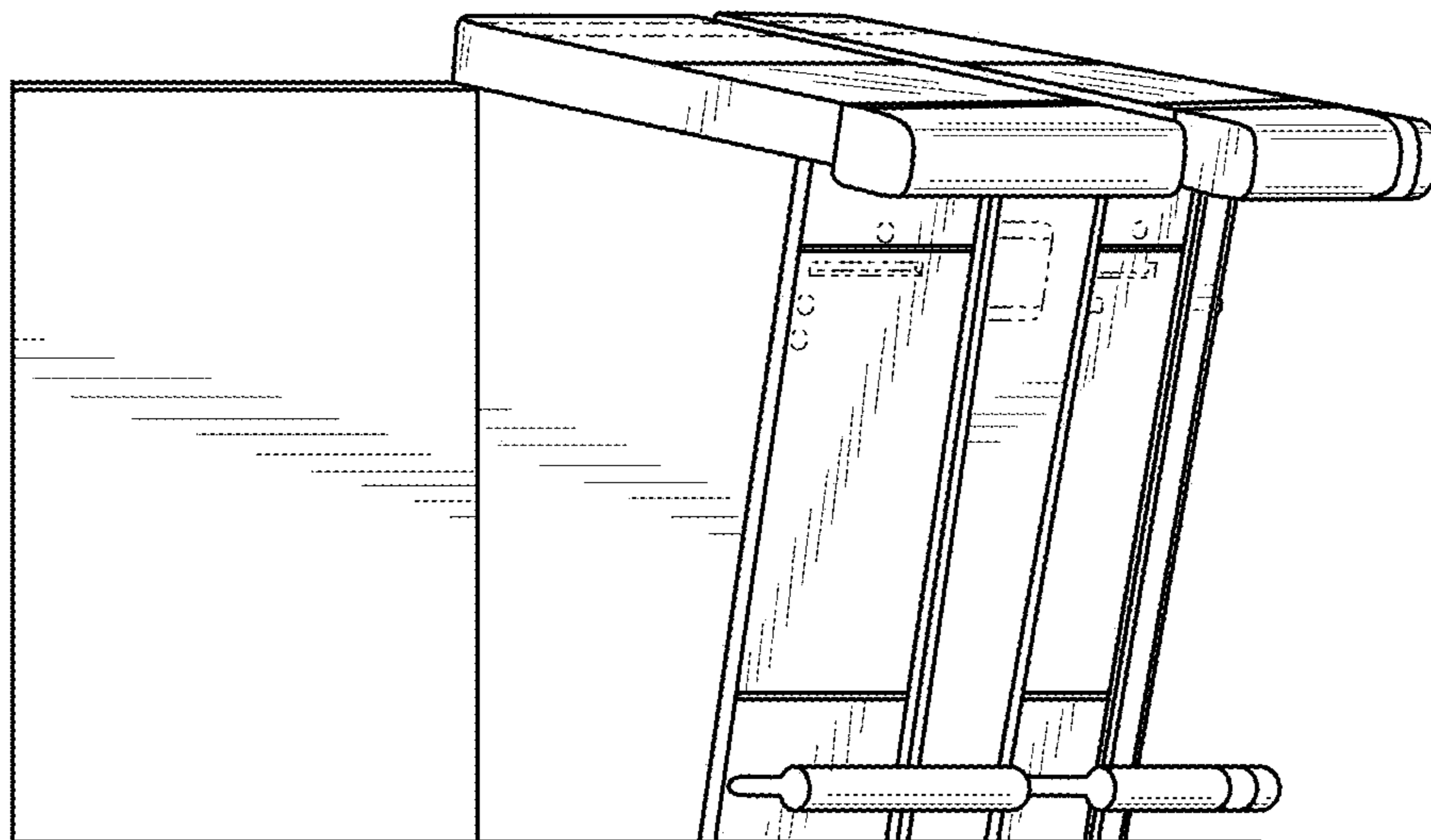


FIG. 4



**FIG. 5**



**FIG. 6**




FIG. 7