



US00D729320S

(12) **United States Design Patent**
Parker et al.

(10) **Patent No.:** **US D729,320 S**
(45) **Date of Patent:** **** May 12, 2015**

(54) **GAME APPARATUS**

(71) Applicants: **Andrew C. Parker**, Casselberry, FL
(US); **Timothy D. Nichols**, Casselberry,
FL (US)

(72) Inventors: **Andrew C. Parker**, Casselberry, FL
(US); **Timothy D. Nichols**, Casselberry,
FL (US)

(**) Term: **14 Years**

(21) Appl. No.: **29/485,026**

(22) Filed: **Mar. 14, 2014**

(51) **LOC (10) Cl.** **21-01**

(52) **U.S. Cl.**
USPC **D21/303**

(58) **Field of Classification Search**
CPC A63B 63/00; A63B 67/00; A63B 71/00
USPC D21/300, 302, 303, 318, 334; 273/317,
273/331, 336, 398, 400, 402, 407, 408, 410,
273/118 R, 123 R, 236, 348, 386, 287;
473/569, 578, 592

See application file for complete search history.

(56) **References Cited**

U.S. PATENT DOCUMENTS

D330,227 S * 10/1992 Franklin et al. D21/303
D405,123 S * 2/1999 Dekeyser et al. D21/303
D438,910 S * 3/2001 Culberson D21/303

6,458,757 B1 * 10/2002 Storet 512/21
7,578,757 B1 * 8/2009 McNary 473/446
D600,286 S * 9/2009 Pruitt D21/303
7,766,337 B2 * 8/2010 Constantine et al. 273/317.6
D633,948 S * 3/2011 Roach et al. D21/303
8,651,492 B1 * 2/2014 Cappuccio 273/348
8,662,501 B1 * 3/2014 Perales 273/400
8,702,104 B2 * 4/2014 Legary et al. 273/384

* cited by examiner

Primary Examiner — Prabhakar Deshmukh

(74) *Attorney, Agent, or Firm* — Matthew G. McKinney,
Esq.; Allen, Dyer, Doppelt, Milbrath & Gilchrist, P.A.


(57) **CLAIM**

The ornamental design for a game apparatus, as shown and
described.

DESCRIPTION

FIG. 1 is a front perspective view of a game apparatus show-
ing our new design, shown in environmental use;
FIG. 2 is a rear perspective view thereof;
FIG. 3 is a front elevational view thereof;
FIG. 4 is a rear elevational view thereof;
FIG. 5 is a left side elevational view thereof, the right side
elevational view being a mirror image thereof;
FIG. 6 is a top plan view thereof;
FIG. 7 is a bottom plan view thereof;
FIG. 8 is a front perspective view thereof; and,
FIG. 9 is a front elevational view of FIG. 8.
The broken lines illustrate the environment and form no part
of the claimed design.

1 Claim, 9 Drawing Sheets






FIG. 1

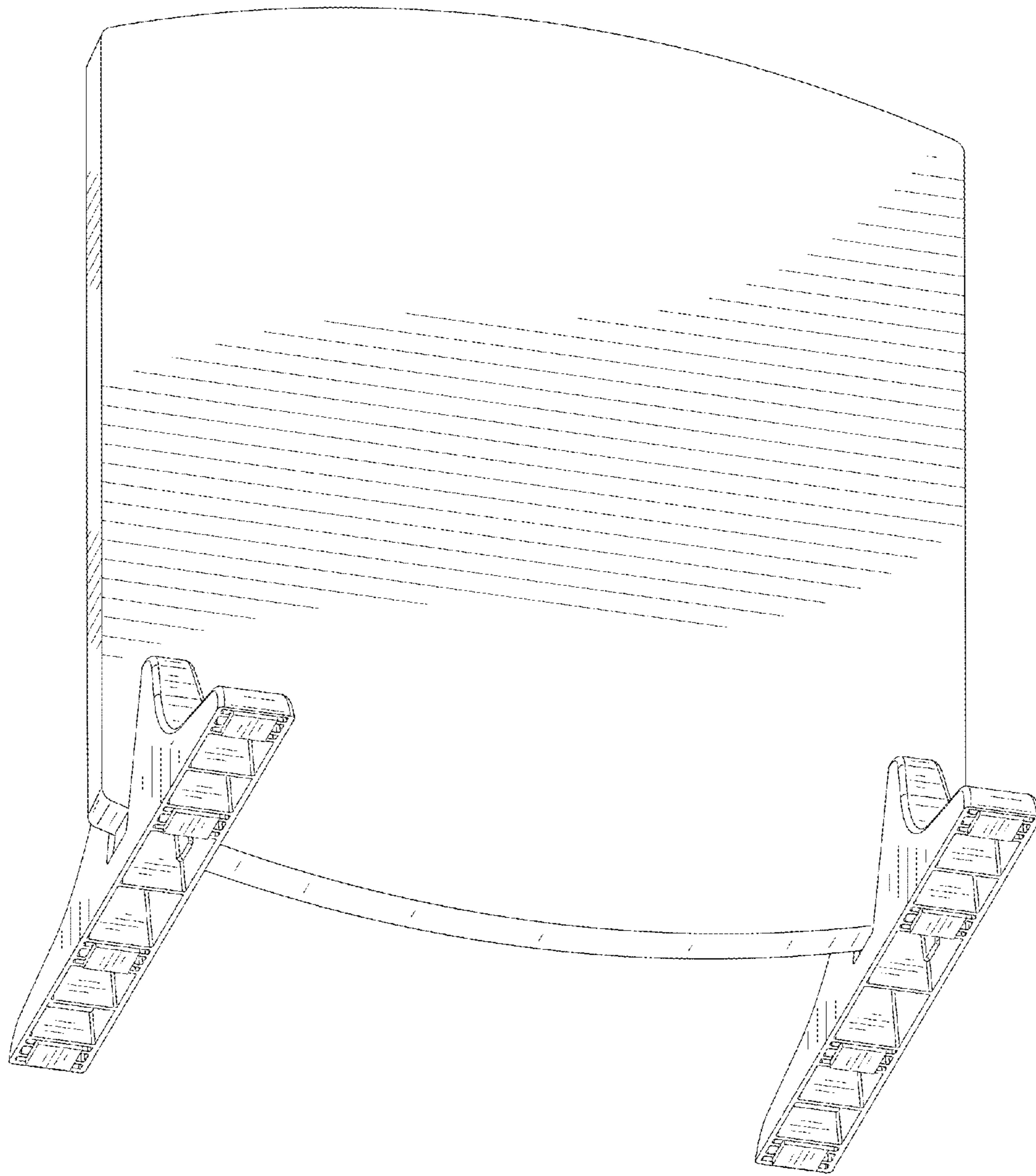


FIG. 2

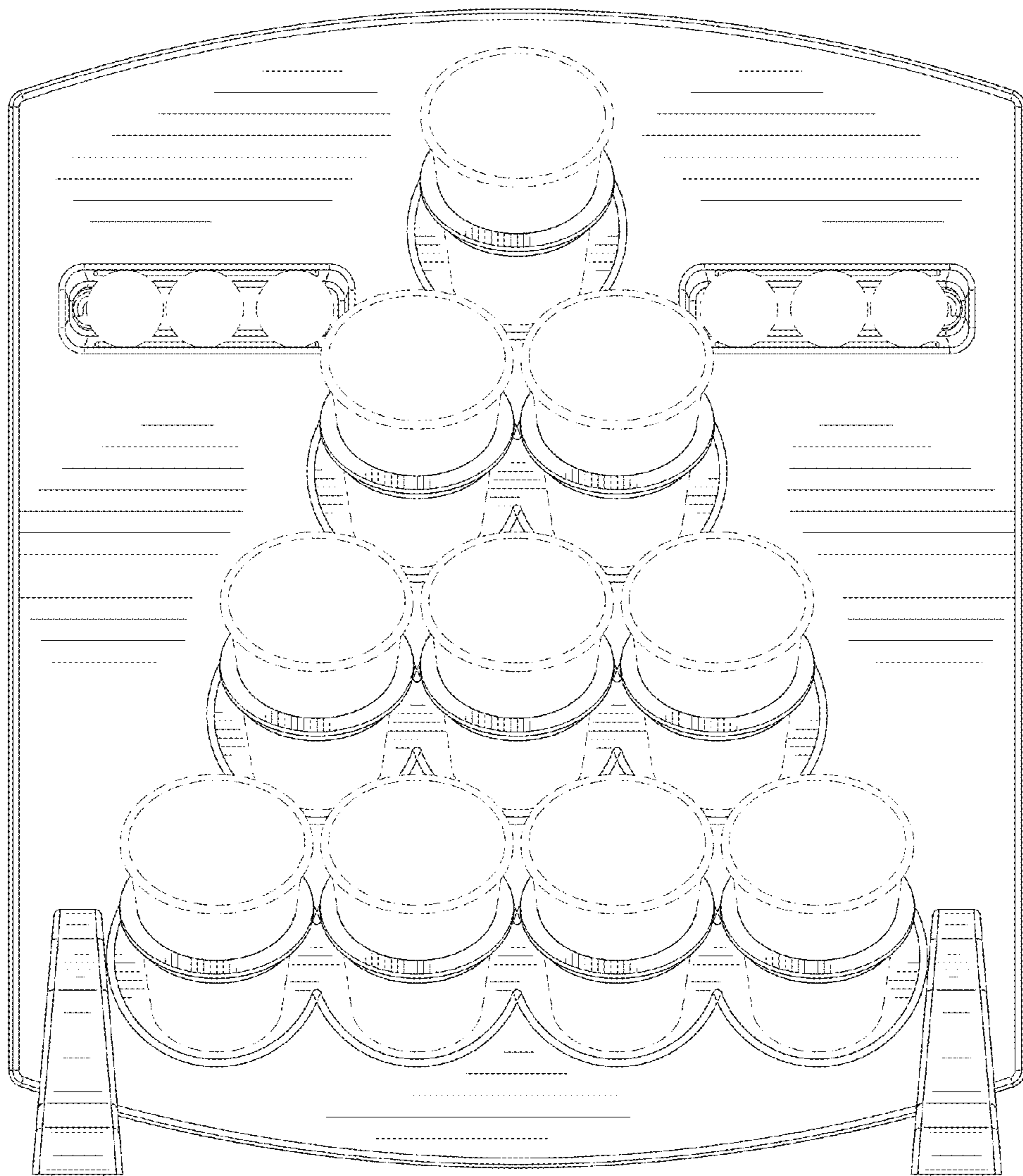


FIG. 3




FIG. 4

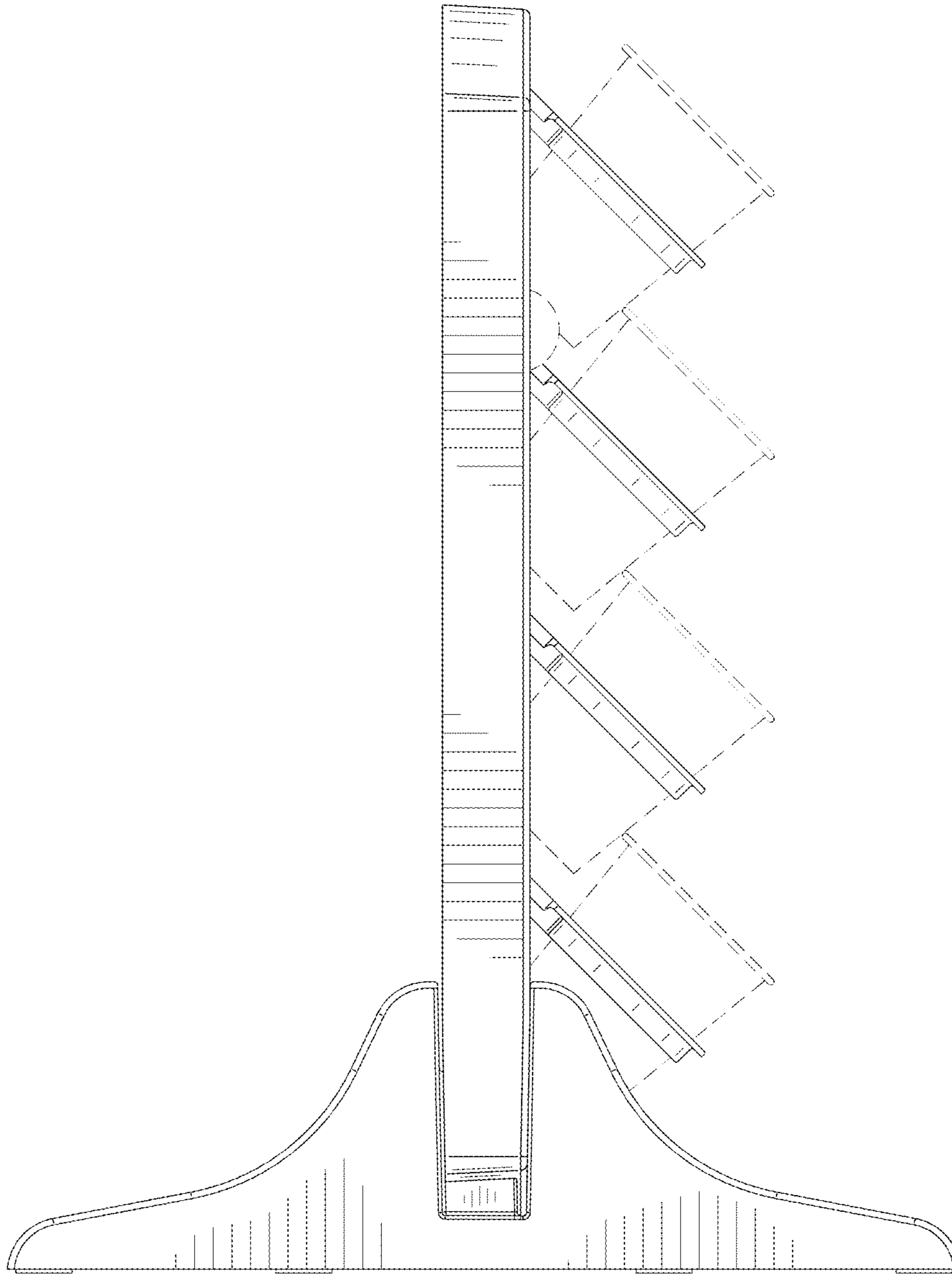


FIG. 5

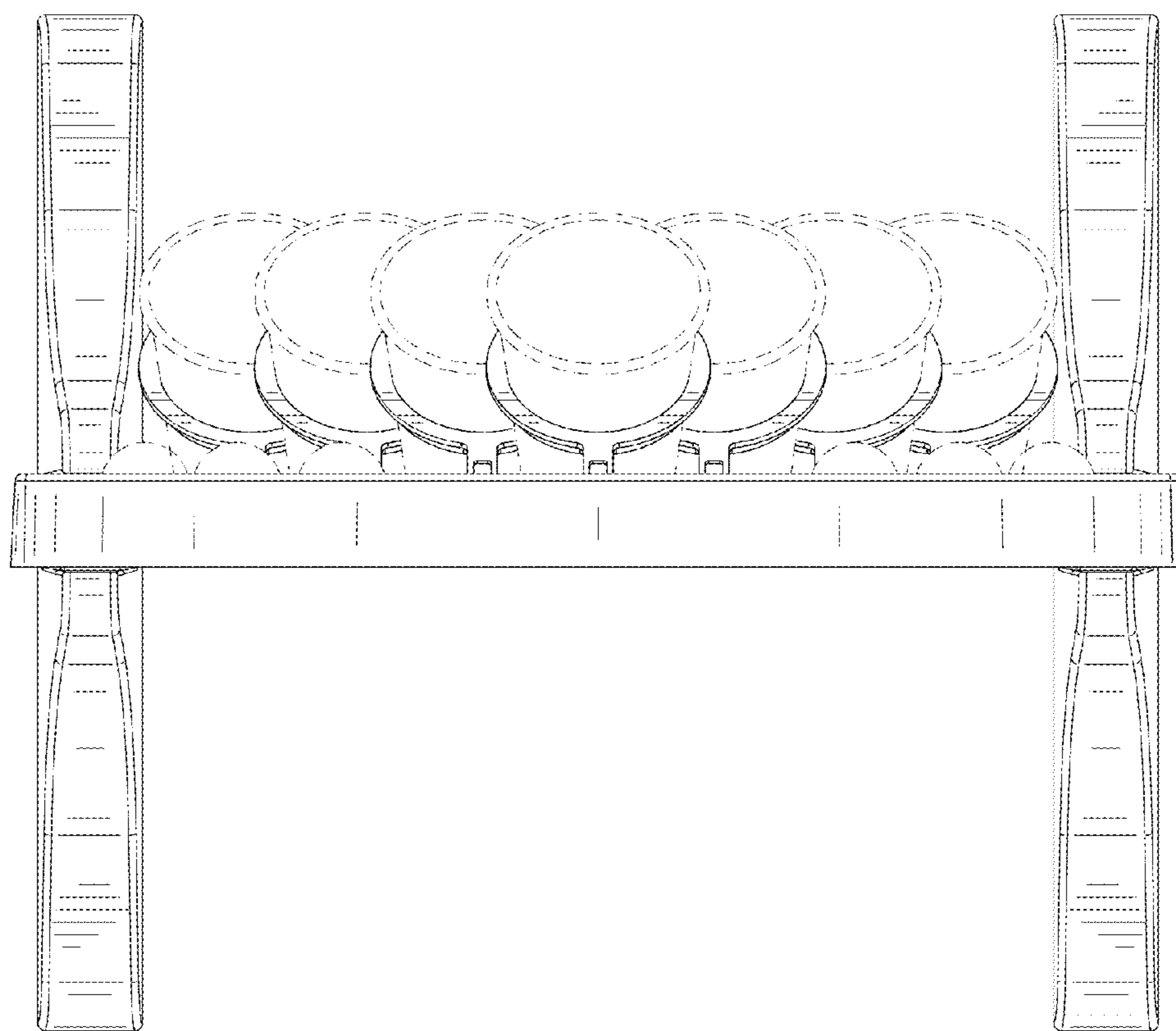


FIG. 6

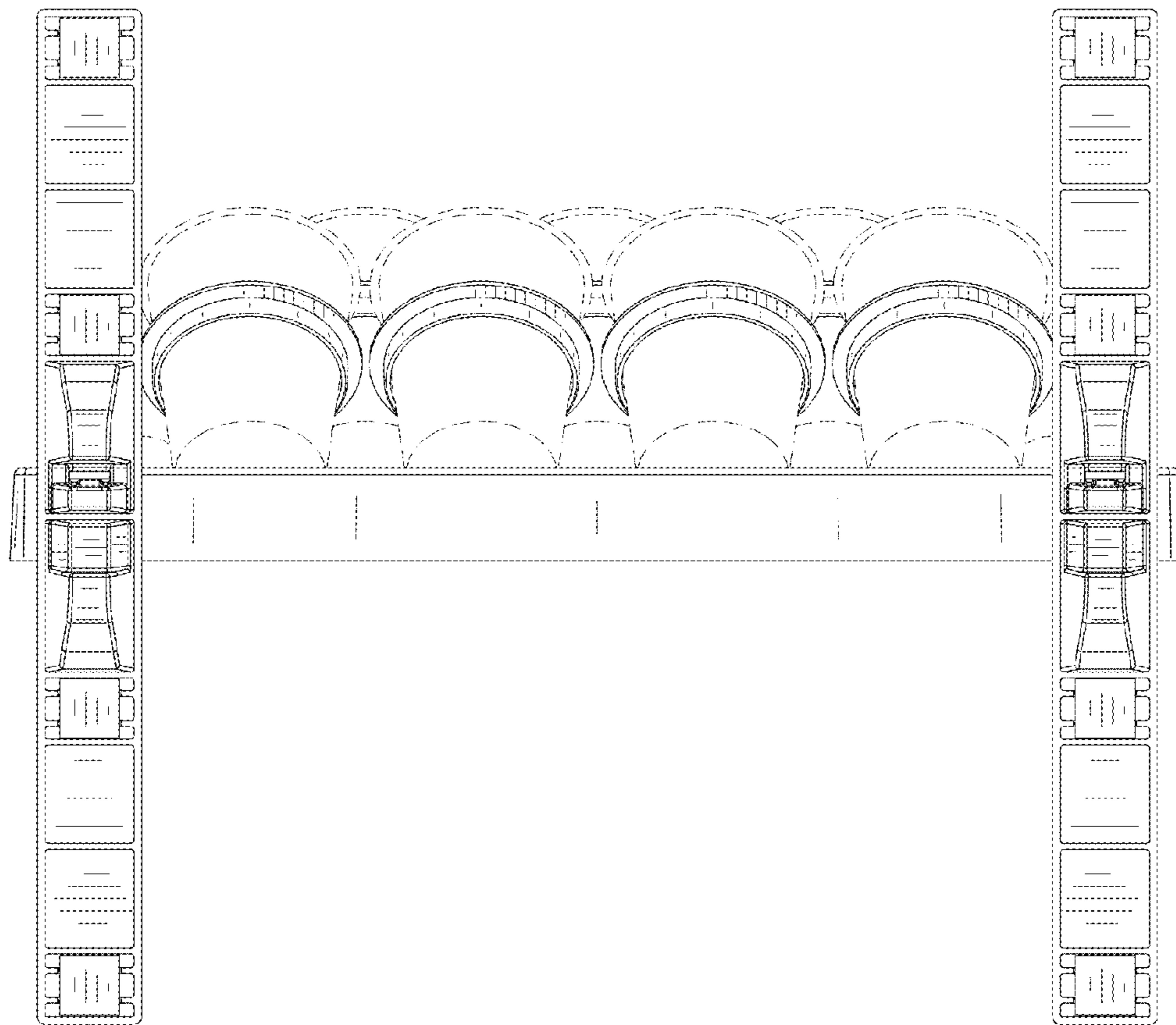


FIG. 7

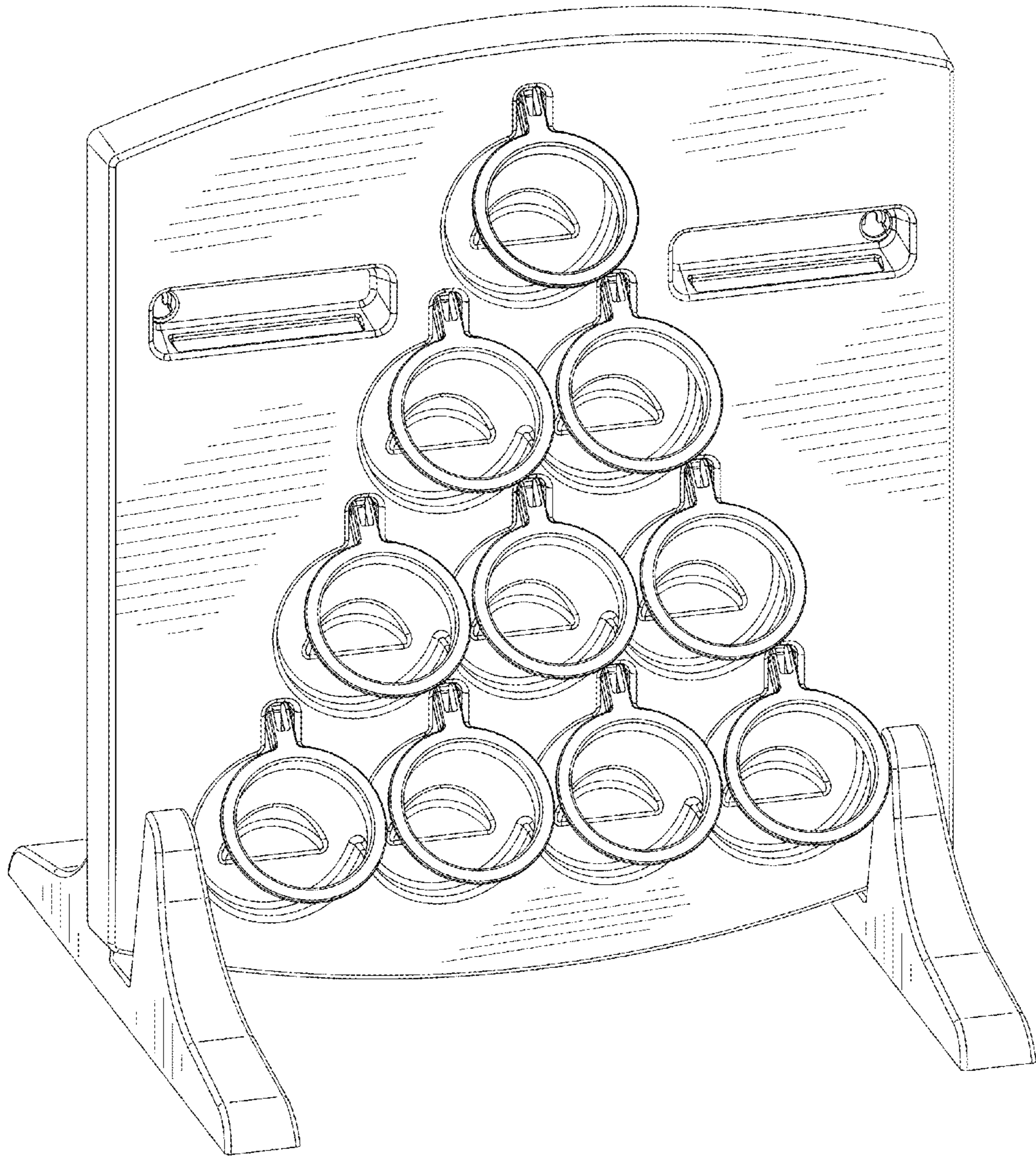


FIG. 8




FIG. 9