



US00D729306S

(12) **United States Design Patent**  
**Ulgenalp**

(10) **Patent No.:** **US D729,306 S**

(45) **Date of Patent:** **\*\* May 12, 2015**

(54) **SUNGLASSES RETAINER VISOR**

(71) Applicant: **Kevin Ulgenalp**, Orlando, FL (US)

(72) Inventor: **Kevin Ulgenalp**, Orlando, FL (US)

(\*\*) Term: **14 Years**

(21) Appl. No.: **29/466,832**

(22) Filed: **Sep. 12, 2013**

(51) **LOC (10) Cl.** ..... **16-06**

(52) **U.S. Cl.**

USPC ..... **D16/340; D16/339; D16/310**

(58) **Field of Classification Search**

CPC ..... G02C 2200/08; G02C 1/06; G02C 11/02;  
G02C 11/04

USPC ..... D16/101, 300-342, 900; D29/109-110;  
351/41, 44-46, 51-52, 62, 158, 92,  
351/103-123, 140-153, 63, 59, 156; 2/13,  
2/15, 426-432, 447-449, 441, 434-437;  
D21/483, 659-661

See application file for complete search history.

(56) **References Cited**

**U.S. PATENT DOCUMENTS**

D320,609	S	*	10/1991	Cross et al.	.....	D16/340
5,105,475	A	*	4/1992	Lynd et al.	.....	2/10
5,113,529	A	*	5/1992	Carr	.....	2/13
5,687,837	A	*	11/1997	Seiler	.....	206/5
5,905,560	A	*	5/1999	Daniel	.....	351/157
6,052,823	A	*	4/2000	Wilks	.....	2/13

D522,563	S	*	6/2006	Lawrence et al.	.....	D16/340
D589,237	S	*	3/2009	Jagers et al.	.....	D2/880
7,562,977	B1	*	7/2009	Heaton	.....	351/155
D602,980	S	*	10/2009	Heaton	.....	D16/339
D701,559	S	*	3/2014	Schoen et al.	.....	D16/339

\* cited by examiner

*Primary Examiner* — Raphael Barkai

(74) *Attorney, Agent, or Firm* — Allen, Dyer, Doppelt, Milbrath & Gilchrist, P.A.

(57) **CLAIM**

The ornamental design for sunglasses retainer visor, as shown and described.

**DESCRIPTION**

FIG. 1 is a bottom view of a sunglasses retainer visor of the present invention;

FIG. 2 is a top view thereof;

FIG. 3 is a right side elevational view thereof;

FIG. 4 is a left side elevational view thereof;

FIG. 5 is a front elevational view thereof;

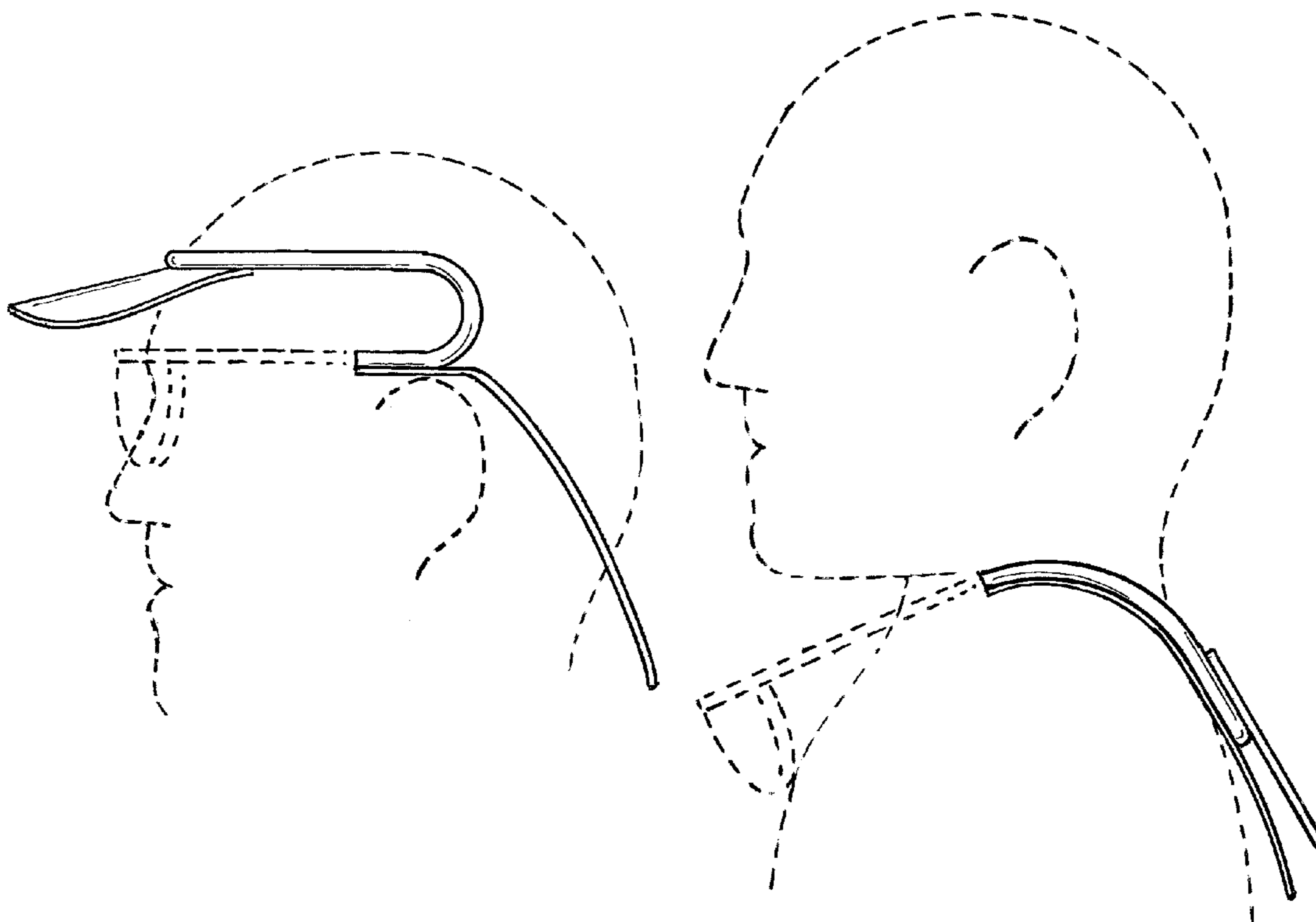
FIG. 6 a rear elevational view thereof;

FIG. 7 is a right elevational view of the sunglasses retainer visor of FIG. 1 showing the sunglasses retainer visor being worn on a head of a user; and,

FIG. 8 is a right elevational view of the sunglasses retainer visor of FIG. 1 showing the sunglasses retainer visor resting on shoulders of the user.

The sunglasses and the head and the shoulders of the user shown in broken lines of the drawings are for illustrative purposes only and form no part of the claimed design.

**1 Claim, 4 Drawing Sheets**



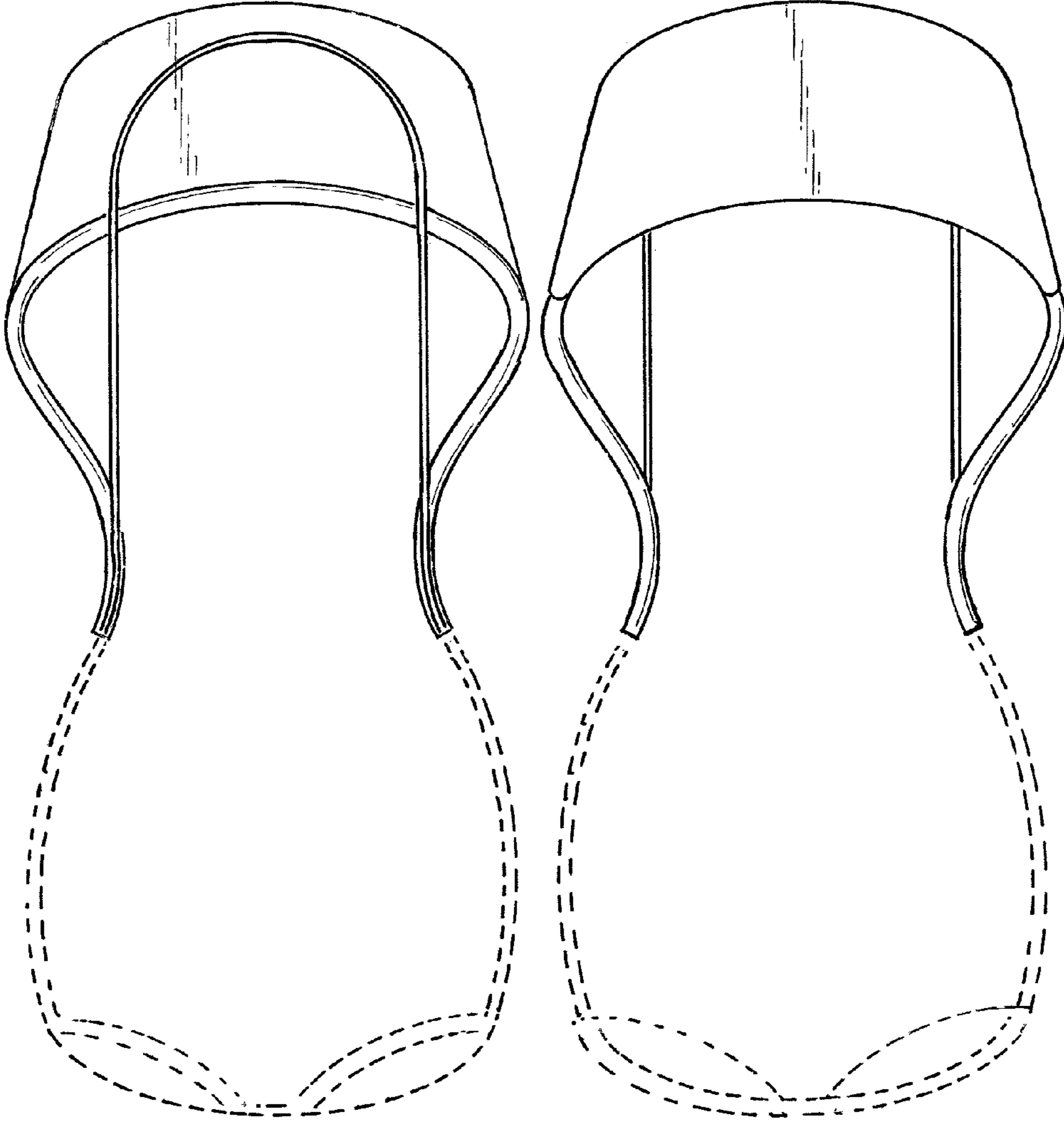


FIG. 1

FIG. 2

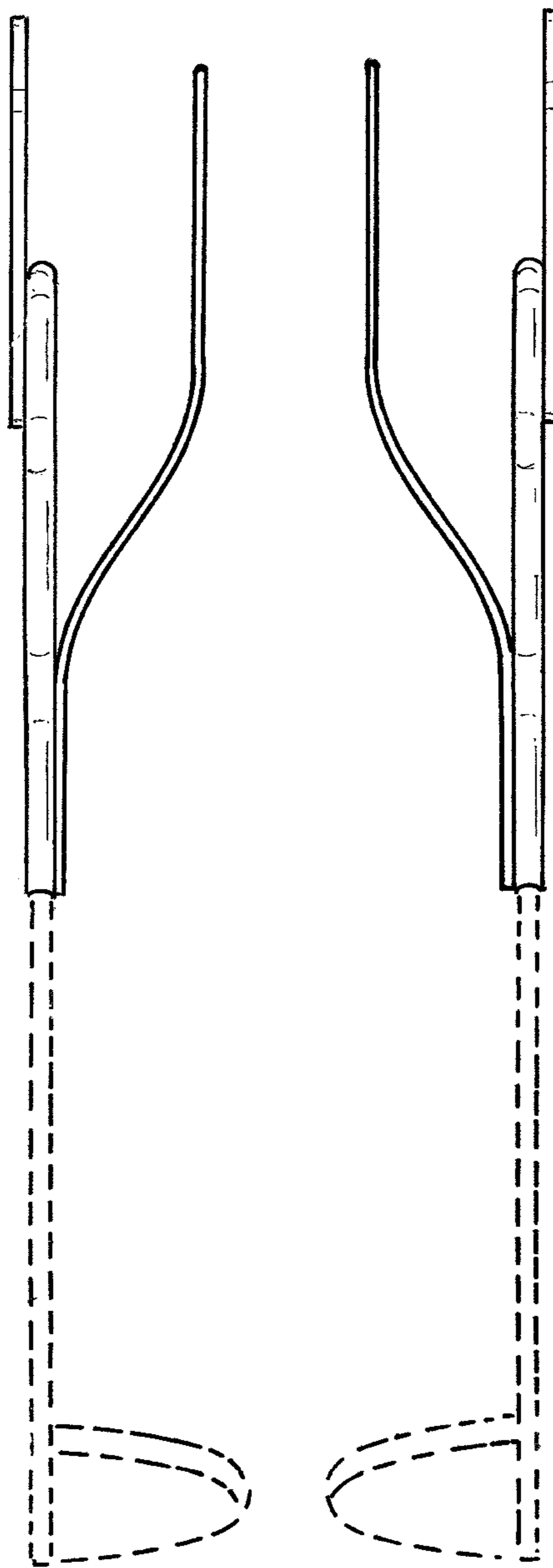


FIG. 3

FIG. 4

FIG. 5





FIG. 6

FIG. 7

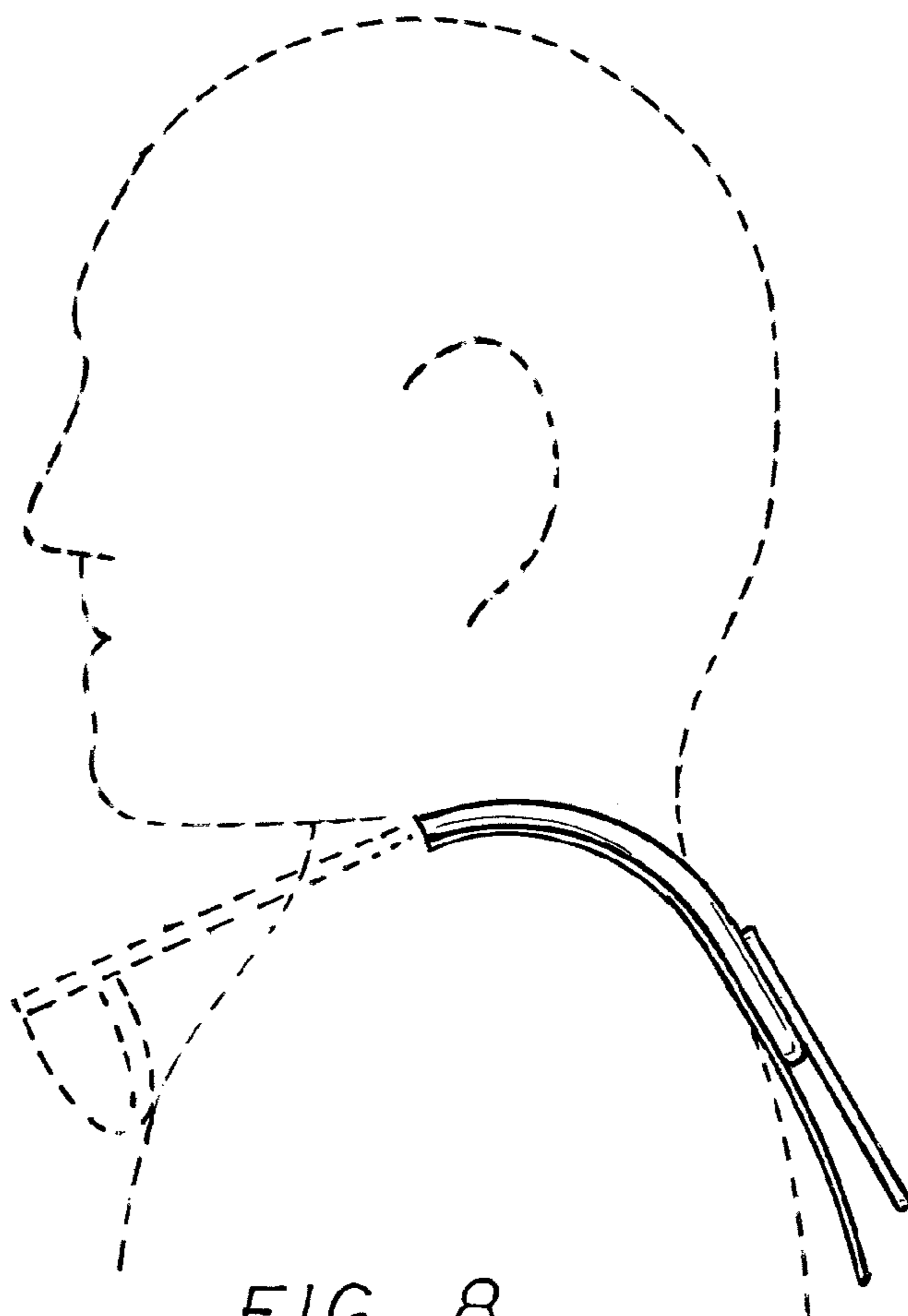
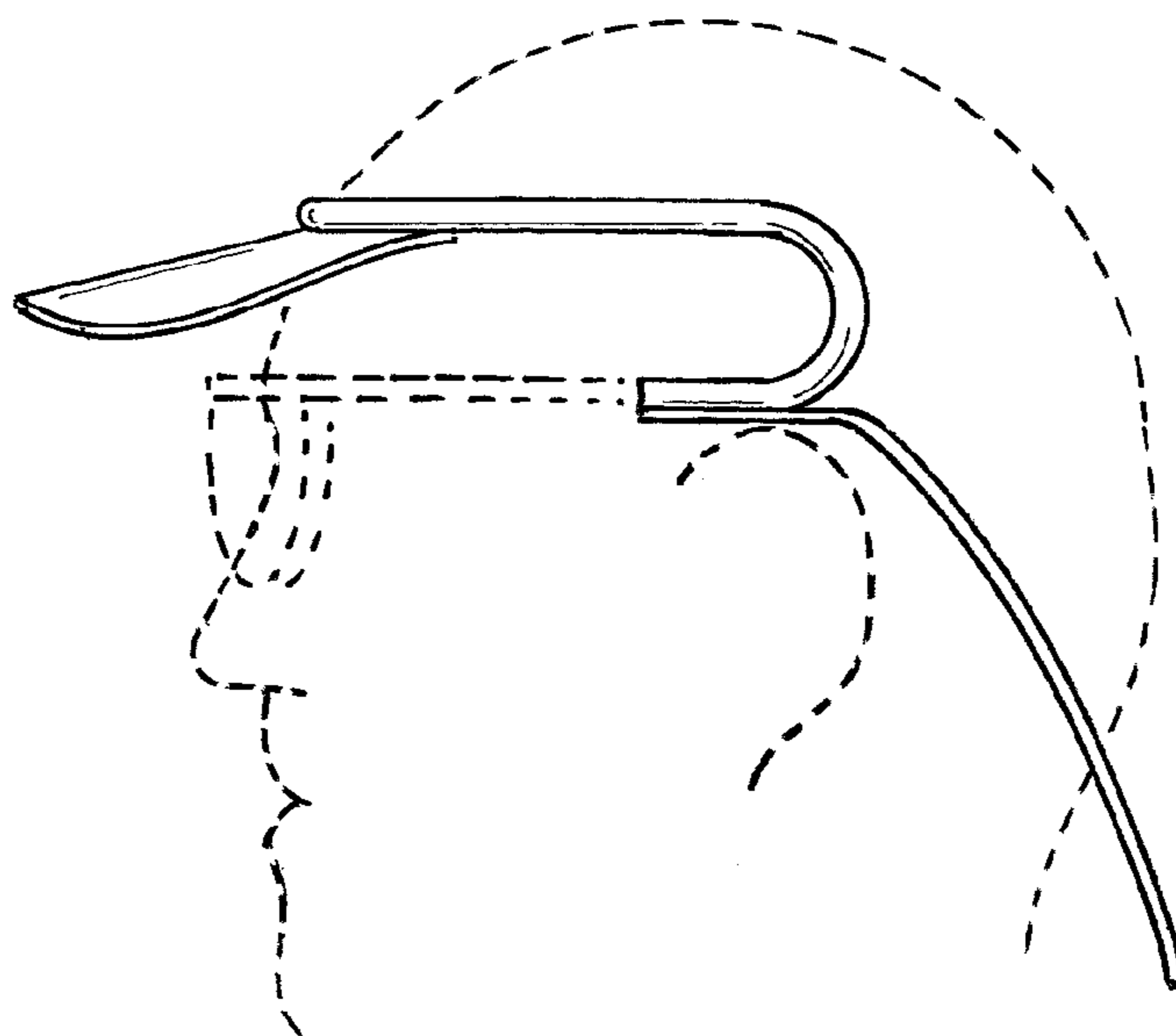


FIG. 8