



US00D729304S

(12) **United States Design Patent**
Yee

(10) **Patent No.:** **US D729,304 S**
(45) **Date of Patent:** **** May 12, 2015**

(54) **EYEGLOSS COMPONENT**

(71) Applicant: **Oakley, Inc.**, Foothill Ranch, CA (US)

(72) Inventor: **Peter K. Yee**, Irvine, CA (US)

(73) Assignee: **Oakley, Inc.**, Foothill Ranch, CA (US)

(**) Term: **14 Years**

(21) Appl. No.: **29/507,145**

(22) Filed: **Oct. 24, 2014**

(51) **LOC (10) Cl.** **16-06**

(52) **U.S. Cl.**
USPC **D16/326**

(58) **Field of Classification Search**
CPC G02C 2200/08; G02C 1/06
USPC D16/101, 300–342, 900; D29/109–110;
351/41, 44, 51–52, 62, 158, 92,
351/103–123, 140–153, 63, 59, 45–46;
2/426–432, 447–449, 441, 434–437,
2/13, 15; D21/483, 659–661; D14/372
See application file for complete search history.

(56) **References Cited**

U.S. PATENT DOCUMENTS

D579,968 S *	11/2008	Yee et al.	D16/320
D592,237 S *	5/2009	Flanagan	D16/326
D599,839 S *	9/2009	Rohrbach	D16/326
D614,685 S *	4/2010	Moritz	D16/321

D615,580 S *	5/2010	Baden et al.	D16/326
D662,124 S *	6/2012	Shin	D16/326
D675,666 S *	2/2013	Thixton et al.	D16/326
D678,934 S *	3/2013	Yee	D16/335
D681,099 S *	4/2013	Markovitz et al.	D16/326
D688,728 S *	8/2013	Markovitz et al.	D16/326
D702,758 S *	4/2014	Markovitz et al.	D16/326
D703,733 S *	4/2014	Thixton et al.	D16/335
D706,859 S *	6/2014	Markovitz et al.	D16/326

* cited by examiner

Primary Examiner — Raphael Barkai

(74) *Attorney, Agent, or Firm* — Knobbe Martens Olson & Bear, LLP

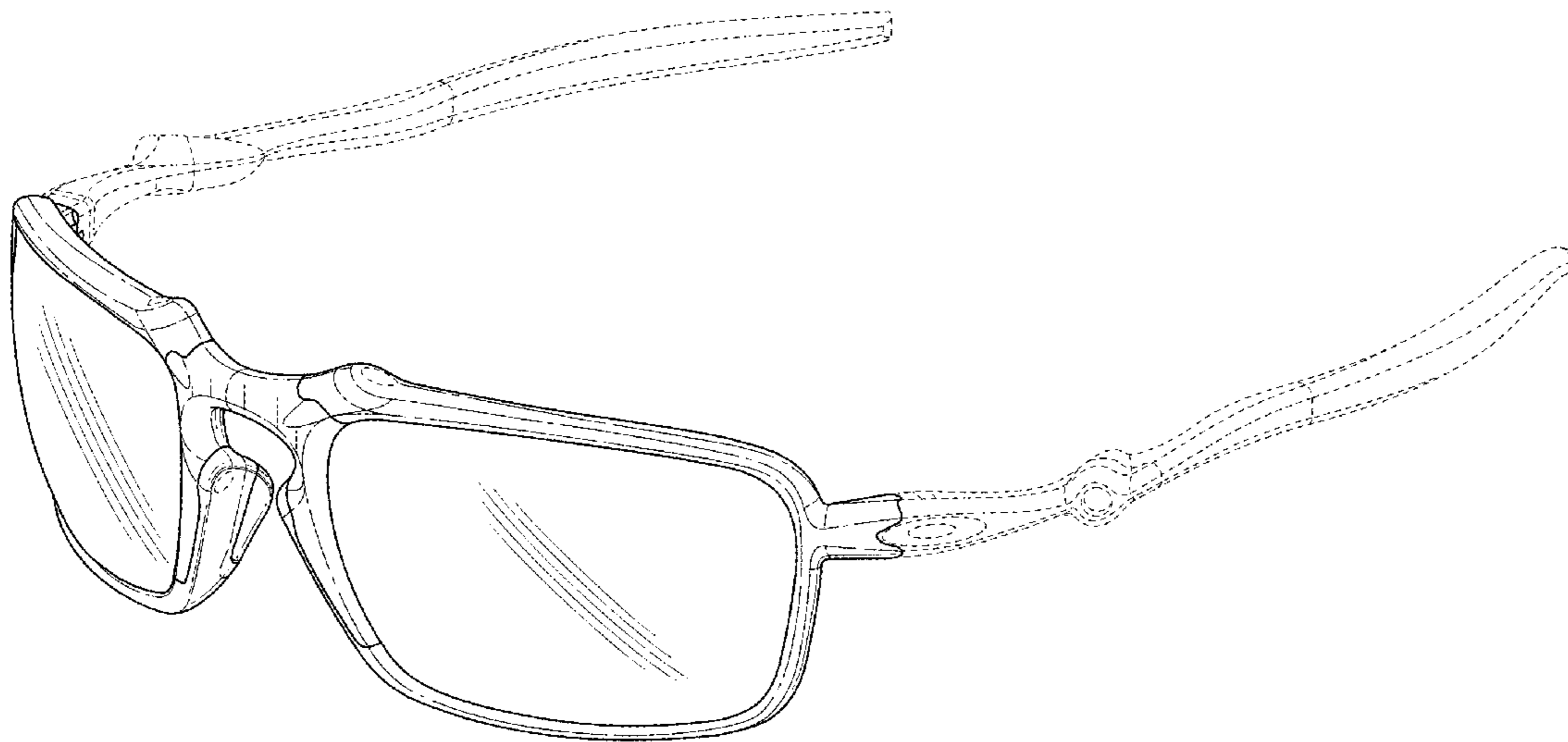
(57) **CLAIM**

The ornamental design for an eyeglass component, as shown and described.

DESCRIPTION

FIG. 1 is a front perspective view of an eyeglass component showing an embodiment of the new design; FIG. 2 is a front elevational view thereof; FIG. 3 is a rear elevational view thereof; FIG. 4 is a left side elevational view thereof, the right side elevational view being a minor image thereof; FIG. 5 is a top plan view thereof; and, FIG. 6 is a bottom plan view thereof. The broken lines in the Figures show portions of the eyeglass which form no part of the claimed design.

1 Claim, 4 Drawing Sheets



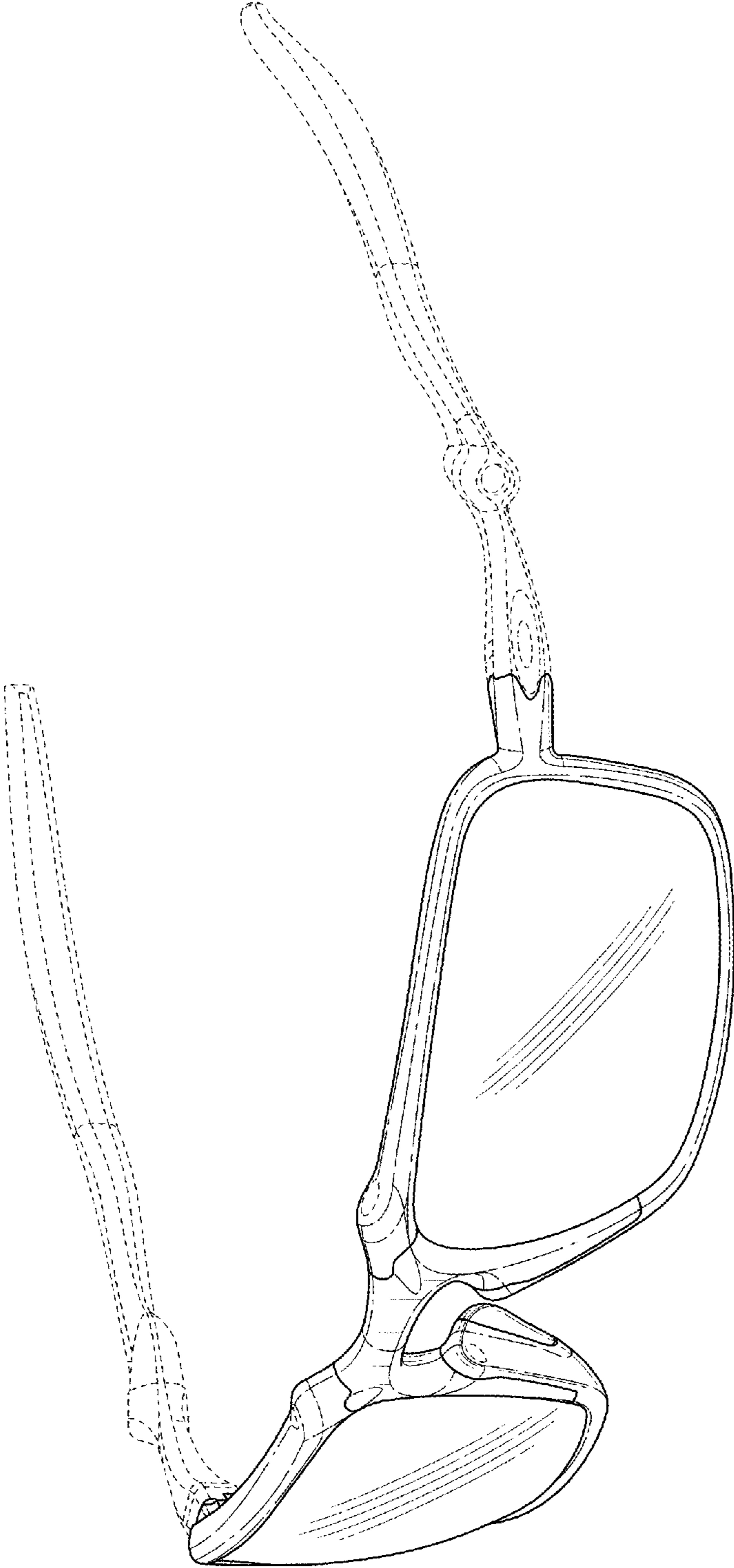


FIG. 1

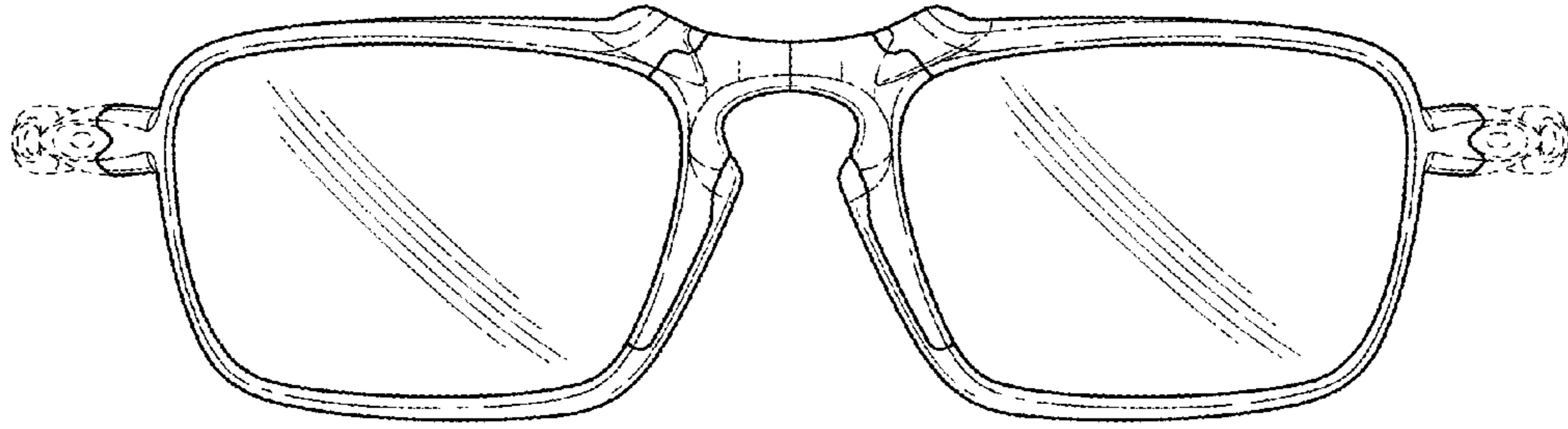


FIG. 2

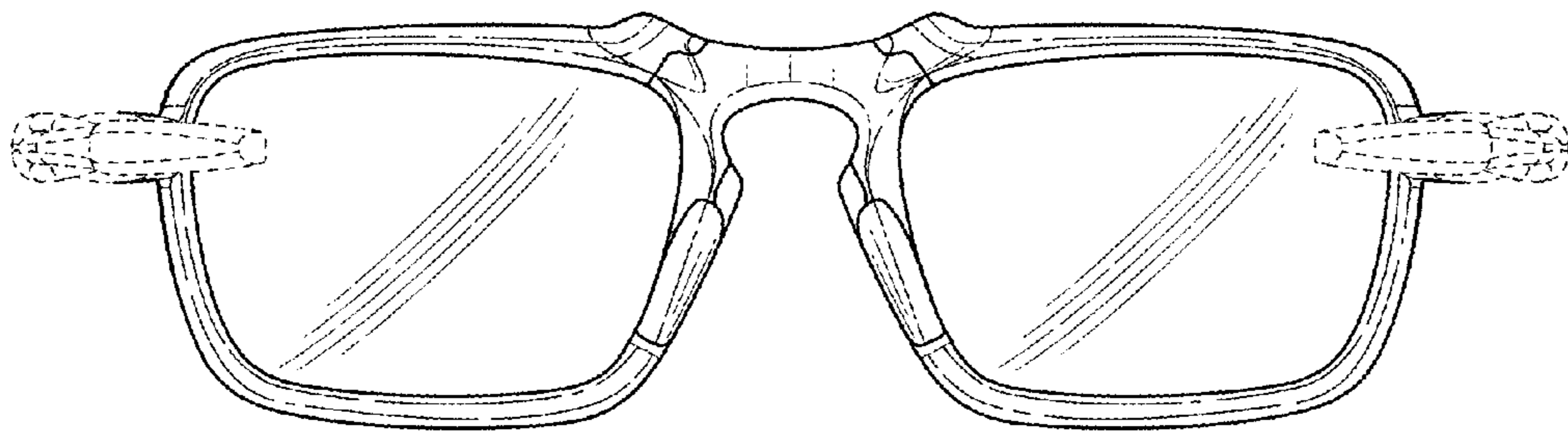


FIG. 3

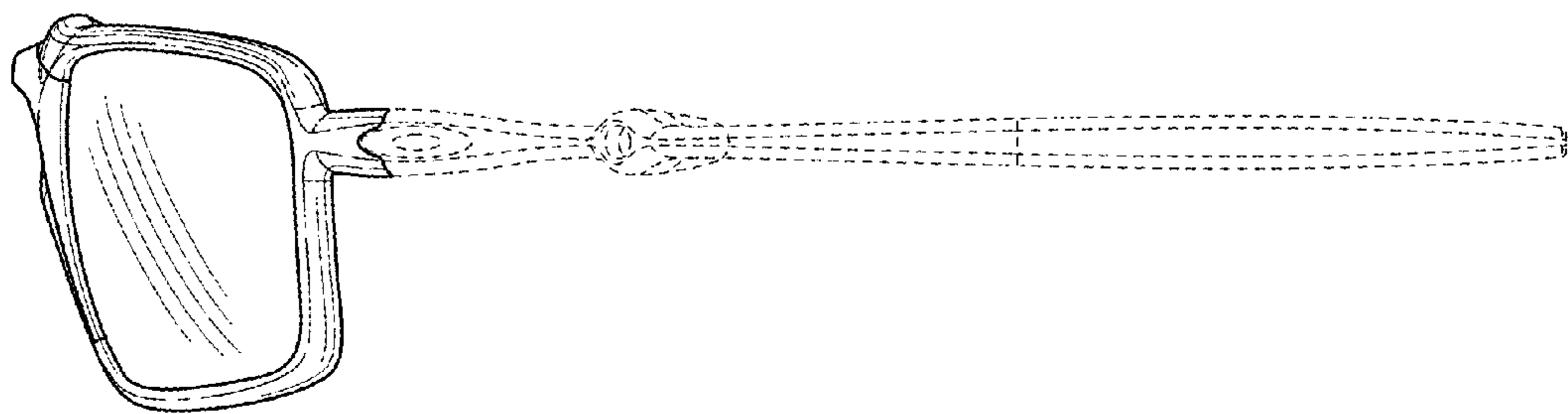


FIG. 4

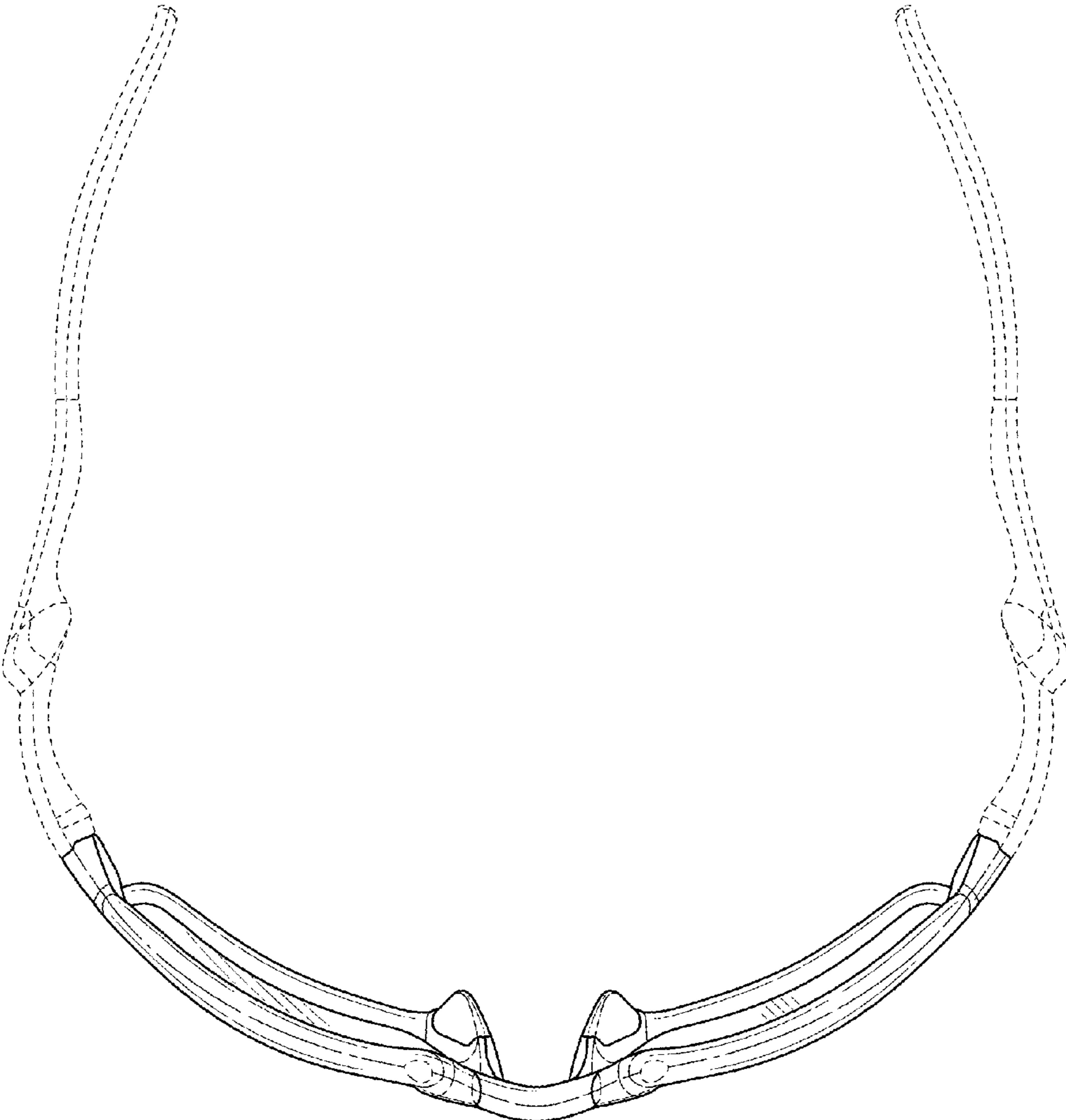


FIG. 5

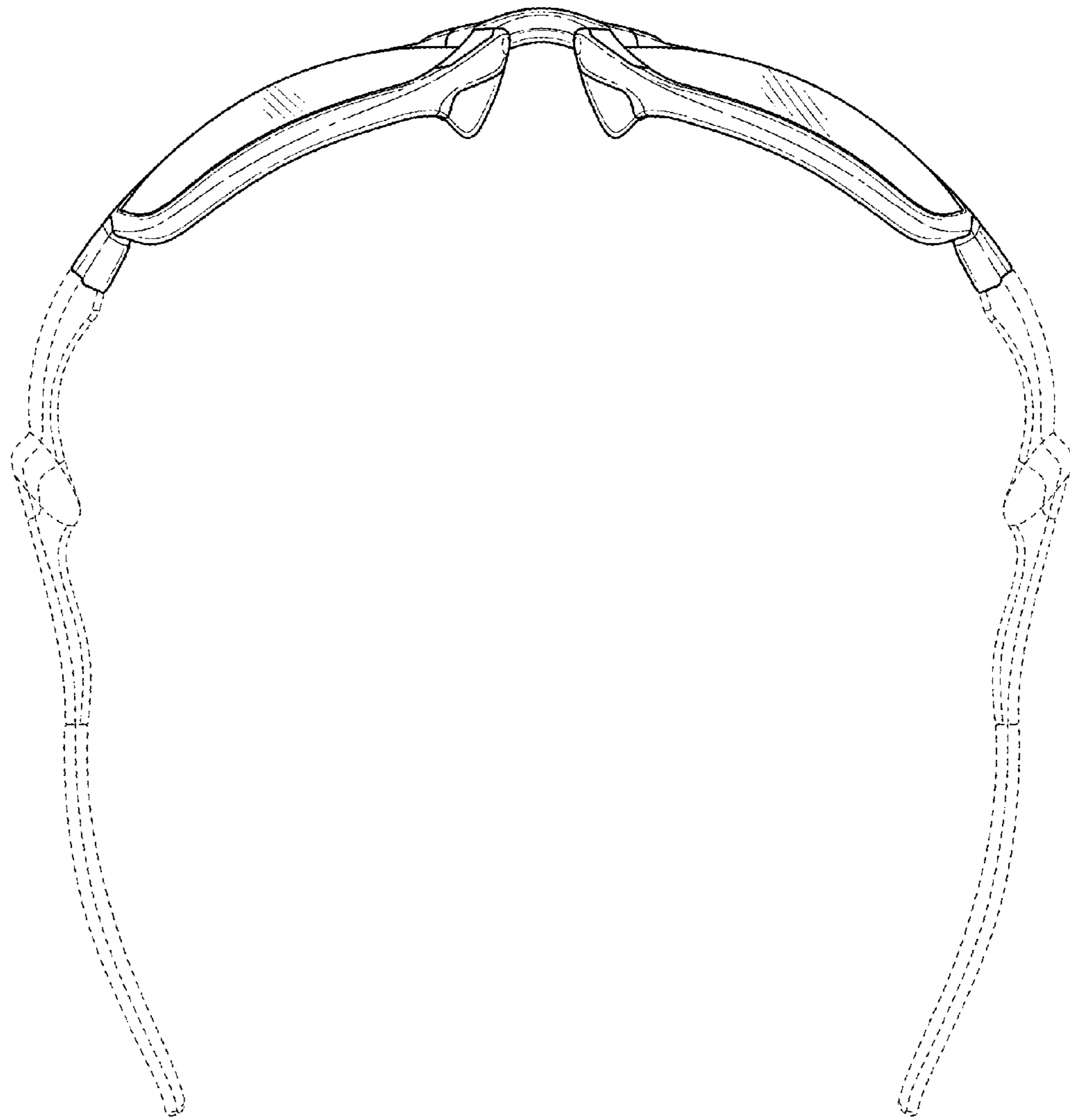


FIG. 6