



US00D729289S

(12) **United States Design Patent**
Glaros et al.

(10) **Patent No.:** **US D729,289 S**

(45) **Date of Patent:** **** May 12, 2015**

(54) **DOOR DESIGN FOR BEVERAGE COOLER**

(56)

References Cited

(71) Applicant: **SG Beverage Solutions, Inc.**, Fort
Lauderdale, FL (US)

(72) Inventors: **Nick G. Glaros**, Boca Raton, FL (US);
Bret Moore, Cooper City, FL (US)

(73) Assignee: **SG Beverage Solutions, Inc.**, Fort
Lauderdale, FL (US)

(**) Term: **14 Years**

(21) Appl. No.: **29/471,437**

(22) Filed: **Oct. 31, 2013**

(51) **LOC (10) Cl.** **15-07**

(52) **U.S. Cl.**
USPC **D15/91**

(58) **Field of Classification Search**

CPC F25B 21/02; F25B 2321/02; F25B 1/005;
F25B 2321/0252; F25B 1/00; F25B 1/10;
F25B 21/04; F25B 2339/047; F25B 5/02;
F25B 7/00; F25B 13/00; F25B 1/053; F25B
2309/06; F25B 2321/021; F25B 2321/023;
F25D 23/028; F25D 23/02; F25D 25/025;
F25D 23/00; F25D 2323/021; F25D 11/00;
F25D 2323/024; F25D 23/04; F25D 29/00;
F25D 25/02; F25D 25/024; F25D 27/005;
F25D 23/12; F25D 29/005; F25D 17/042;
F25D 2325/021

USPC D15/79, 81, 89, 91
See application file for complete search history.

U.S. PATENT DOCUMENTS

D478,601 S *	8/2003	Becke	D15/81
D493,181 S *	7/2004	Kehoe	D15/81
D687,076 S *	7/2013	Schaefer et al.	D15/81
D695,795 S *	12/2013	Schaefer et al.	D15/81
D705,278 S *	5/2014	Schaefer et al.	D15/81
D705,279 S *	5/2014	Schaefer et al.	D15/81
D705,824 S *	5/2014	Schaefer et al.	D15/81

* cited by examiner

Primary Examiner — Daniel Bui

Assistant Examiner — Khawaja Anwar

(74) *Attorney, Agent, or Firm* — Marsh Fischmann &
Breyfogle LLP; Jonathon A. Szumny

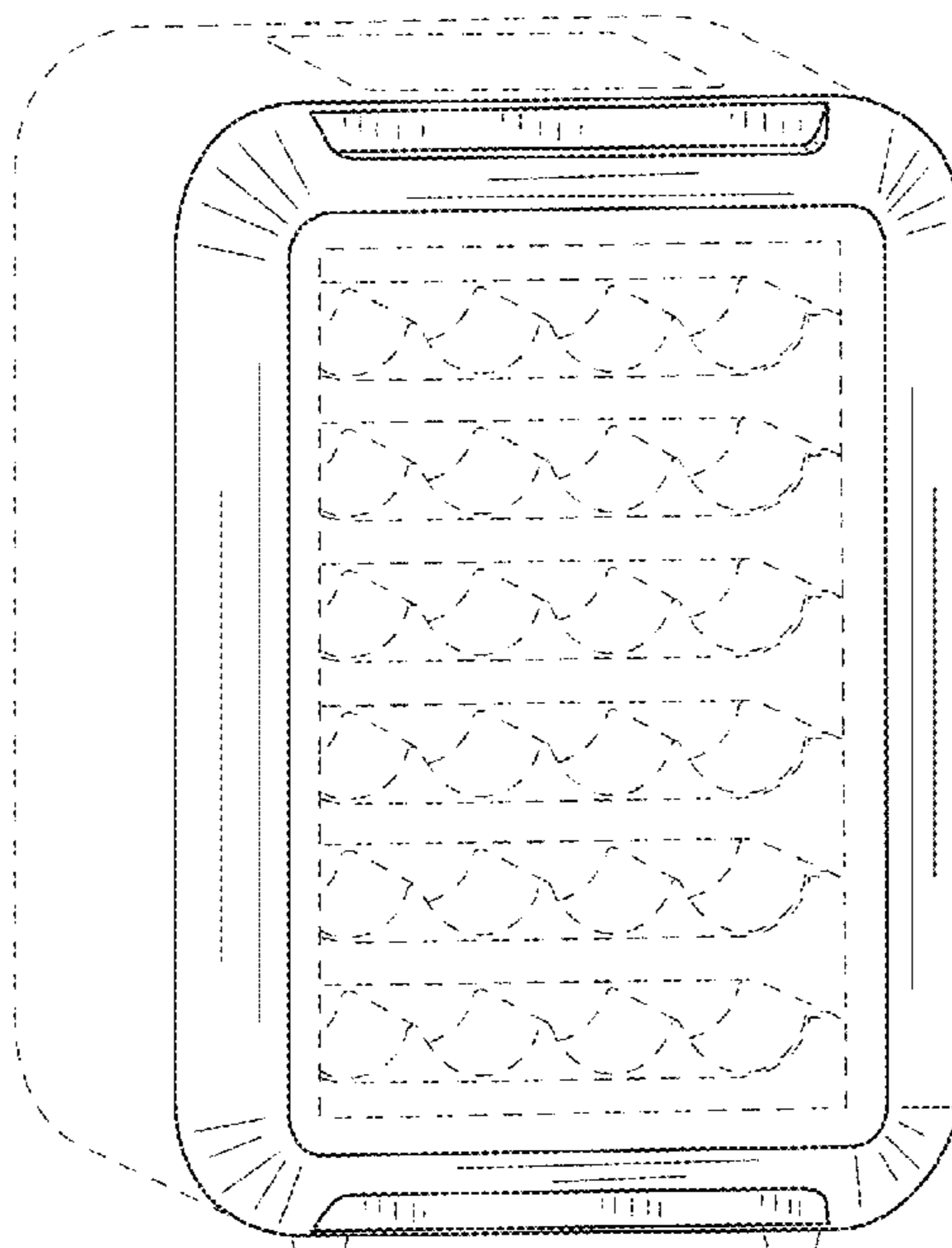
(57) **CLAIM**

The ornamental design for a “door design for beverage cooler”, as shown and described.

DESCRIPTION

FIG. 1 is a perspective view of the door design for beverage cooler, showing our new design;
FIG. 2 is a top view thereof, the bottom view being a mirror image of the top view;
FIG. 3 is a right side view thereof, the left side view being a mirror image of the right side view;
FIG. 4 is a front view thereof; and,
FIG. 5 is a rear view thereof.
The broken lines in the drawings show unclaimed environment only and form no part of the claimed design.

1 Claim, 5 Drawing Sheets



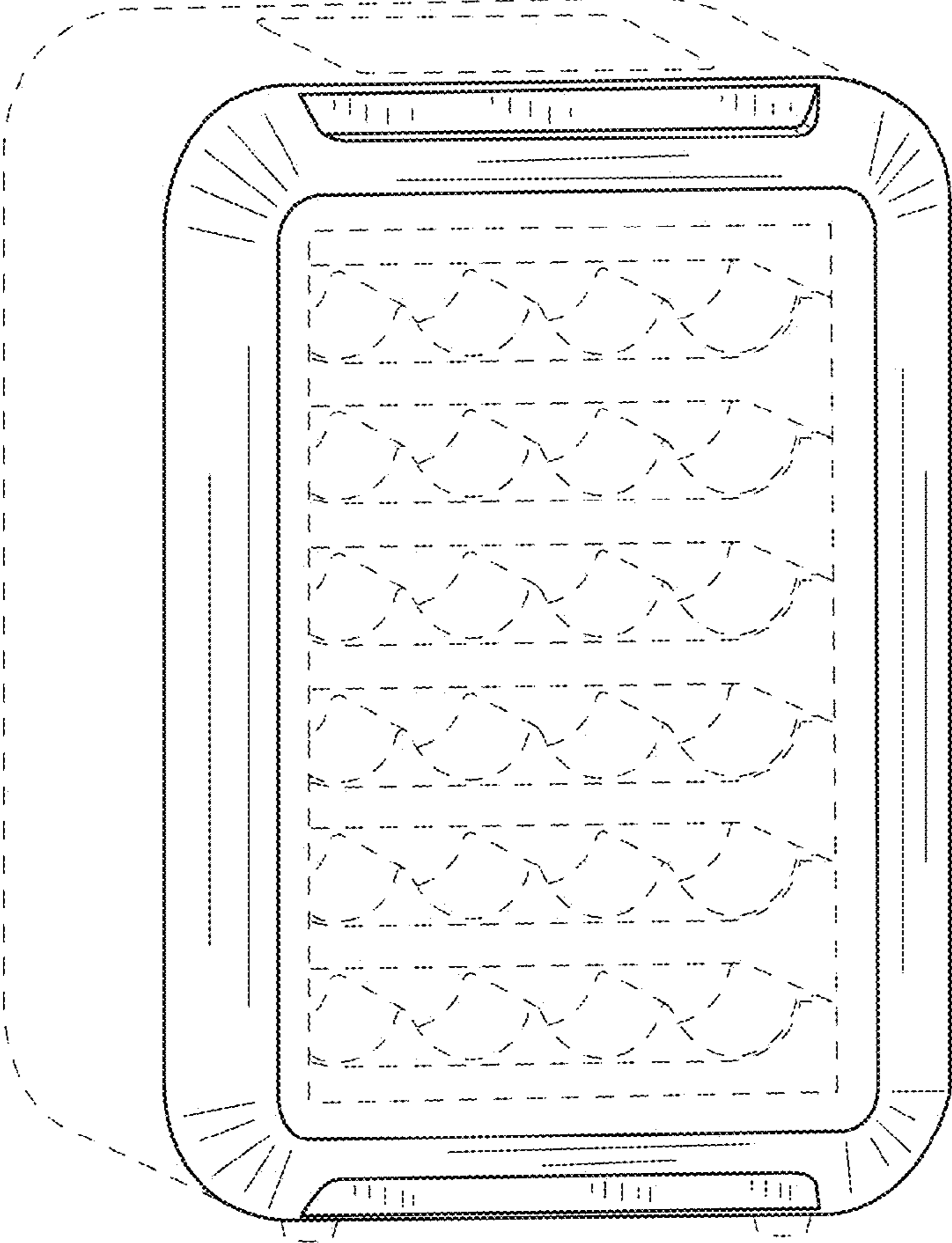


FIG.1

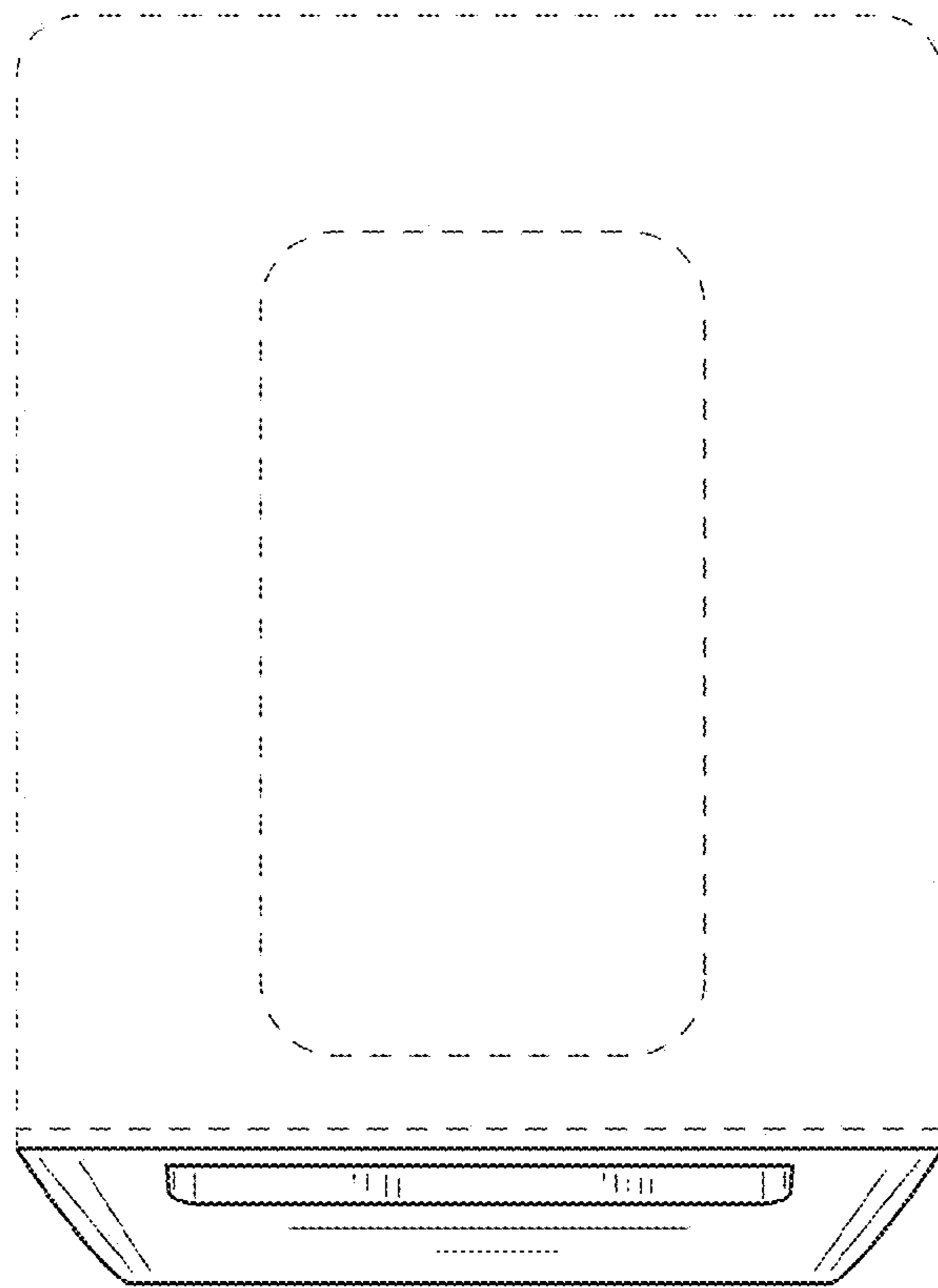


FIG.2




FIG.3




FIG.4




FIG.5