



US00D729282S

(12) **United States Design Patent**
Sasaki

(10) **Patent No.:** **US D729,282 S**
(45) **Date of Patent:** **** May 12, 2015**

- (54) **ENGINE BONNET FOR A TRACTOR FOR AGRICULTURE**
- (71) Applicant: **Kubota Corporation**, Osaka, Osaka (JP)
- (72) Inventor: **Wataru Sasaki**, Sakai (JP)
- (73) Assignee: **Kubota Corporation**, Osaka (JP)
- (**) Term: **14 Years**
- (21) Appl. No.: **29/474,459**
- (22) Filed: **Sep. 26, 2014**

D537,455	S	*	2/2007	Kuwae et al.	D15/31
D546,351	S	*	7/2007	Arthur et al.	D15/31
D586,828	S	*	2/2009	Staines et al.	D15/31
D591,777	S	*	5/2009	Kokitkar et al.	D15/31
D596,205	S	*	7/2009	Kawashiri et al.	D15/31
D602,507	S	*	10/2009	Kushita	D15/31
D605,669	S	*	12/2009	Matsumoto et al.	D15/31
D620,955	S	*	8/2010	Krogh et al.	D15/31
D624,944	S	*	10/2010	Major	D15/31
D631,489	S	*	1/2011	Booth et al.	D15/31
D632,312	S	*	2/2011	Booth et al.	D15/31
D642,598	S	*	8/2011	Wikner et al.	D15/31
D655,318	S	*	3/2012	Hagele et al.	D15/31
D668,695	S	*	10/2012	Ringer	D15/31
D675,233	S	*	1/2013	Kushita et al.	D15/31
D676,466	S	*	2/2013	Ewringmann et al.	D15/31
D680,562	S	*	4/2013	Park	D15/31

- (30) **Foreign Application Priority Data**
- Jun. 12, 2014 (JP) 2014-012744
- (51) **LOC (10) Cl.** **15-03**
- (52) **U.S. Cl.**
- USPC **D15/31**
- (58) **Field of Classification Search**
- USPC D15/10, 11, 13-17, 22-26, 28, 31;
D12/173; 56/13.3, 13.4, 15.8, 15.9,
56/320.1; 180/89.1, 89.12, 900, 69.2,
180/68.1, 69.1
- See application file for complete search history.

* cited by examiner

Primary Examiner — Mark Goodwin
(74) *Attorney, Agent, or Firm* — Masuvalley and Partners

- (56) **References Cited**
- U.S. PATENT DOCUMENTS
- D483,383 S * 12/2003 Crookes et al. D15/31
- D488,489 S * 4/2004 Montgomery et al. D15/31
- D495,344 S * 8/2004 Farlow et al. D15/31
- D495,345 S * 8/2004 Farlow et al. D15/31
- D527,742 S * 9/2006 Kuwae D15/31
- D527,743 S * 9/2006 Asada et al. D15/31
- D533,882 S * 12/2006 Higashikawa D15/31
- D537,090 S * 2/2007 Kuwae D15/31

(57) **CLAIM**
The ornamental design for an engine bonnet for a tractor for agriculture, as shown and described.

DESCRIPTION

FIG. 1 is a perspective view of the engine bonnet for a tractor for agriculture according to the invention; FIG. 2 is a front elevation view thereof; FIG. 3 is a rear elevation view thereof; FIG. 4 is a left side elevation view thereof; FIG. 5 is a right side elevation view thereof; FIG. 6 is a top plan view thereof; and, FIG. 7 is a bottom plan view thereof. The line shading in parts of the drawings is included for the purpose of illustrating use and environment and forms no part of the claimed design.

1 Claim, 7 Drawing Sheets

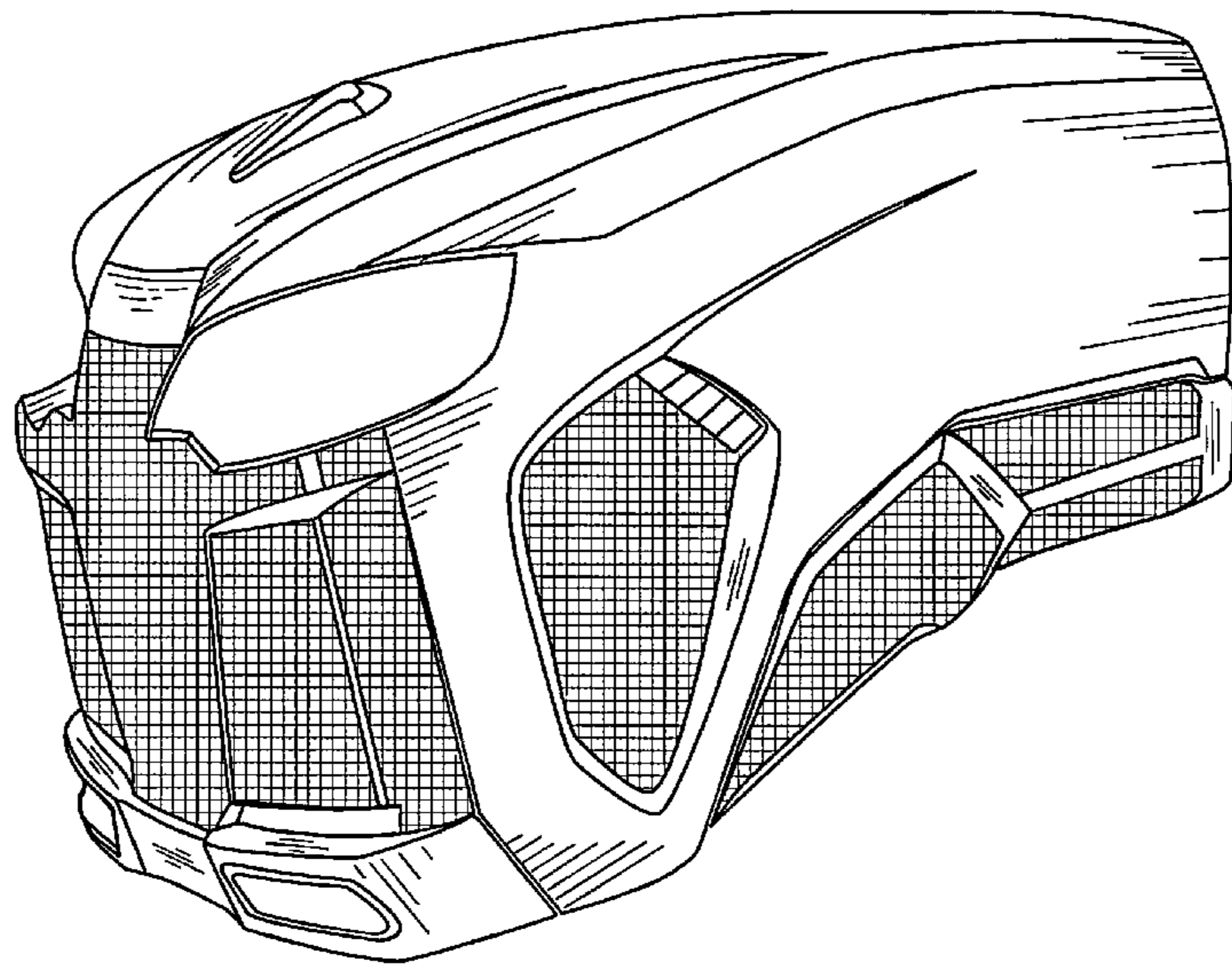


FIG. 1

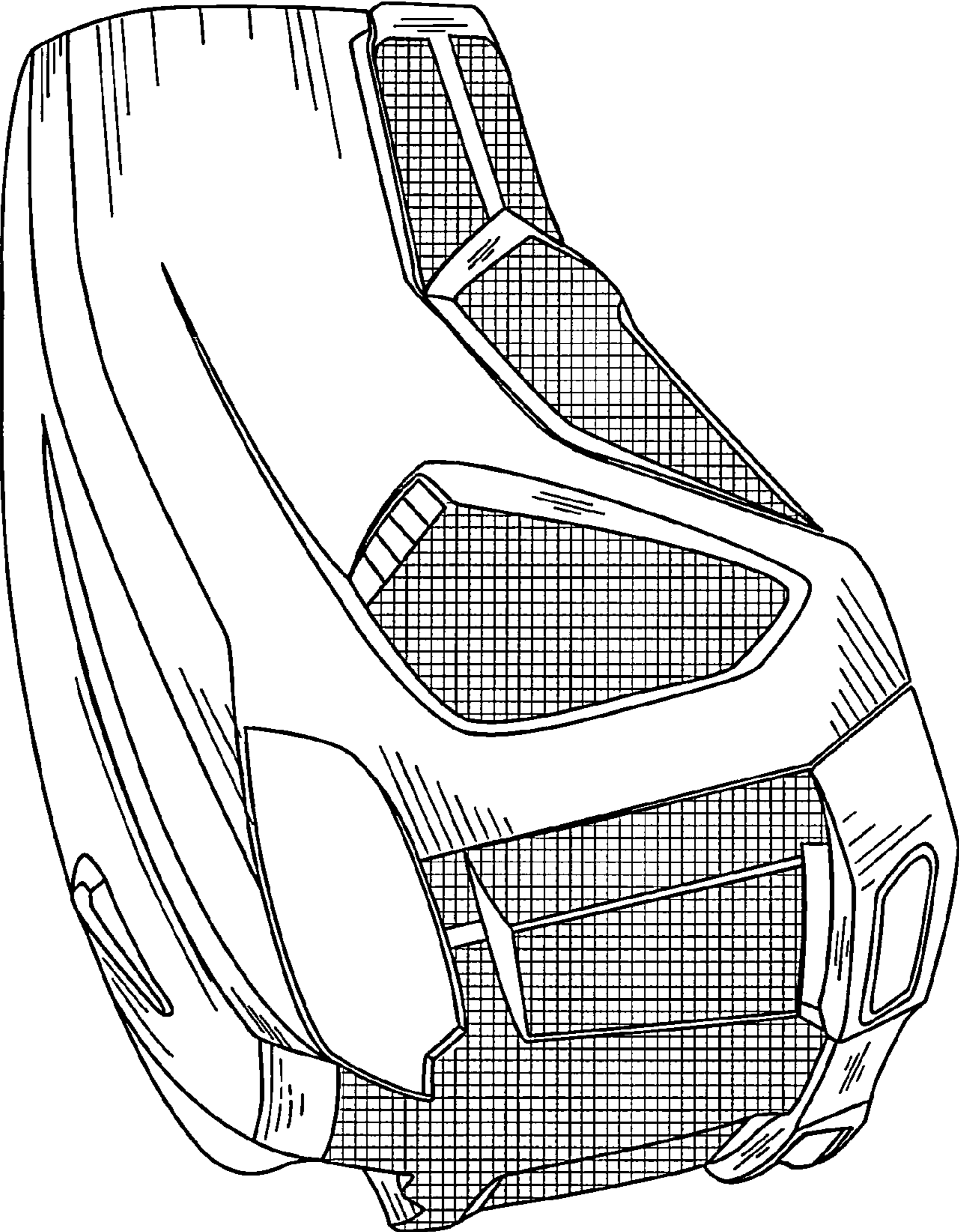


FIG. 2

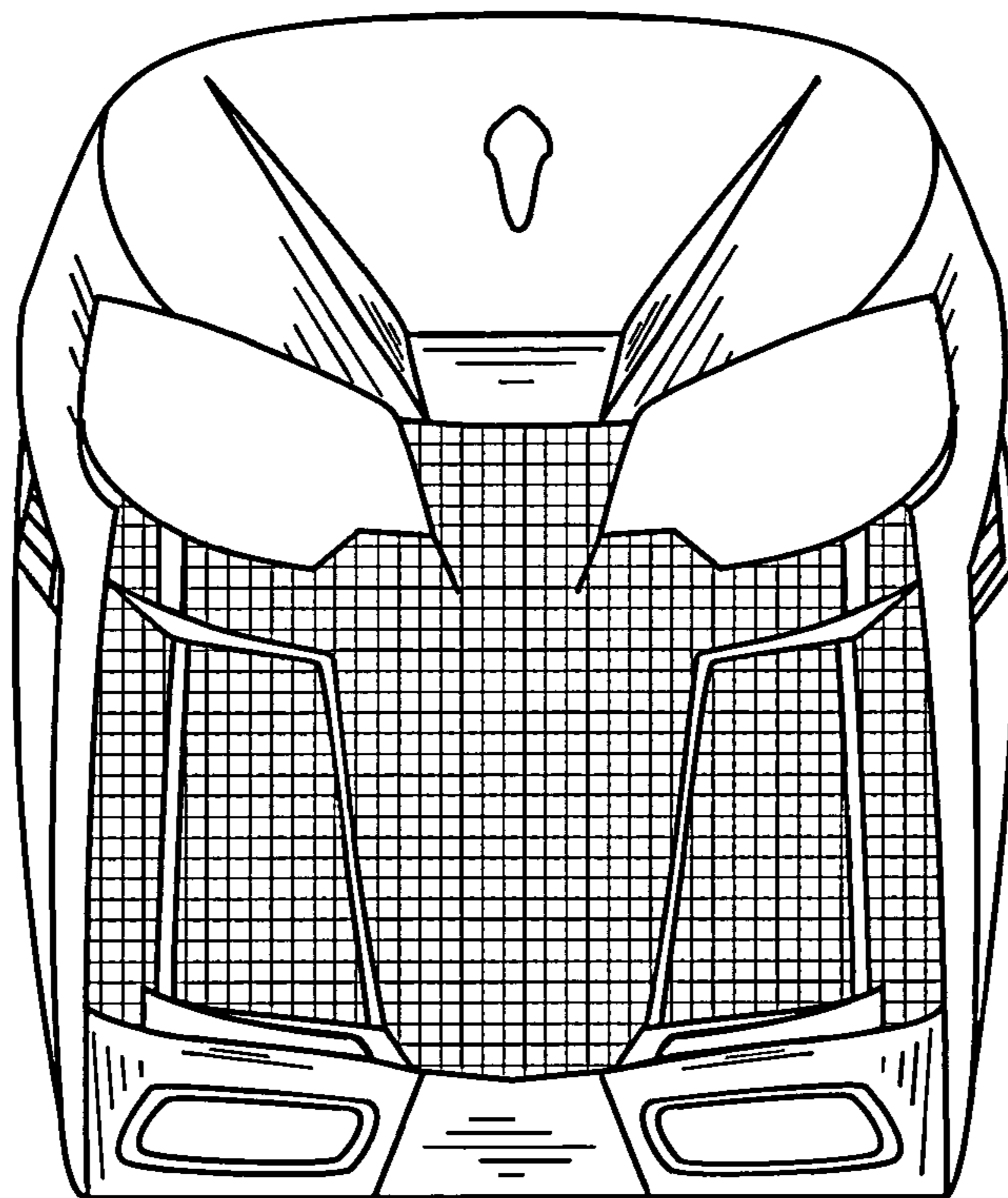


FIG. 3

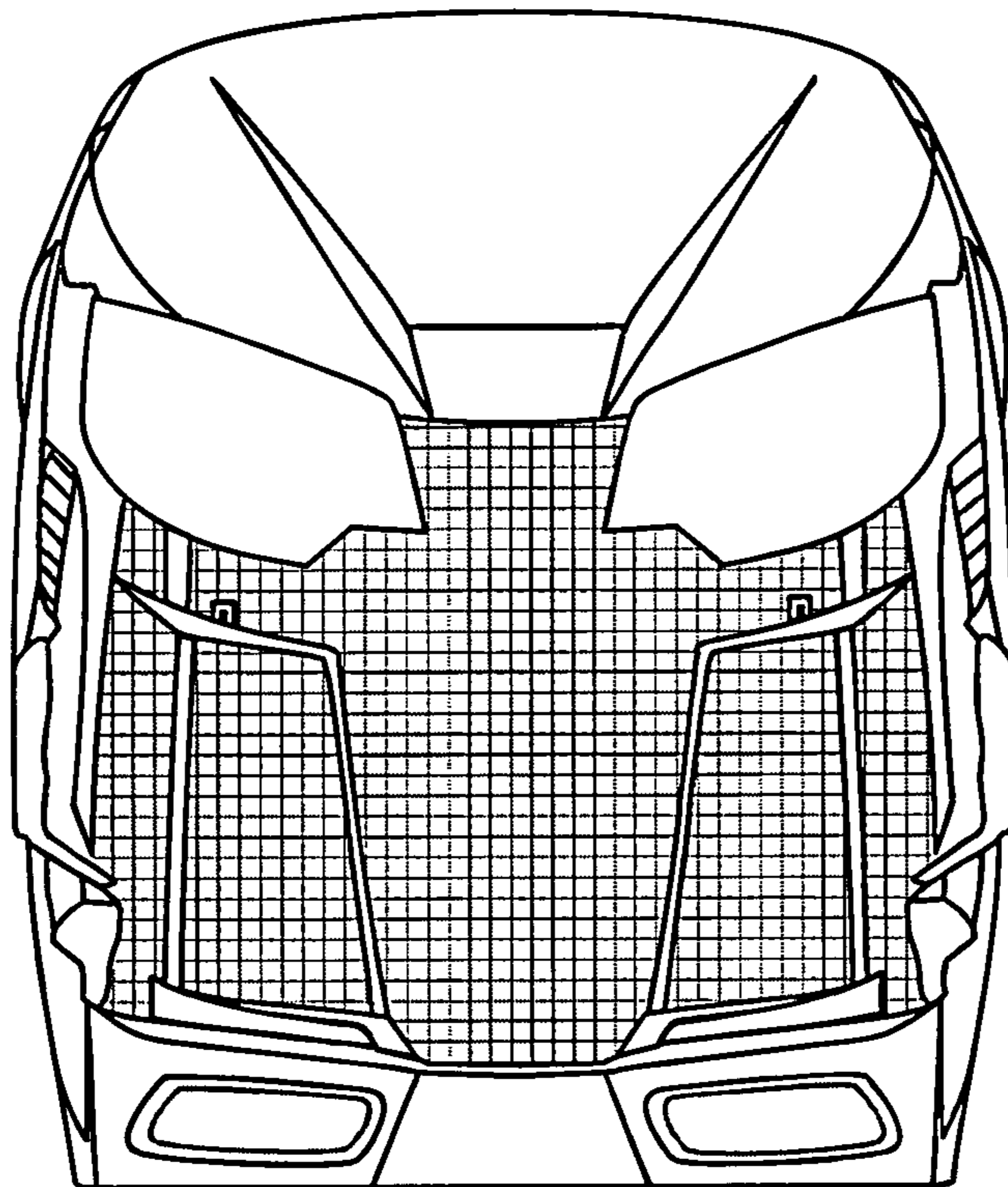


FIG. 4

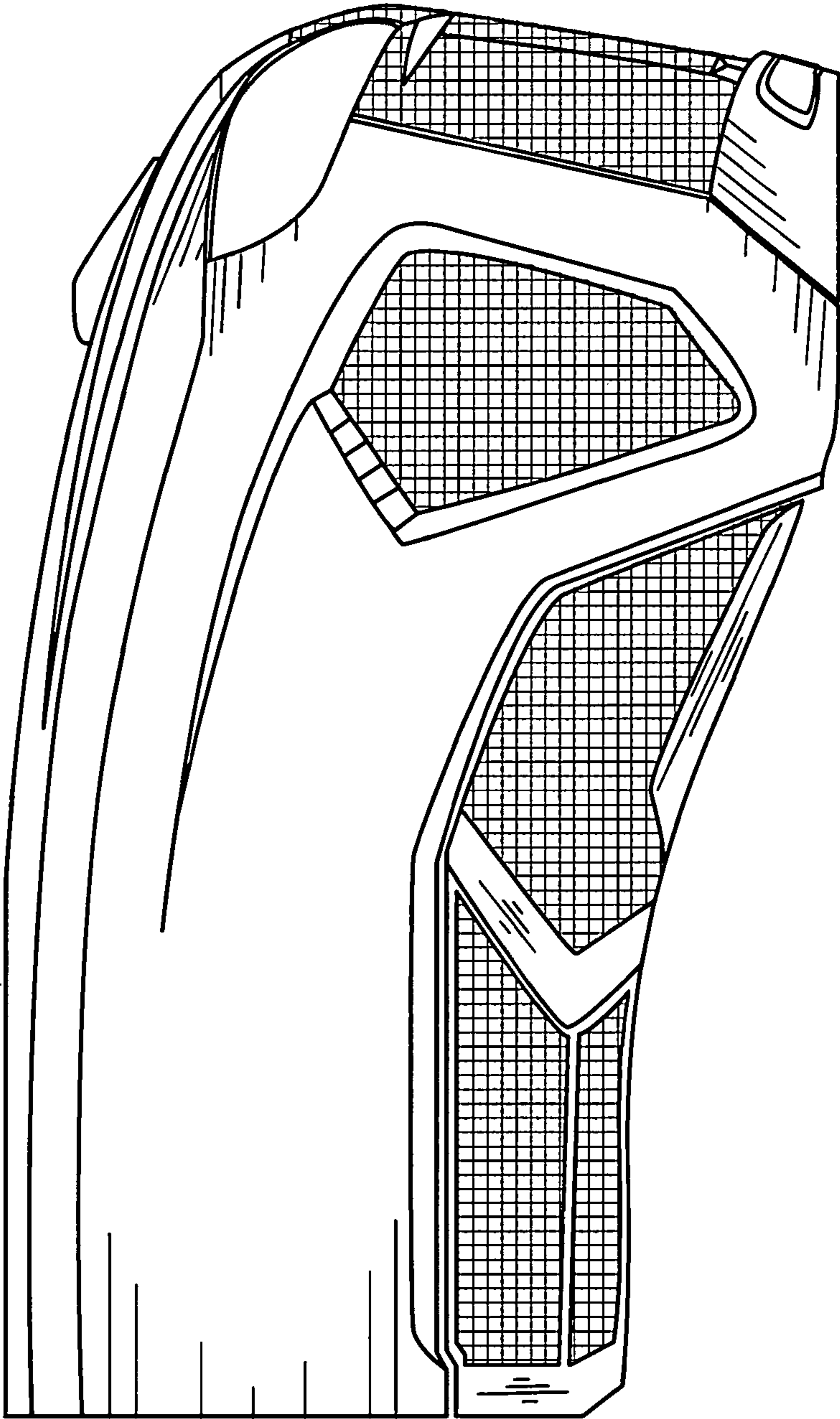


FIG. 5

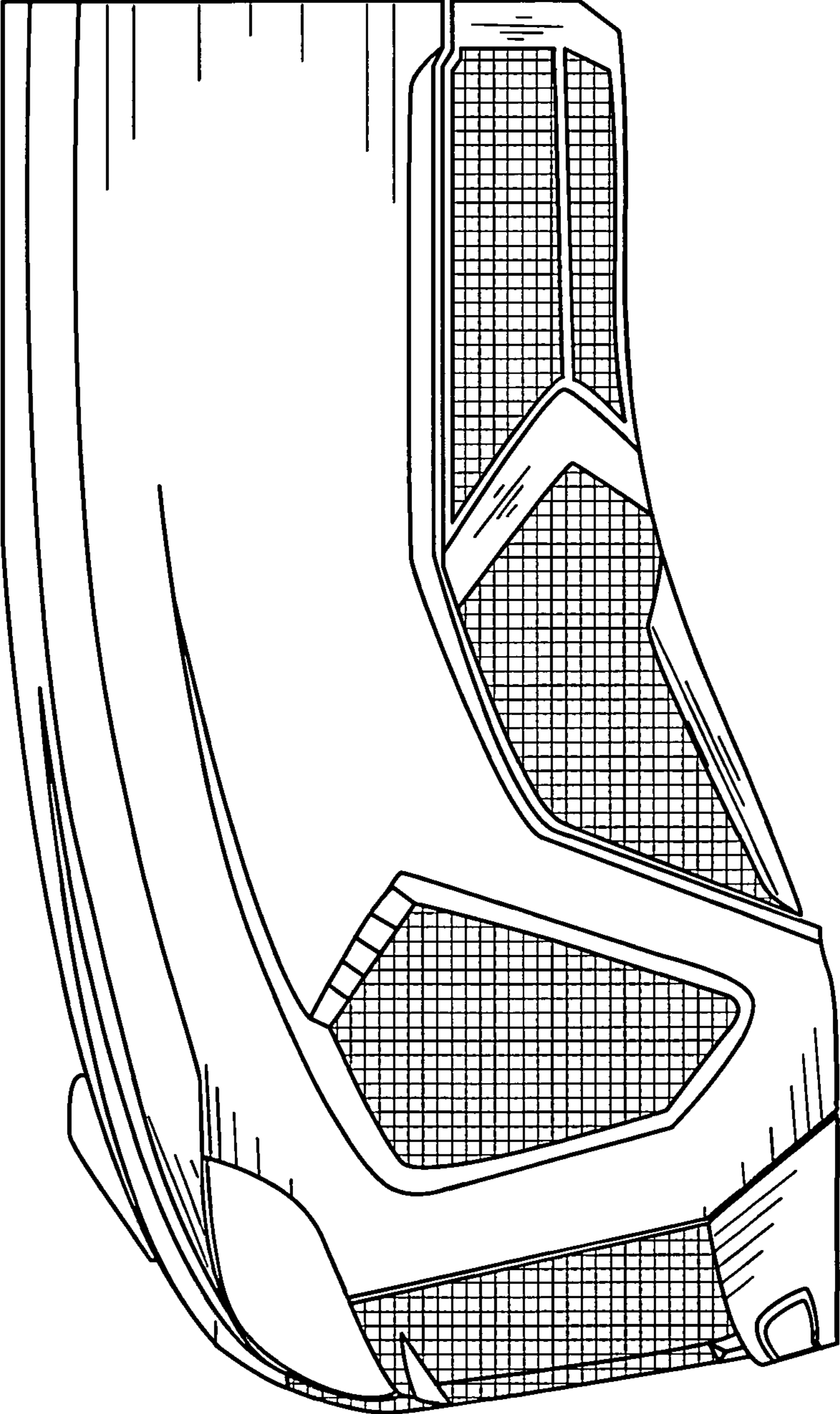


FIG. 6

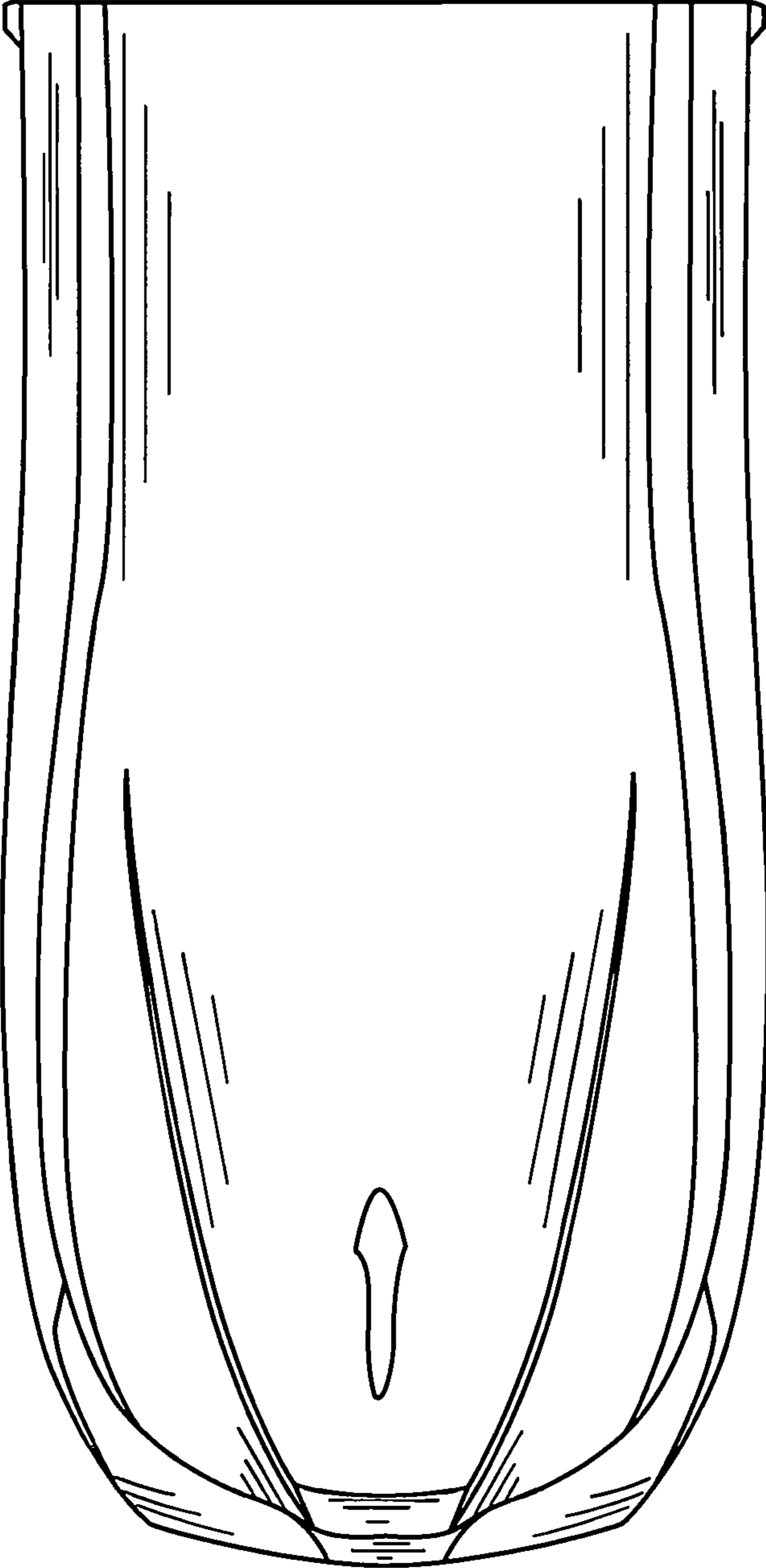


FIG. 7

