



US00D729280S

(12) **United States Design Patent**
Näslund et al.

(10) **Patent No.:** **US D729,280 S**

(45) **Date of Patent:** **** May 12, 2015**

(54) **HOUSE FOR ROBOTIC MOWER**

(71) Applicant: **Husqvarna AB**, Huskvarna (SE)

(72) Inventors: **Jens Näslund**, Bromma (SE);
Anna-Karin Bergkvist, Skärholmen (SE)

(73) Assignee: **Husqvarna AB**, Huskvarna (SE)

(**) Term: **14 Years**

(21) Appl. No.: **29/499,630**

(22) Filed: **Aug. 18, 2014**

(30) **Foreign Application Priority Data**

Feb. 18, 2014 (EM) 002406694-0002

(51) **LOC (10) Cl.** **15-03**

(52) **U.S. Cl.**
USPC **D15/17; D15/14**

(58) **Field of Classification Search**
USPC D15/14, 17, 18; 56/11.9, 17.5, 13.4,
56/12.8, 16.7, 202, 255, 294, 295, 320.1,
56/320.2; 180/900, 89.1, 89.12
See application file for complete search history.

(56) **References Cited**

U.S. PATENT DOCUMENTS

D420,365 S *	2/2000	Gunnar	D15/14
D451,931 S *	12/2001	Abramson et al.	D15/14
D504,901 S *	5/2005	Wickstrom et al.	D15/14
D559,867 S *	1/2008	Abramson	D15/14
D573,610 S *	7/2008	Abramson	D15/14
D643,048 S *	8/2011	Pflum	D15/11
D652,431 S *	1/2012	Naslund	D15/14
D656,163 S *	3/2012	Johansson et al.	D15/14

D678,352 S *	3/2013	Maeda et al.	D15/17
D718,339 S *	11/2014	Damshak et al.	D15/14
D718,340 S *	11/2014	Damshak et al.	D15/14
D718,341 S *	11/2014	Gur et al.	D15/14
D718,793 S *	12/2014	Gur et al.	D15/14

* cited by examiner

Primary Examiner — Mark Goodwin

(74) *Attorney, Agent, or Firm* — Nelson Mullins Riley & Scarborough LLP

(57) **CLAIM**

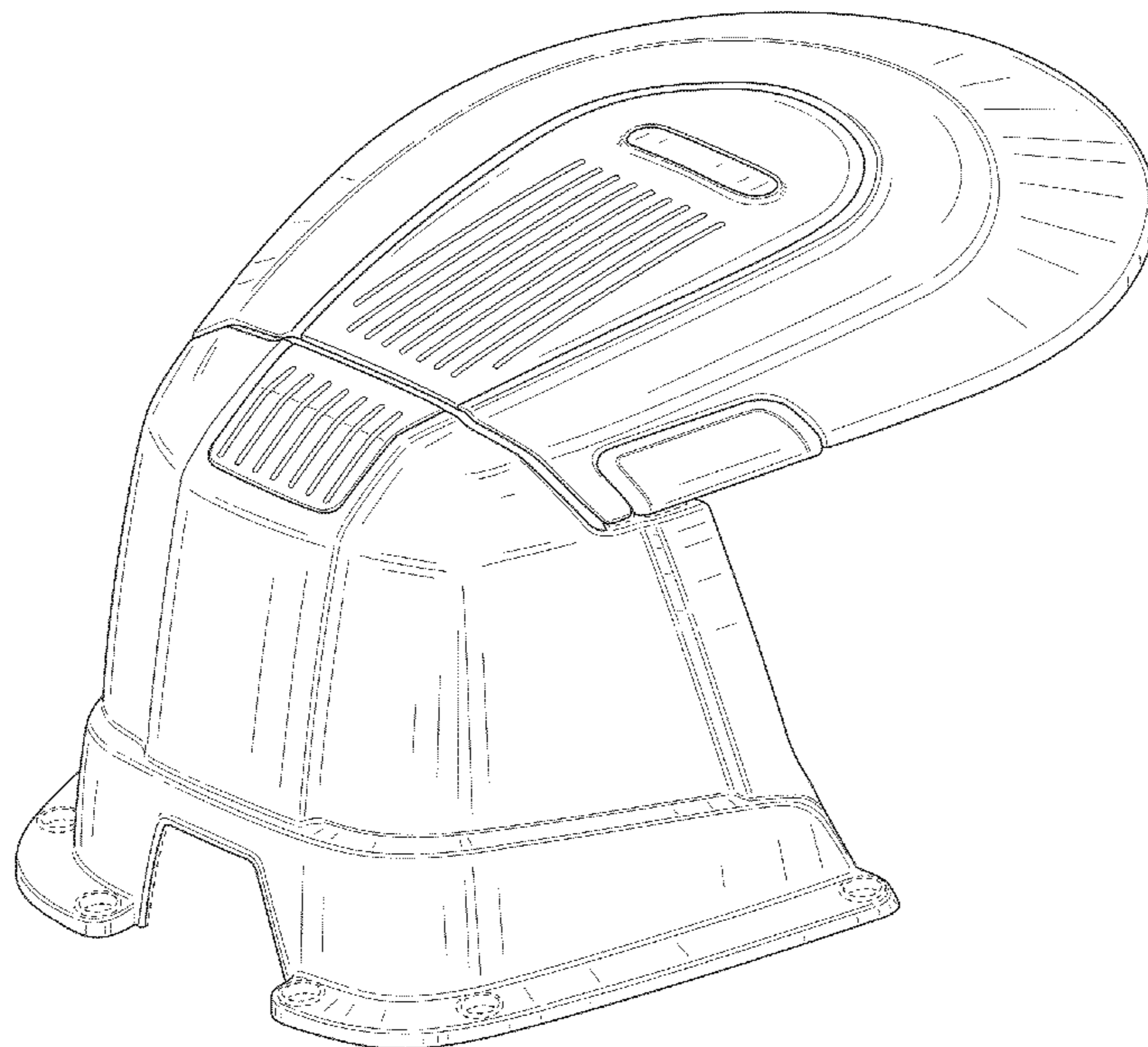
The ornamental design for a house for a robotic mower, as shown and described.

DESCRIPTION

FIG. 1 is a perspective view of a house for a robotic mower in accordance with an embodiment of the present invention; FIG. 2 is a rear view of the house for a robotic mower of FIG. 1; FIG. 3 is a front view of the house for a robotic mower of FIG. 1; FIG. 4 is a right side view of the house for a robotic mower of FIG. 1; FIG. 5 is a left side view of the house for a robotic mower of FIG. 1; FIG. 6 is a top view of the house for a robotic mower of FIG. 1; and, FIG. 7 is a bottom view of the house for a robotic mower of FIG. 1.

The broken lines of FIGS. 1-7 are illustrative of the visible environmental structure of the house for a robotic mower and form no part of the claimed design.

1 Claim, 7 Drawing Sheets



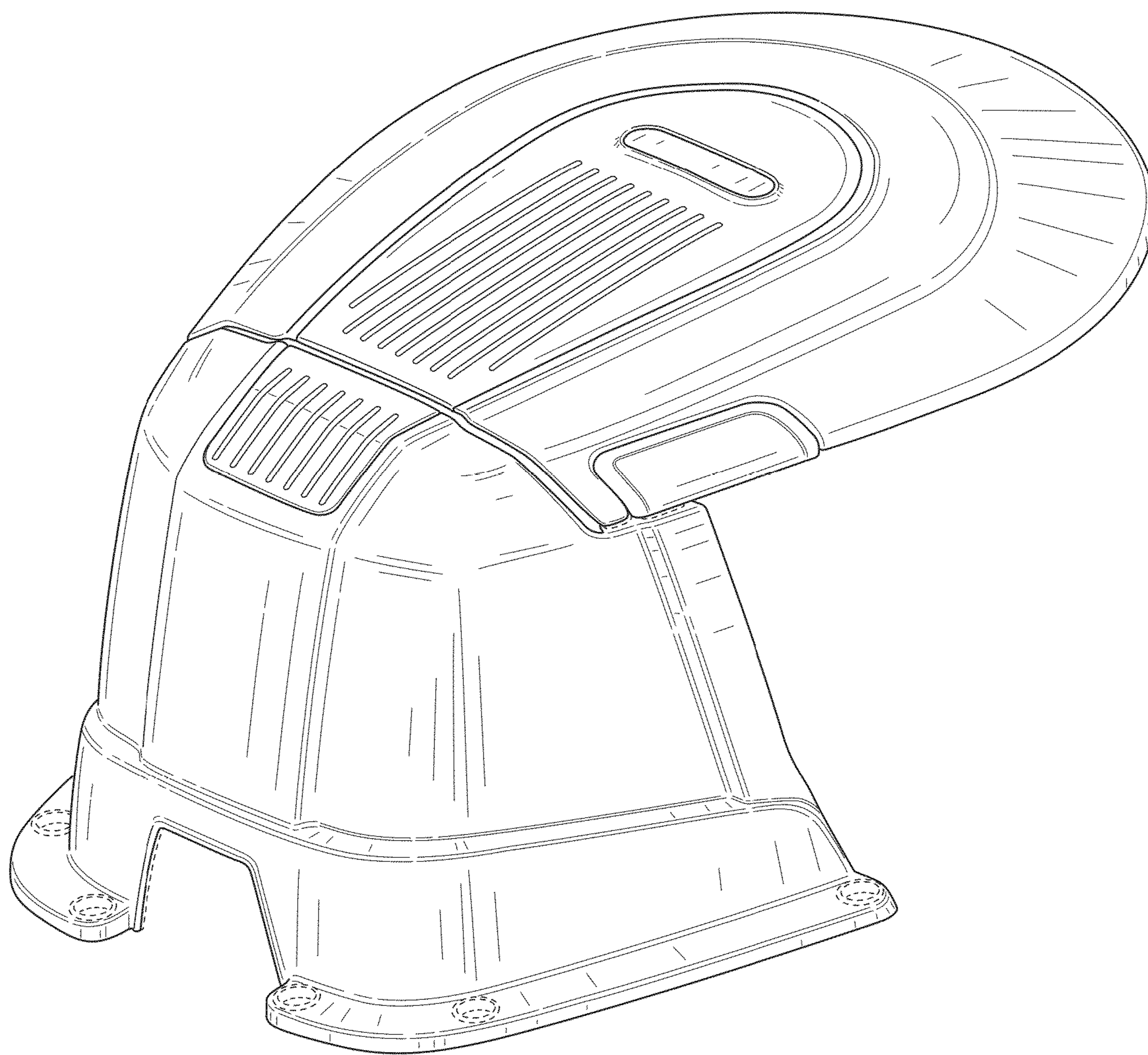


FIG. 1




FIG. 2

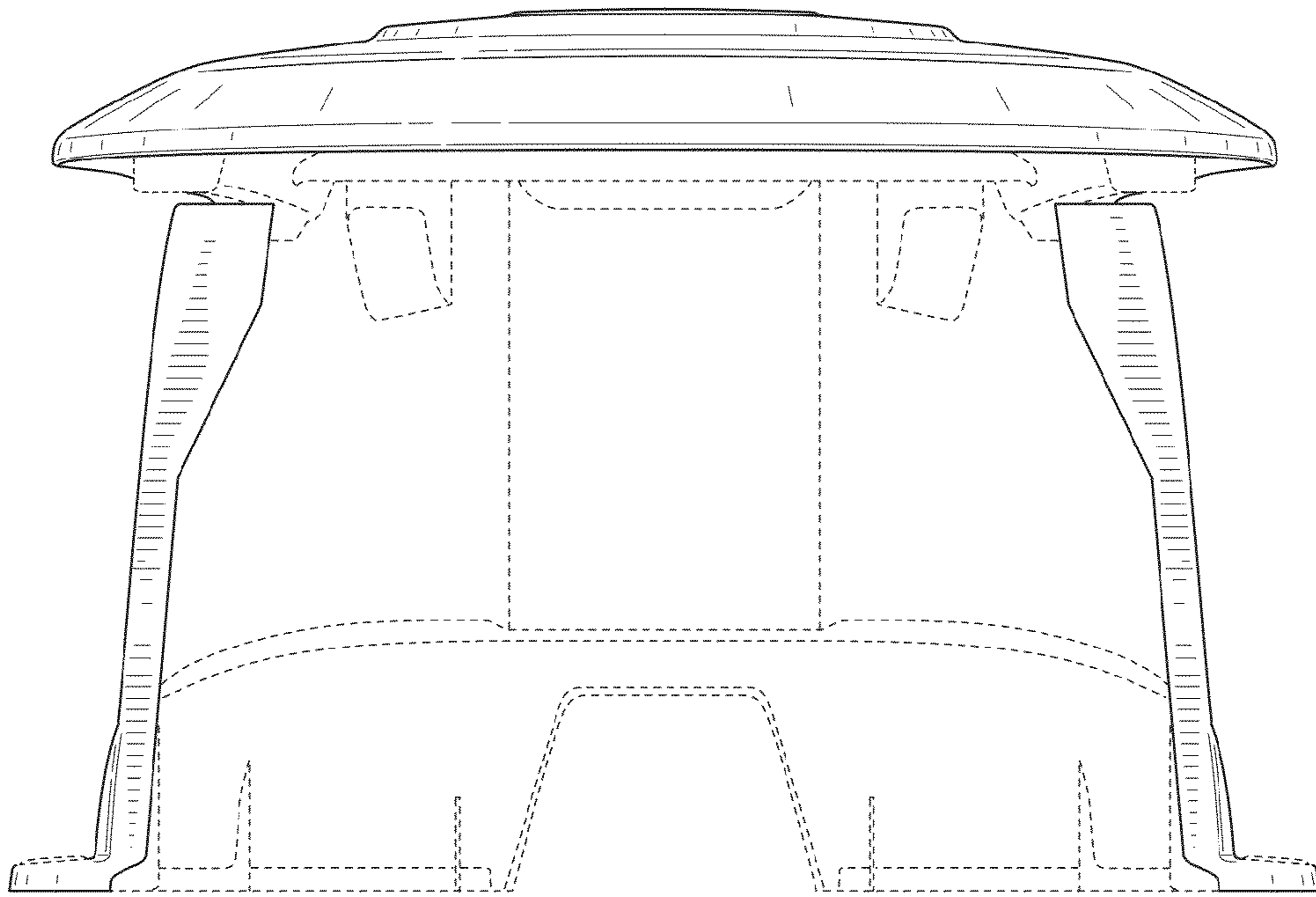


FIG. 3

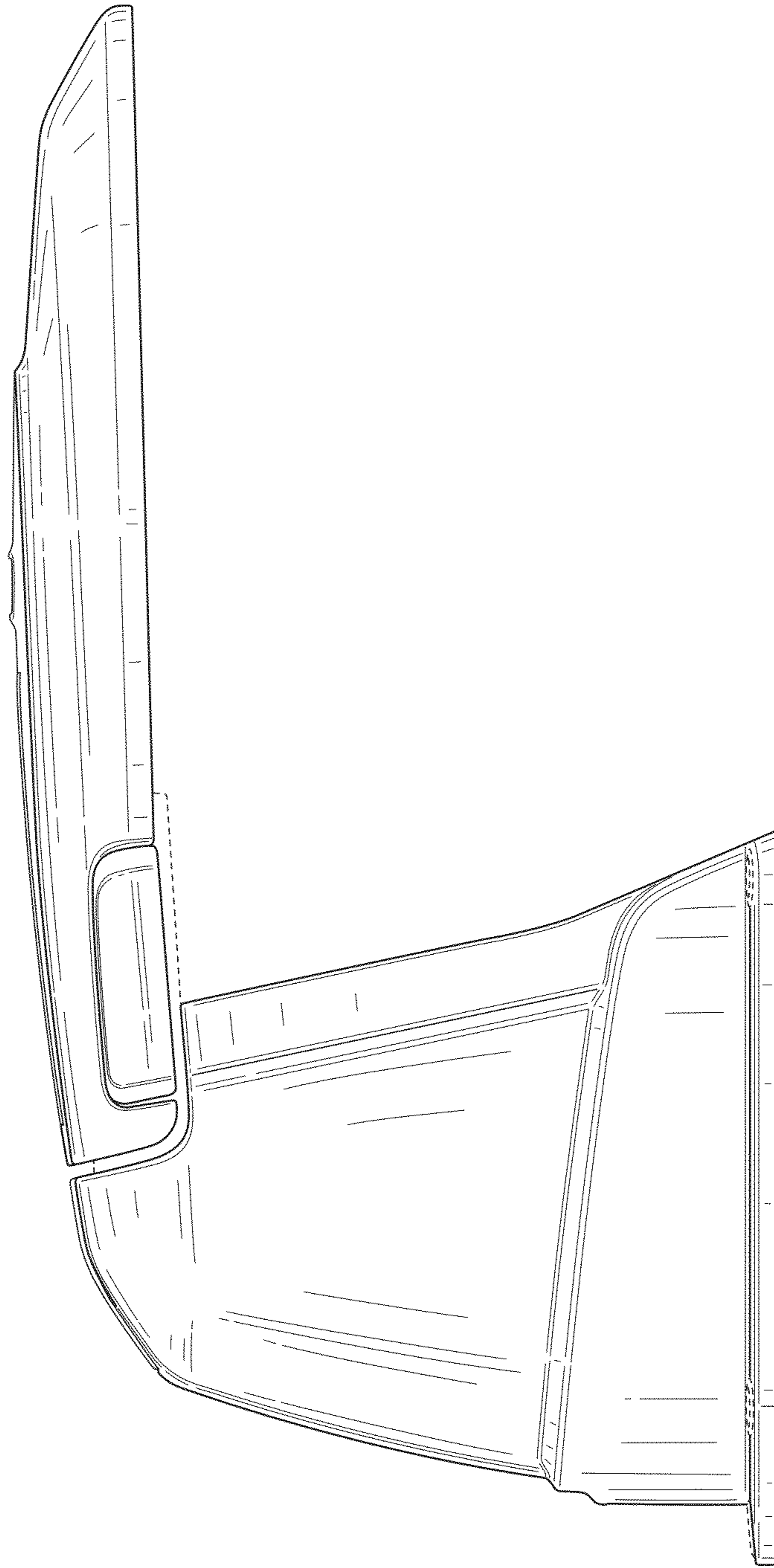


FIG. 4




FIG. 5

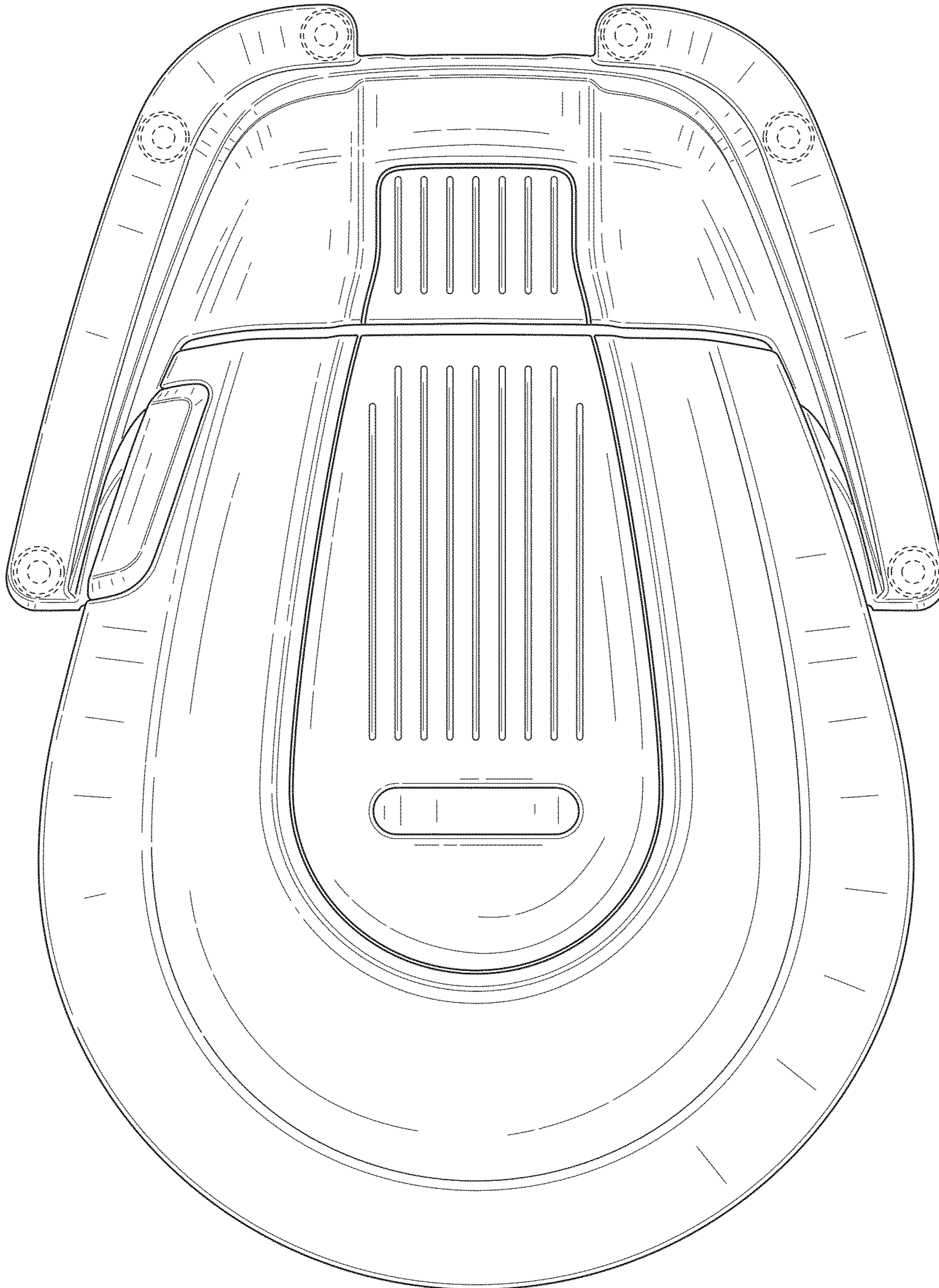


FIG. 6

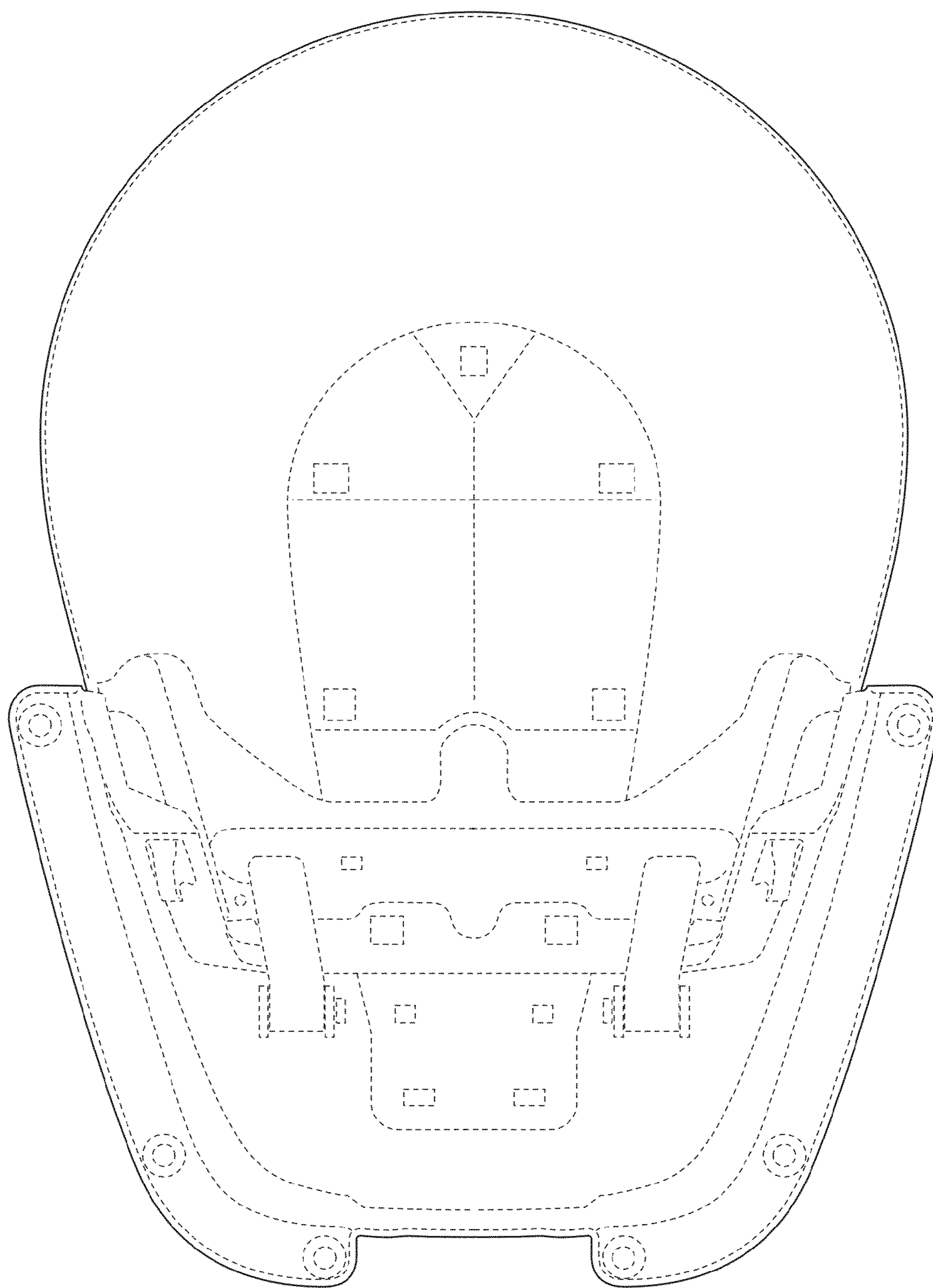


FIG. 7