



US00D729267S

(12) **United States Design Patent**  
**Yoo et al.**

(10) **Patent No.:** **US D729,267 S**  
(45) **Date of Patent:** **\*\* May 12, 2015**

- (54) **OVEN DISPLAY SCREEN WITH A GRAPHICAL USER INTERFACE**
- (71) Applicant: **Samsung Electronics Co., Ltd.**,  
Suwon-Si, Gyeonggi-Do (KR)
- (72) Inventors: **Yekyung Yoo**, Seoul (KR); **Joon-Taek Lee**, Yongin-si (KR); **Joonho Lee**, Seoul (KR)
- (73) Assignee: **Samsung Electronics Co., Ltd.**,  
Gyeonggi-do (KR)
- (\*\*) Term: **14 Years**

2009/0126714	A1 *	5/2009	Barkhouse et al. ....	126/39 G
2010/0107103	A1 *	4/2010	Wallaert et al. ....	715/771
2011/0029865	A1 *	2/2011	Gilland et al. ....	715/702
2011/0138323	A1 *	6/2011	Skidmore et al. ....	715/800
2011/0197165	A1 *	8/2011	Filippov et al. ....	715/841

\* cited by examiner

*Primary Examiner* — Philip S Hyder  
*Assistant Examiner* — Darlington Ly

(74) *Attorney, Agent, or Firm* — Harness, Dickey & Pierce, P.L.C.

- (21) Appl. No.: **29/445,319**
- (22) Filed: **Feb. 11, 2013**

(57) **CLAIM**

We claim the ornamental design for an oven display screen with a graphical user interface, as shown and described.

- (30) **Foreign Application Priority Data**
- Aug. 28, 2012 (KR) ..... 30-2012-0041325
- (51) **LOC (10) Cl.** ..... **14-04**
- (52) **U.S. Cl.**  
USPC ..... **D14/486**
- (58) **Field of Classification Search**  
USPC ..... D14/485-495; D18/26, 31, 32, 33;  
D20/11, 12, 23, 24, 25, 29, 30, 31, 32,  
D20/36, 37, 38; 715/702, 764, 838  
See application file for complete search history.

**DESCRIPTION**

FIG. 1 is a front view of an oven display screen with a graphical user interface showing our new design;  
 FIG. 2 is a front view thereof showing our new design in a second state;  
 FIG. 3 is a front view thereof showing our new design in a third state;  
 FIG. 4 is a front view thereof showing our new design in a fourth state;  
 FIG. 5 is an enlarged front view of the oven display screen with a graphical user interface as shown in FIG. 1;  
 FIG. 6 is an enlarged front view of FIG. 2;  
 FIG. 7 is an enlarged front view of FIG. 3; and,  
 FIG. 8 is an enlarged front view of FIG. 4.  
 The appearance of the transitional image sequentially transitions between the images shown in FIGS. 1-4 and FIGS. 5-8. The process or period in which one image transitions to another image forms no part of the claimed design.  
 The broken line showing of the oven is included for the purpose of illustrating environmental structure associated with the oven display screen with a graphical user interface and forms no part of the claimed design.

- (56) **References Cited**
- U.S. PATENT DOCUMENTS
- D498,240 S \* 11/2004 Amaitis et al. .... D14/486
- D575,792 S \* 8/2008 Benson ..... D14/486
- D602,944 S \* 10/2009 Barkhouse et al. .... D14/488
- D667,018 S \* 9/2012 Clanton et al. .... D14/485
- D678,302 S \* 3/2013 Trumble et al. .... D14/486
- D682,855 S \* 5/2013 Iden ..... D14/486
- D696,270 S \* 12/2013 Hyunjung et al. .... D14/486
- D699,255 S \* 2/2014 Kim et al. .... D14/486

**1 Claim, 6 Drawing Sheets**

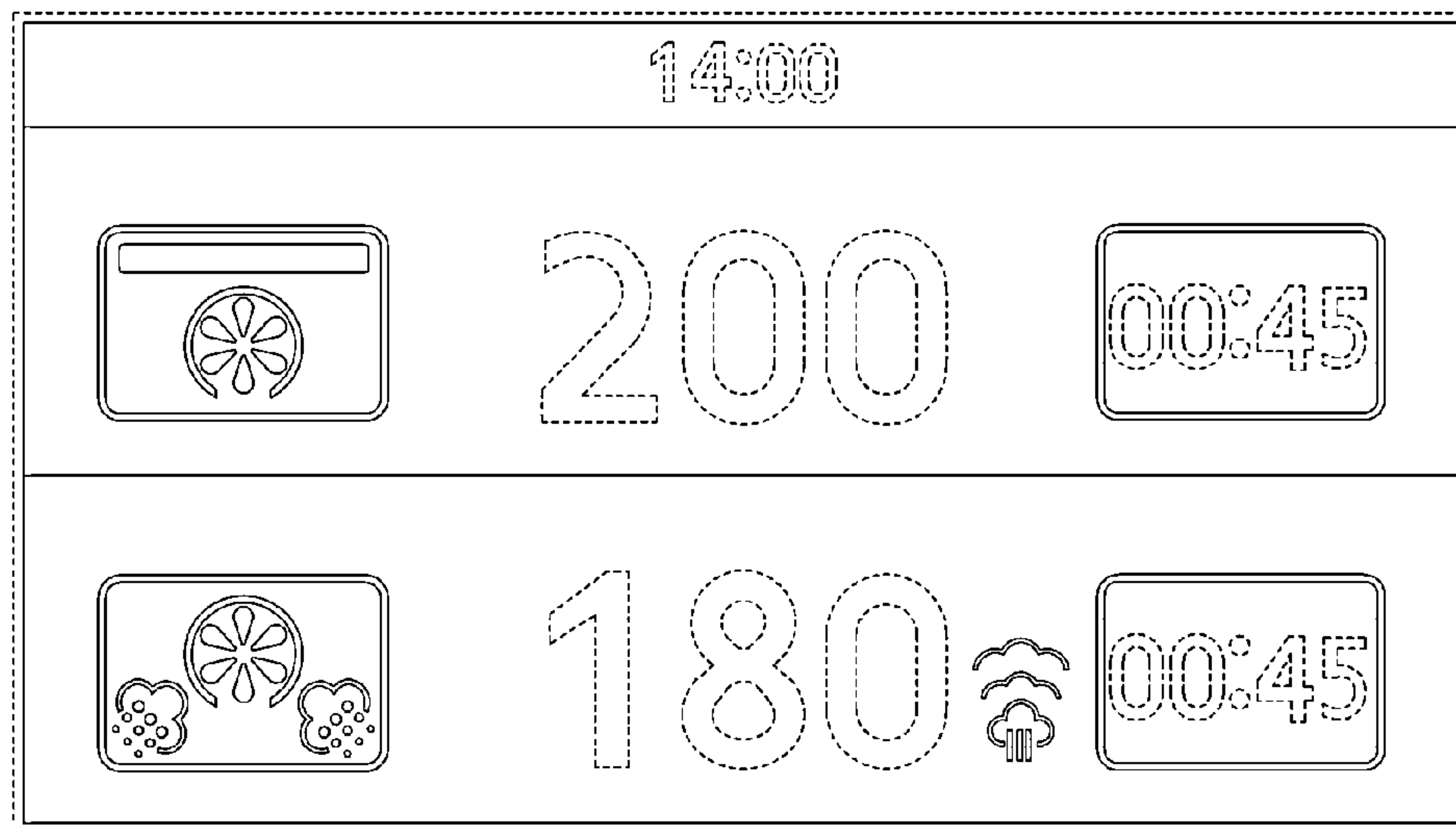


FIG. 1




FIG. 2




FIG. 3

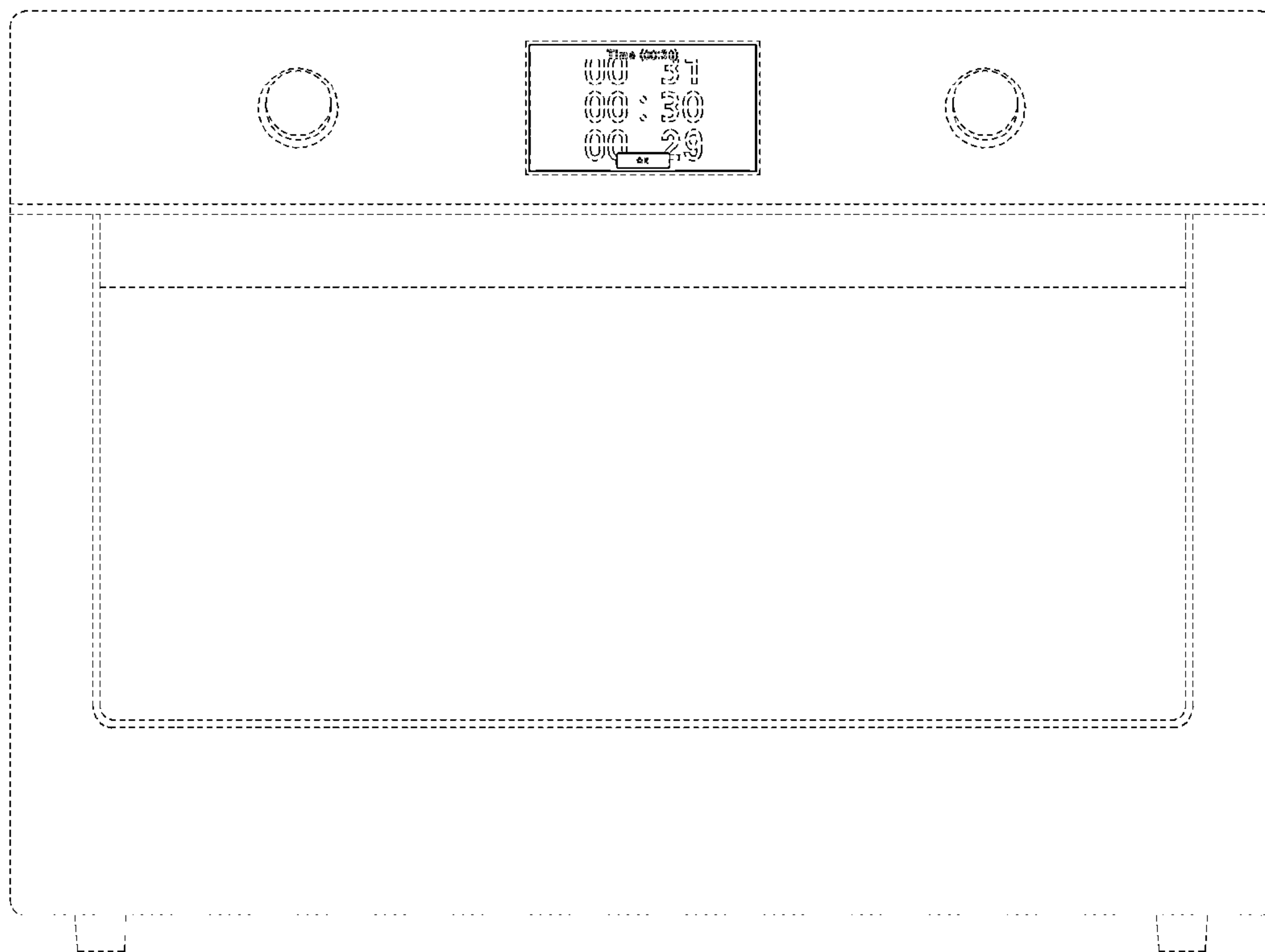


FIG. 4




FIG.5

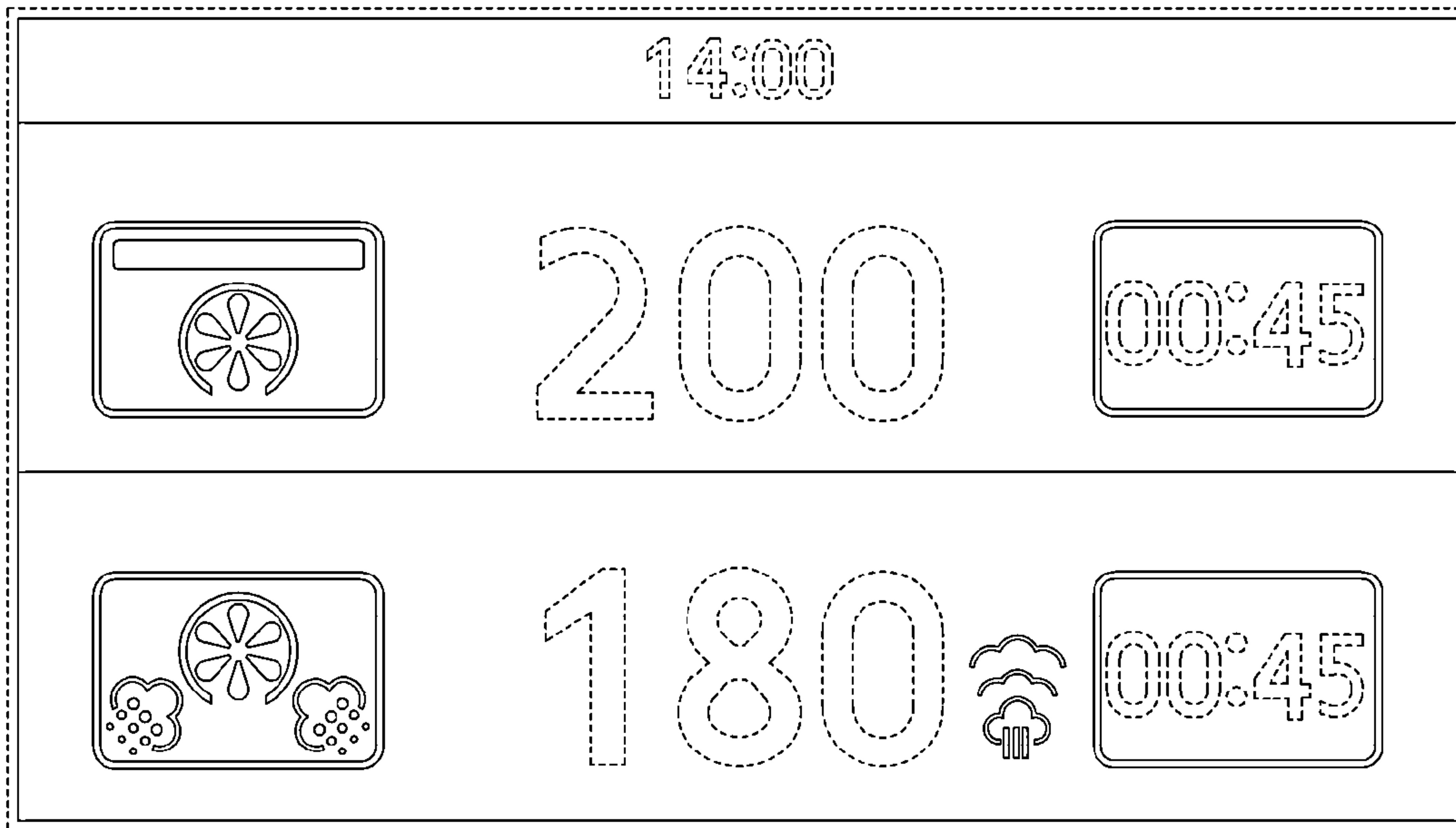


FIG.6

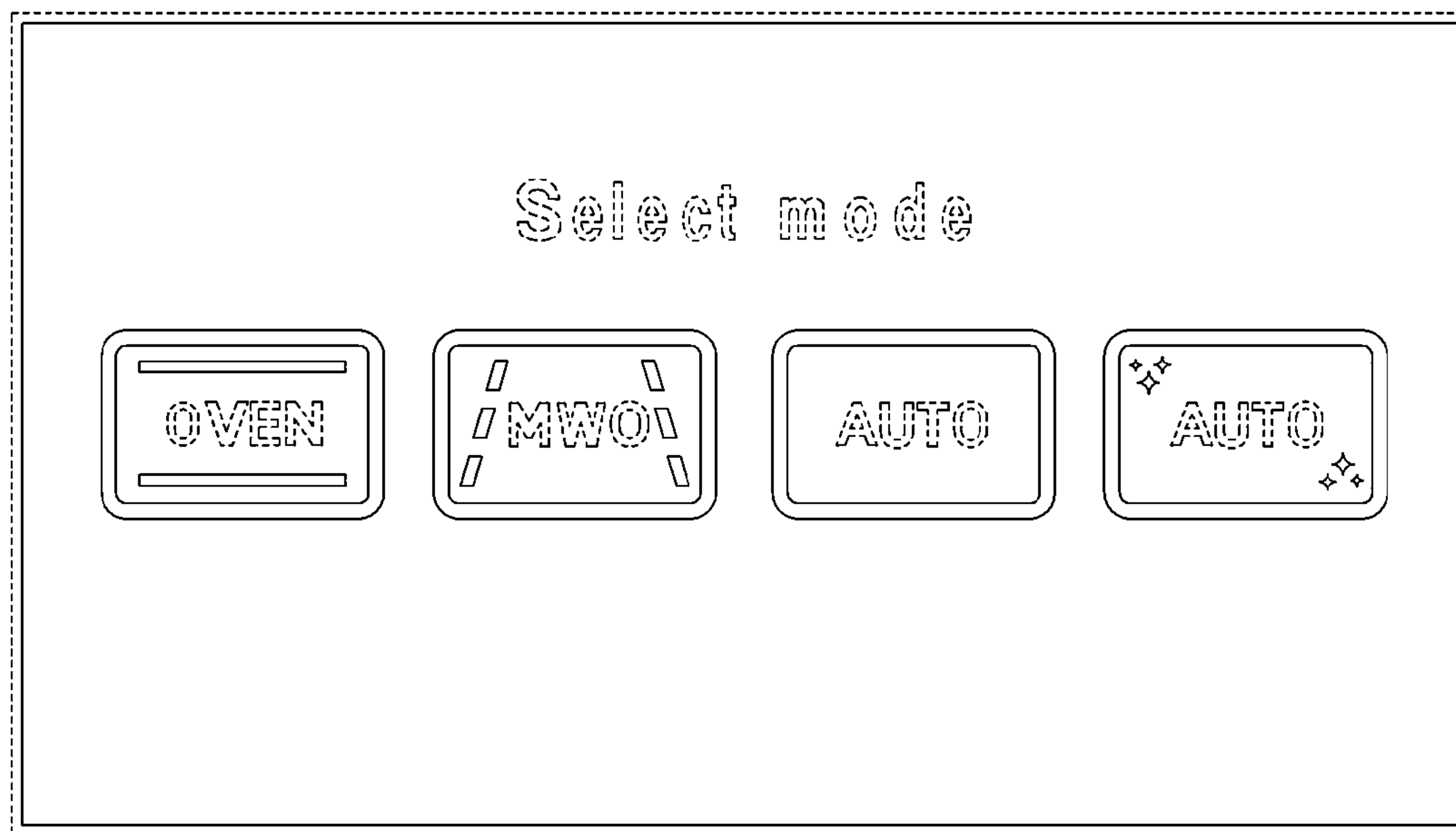


FIG.7

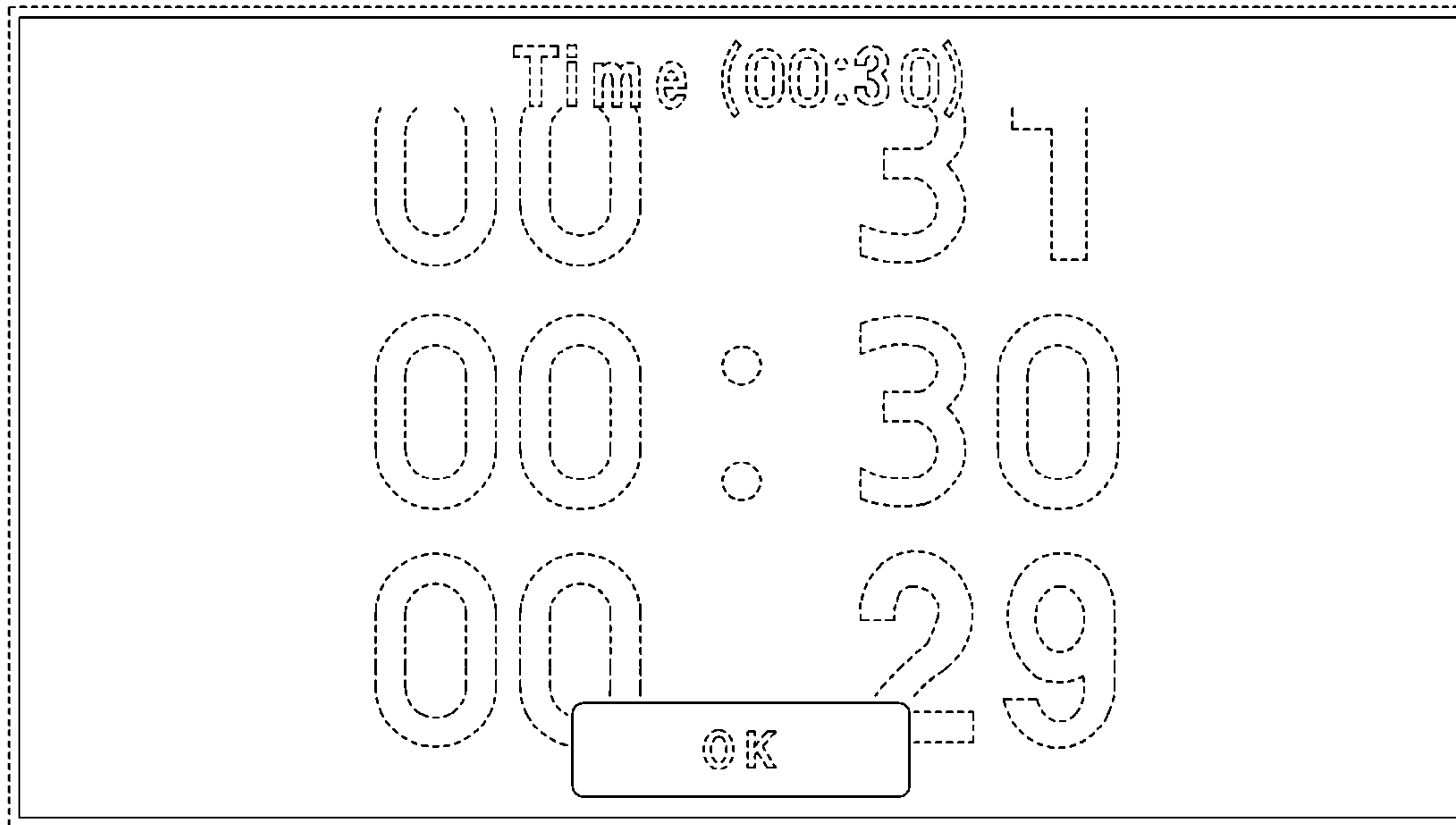


FIG.8

