



US00D729261S

(12) **United States Design Patent**
Chou

(10) **Patent No.:** **US D729,261 S**

(45) **Date of Patent:** **** May 12, 2015**

(54) **DISPLAY SCREEN WITH GRAPHICAL USER INTERFACE**

(71) Applicant: **HTC Corporation**, Taoyuan County (TW)

(72) Inventor: **Peter Chou**, Taoyuan County (TW)

(73) Assignee: **HTC Corporation**, Taoyuan (TW)

(**) Term: **14 Years**

(21) Appl. No.: **29/441,360**

(22) Filed: **Jan. 4, 2013**

(51) **LOC (10) Cl.** **14-04**

(52) **U.S. Cl.**
USPC **D14/485**

(58) **Field of Classification Search**
USPC D14/485-495, 455, 456; 715/700, 703, 715/715, 730, 742, 752, 758, 759, 764, 768, 715/771, 773, 776, 777, 779, 780, 781, 808, 715/809, 841, 842, 843, 848, 864, 867, 962, 715/963, 970, 975, 977; D18/25

See application file for complete search history.

(56) **References Cited**

U.S. PATENT DOCUMENTS

| | | | | | | |
|-----------|----|---|---------|------------------|-------|---------|
| D382,262 | S | * | 8/1997 | Tien | | D14/456 |
| D434,775 | S | * | 12/2000 | Tien | | D14/456 |
| 7,136,047 | B2 | * | 11/2006 | Shimada et al. | | 345/168 |
| D556,206 | S | * | 11/2007 | Pletikosa et al. | | D14/455 |

| | | | | | | |
|-----------|----|---|--------|---------------------|-------|---------|
| D594,462 | S | * | 6/2009 | Chang et al. | | D14/455 |
| 7,694,231 | B2 | * | 4/2010 | Kocienda et al. | | 715/773 |
| D635,985 | S | * | 4/2011 | McKenzie et al. | | D14/455 |
| D643,023 | S | * | 8/2011 | Lee et al. | | D14/218 |
| D644,234 | S | * | 8/2011 | Hancock et al. | | D14/455 |
| D658,662 | S | * | 5/2012 | Moore et al. | | D14/455 |
| D660,861 | S | * | 5/2012 | Lee et al. | | D14/485 |
| D667,414 | S | * | 9/2012 | Osman | | D14/456 |
| D685,816 | S | * | 7/2013 | Nanda Gilani et al. | | D14/486 |

* cited by examiner

Primary Examiner — Angela J Lee

(74) *Attorney, Agent, or Firm* — Jianq Chyun IP Office

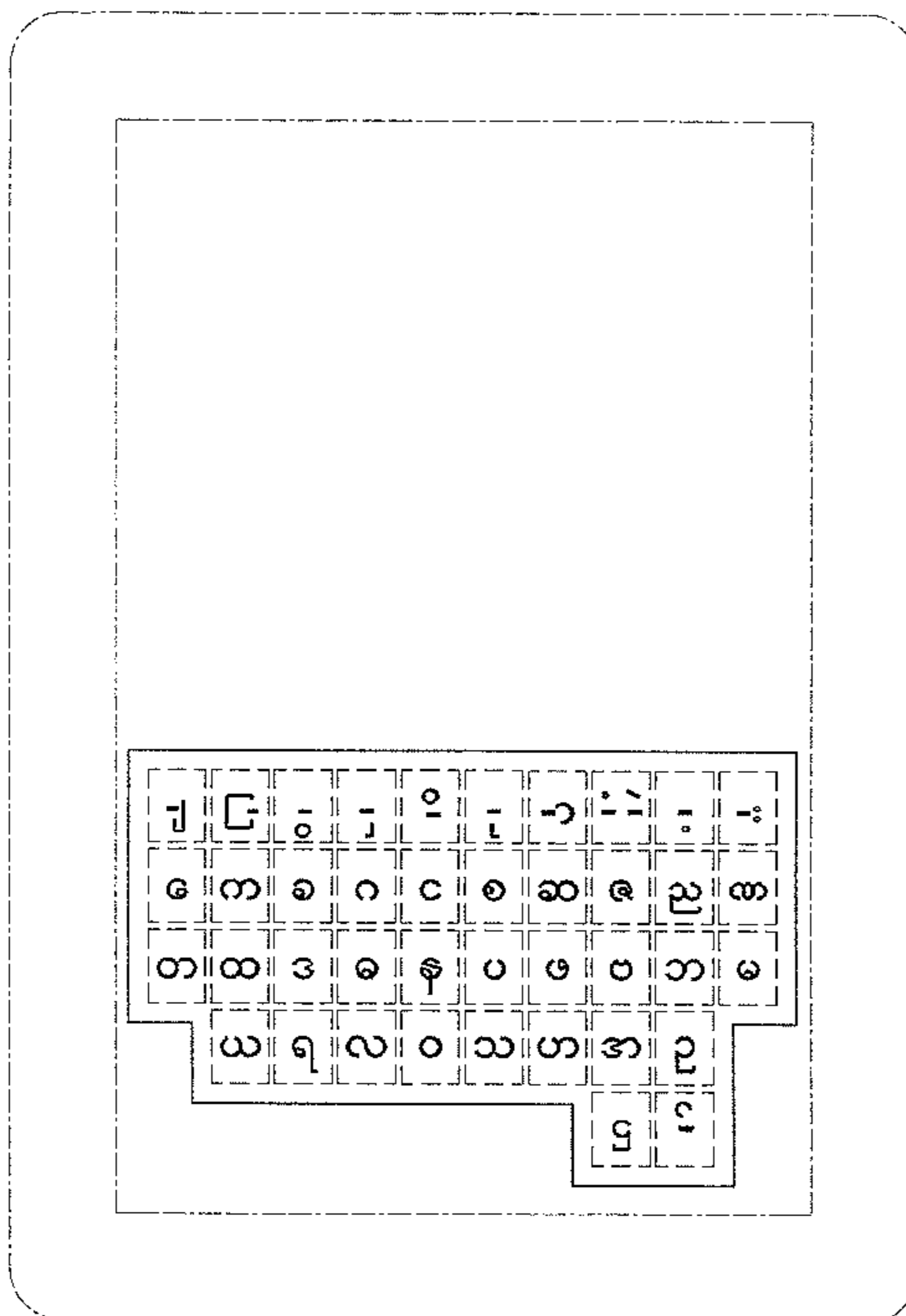
(57) **CLAIM**

The ornamental design for a display screen with graphical user interface, as shown and described.

DESCRIPTION

FIG. 1 is a front view of a display screen with graphical user interface showing a first embodiment of my new design. FIG. 2 is a front view of a display screen with graphical user interface showing a second embodiment of my new design. FIG. 3 is a front view of a display screen with graphical user interface showing a third embodiment of my new design; and, FIG. 4 is a front view of a display screen with graphical user interface showing a fourth embodiment of my new design. The broken line showing of the display screen is for the purpose of illustrating environmental structure and forms no part of the claimed design. The broken line showing the remainder of the image in all views illustrates unclaimed portions of the design and forms no part thereof.

1 Claim, 4 Drawing Sheets



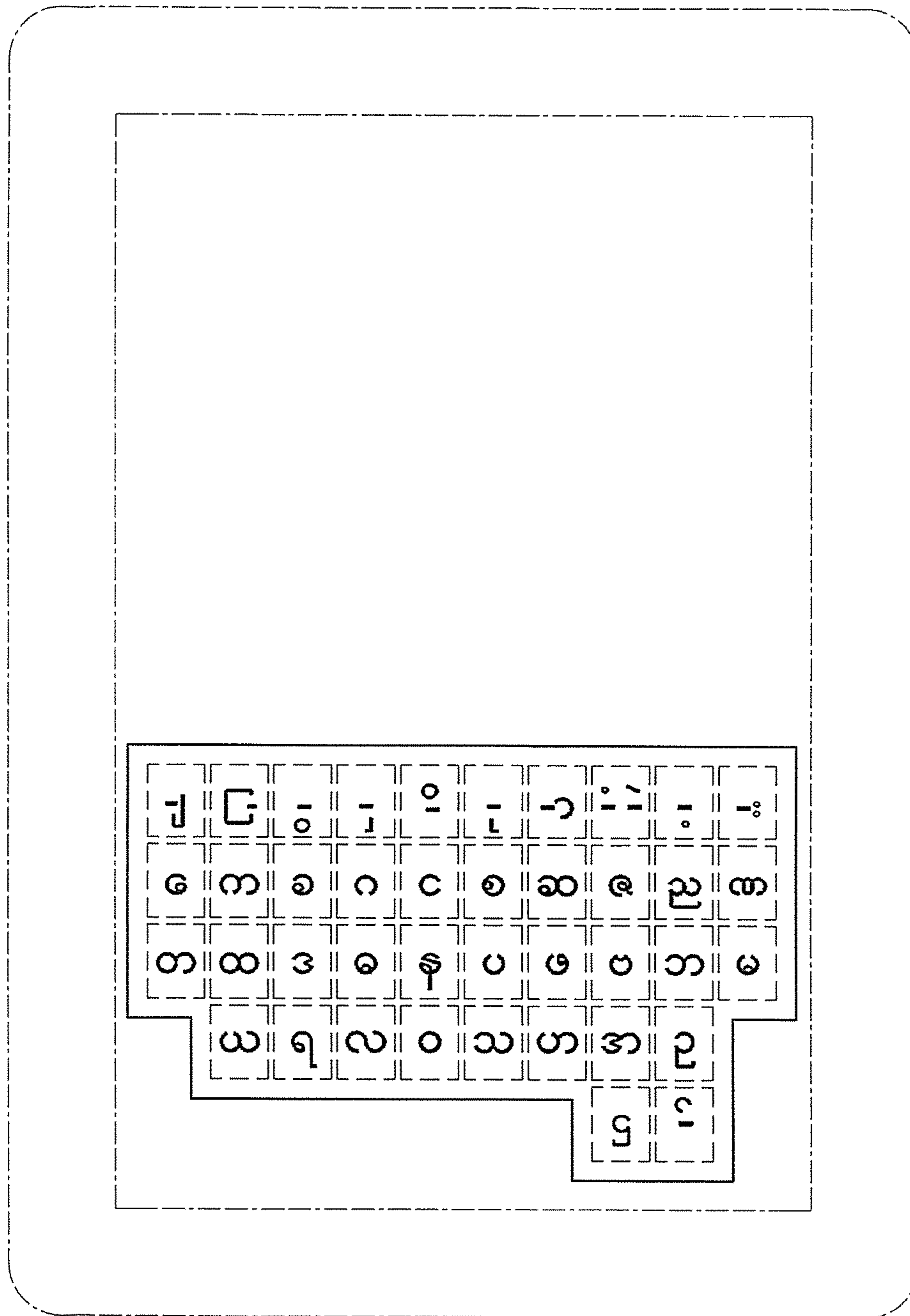


FIG. 1

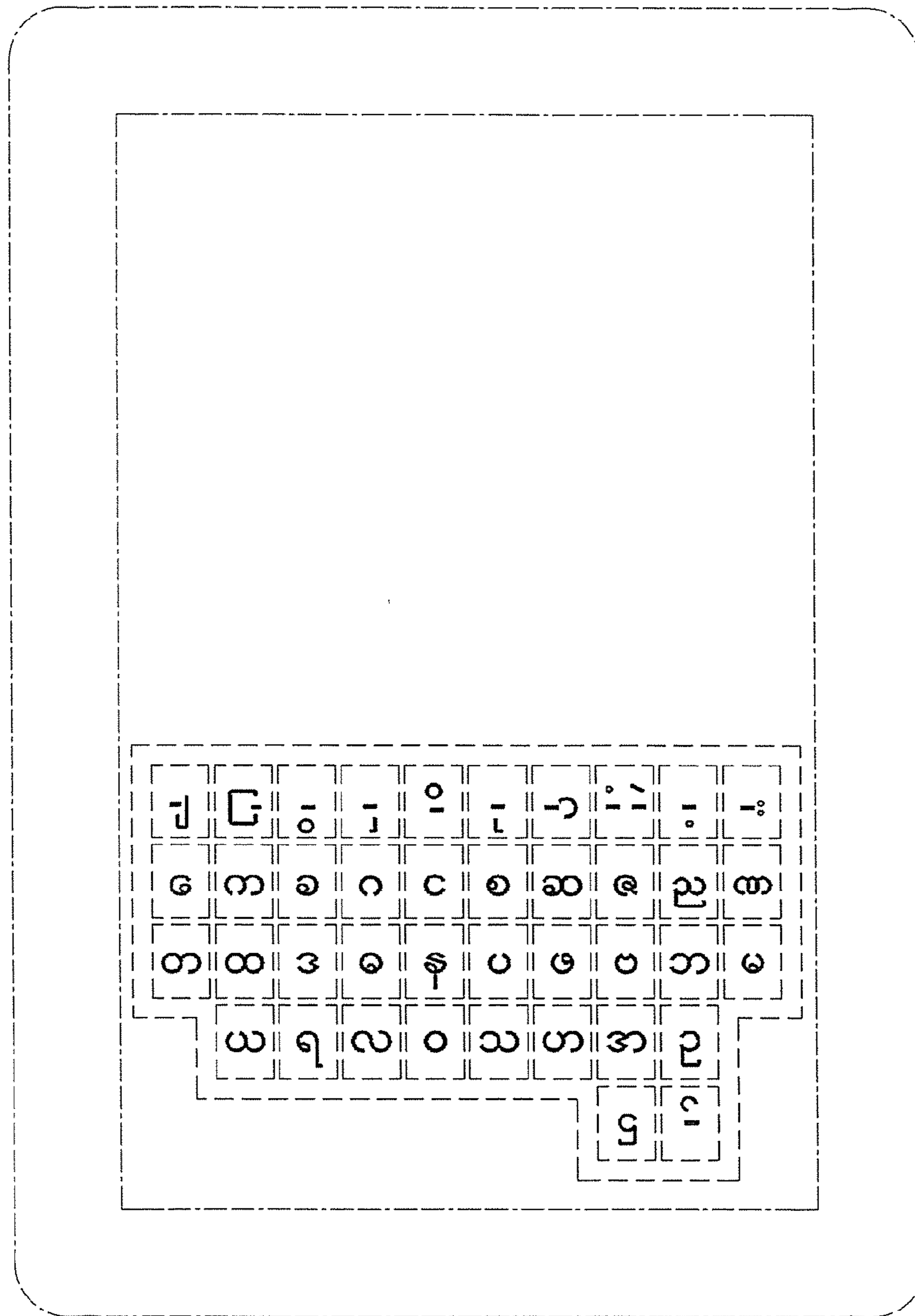


FIG. 2

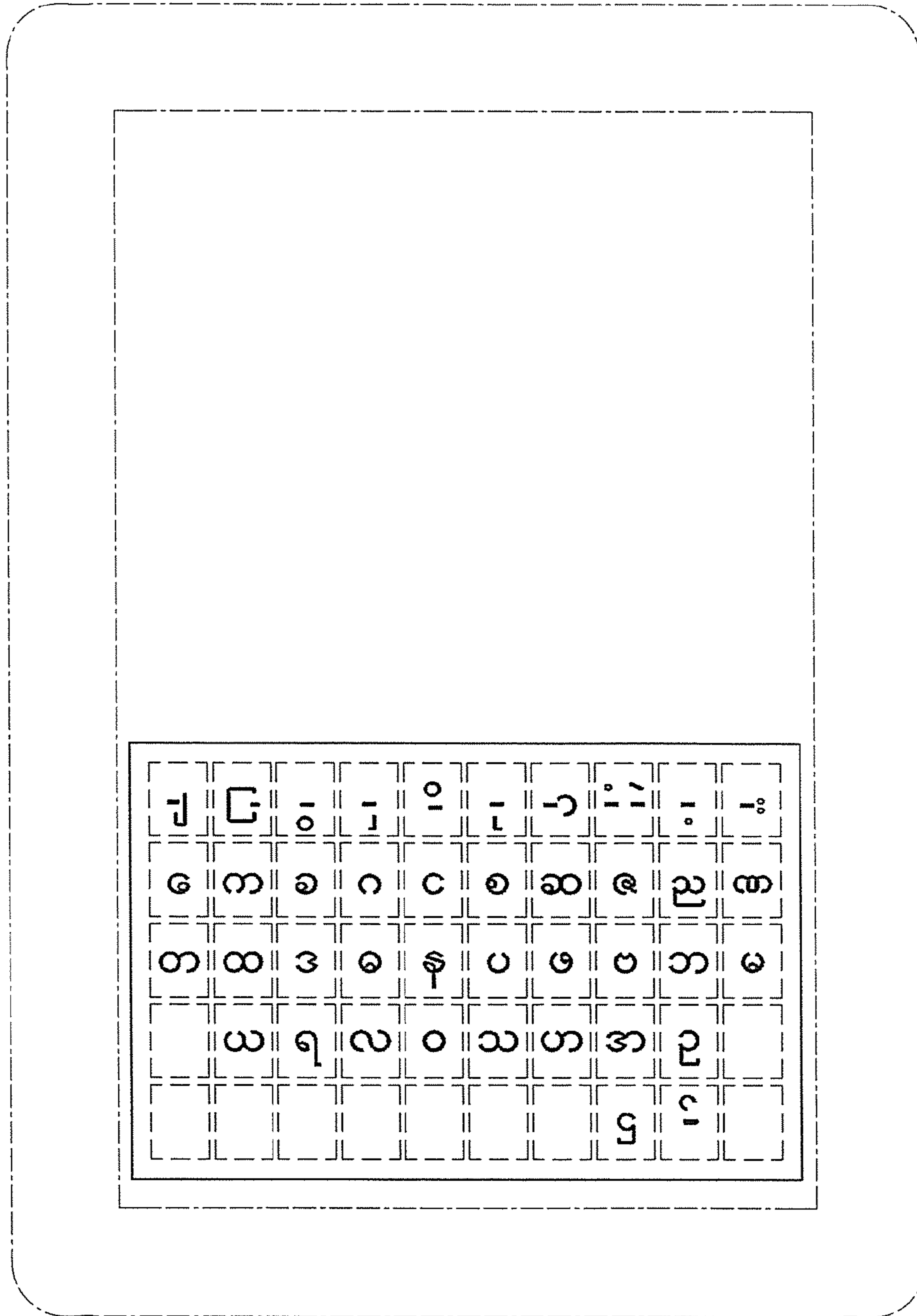


FIG. 3

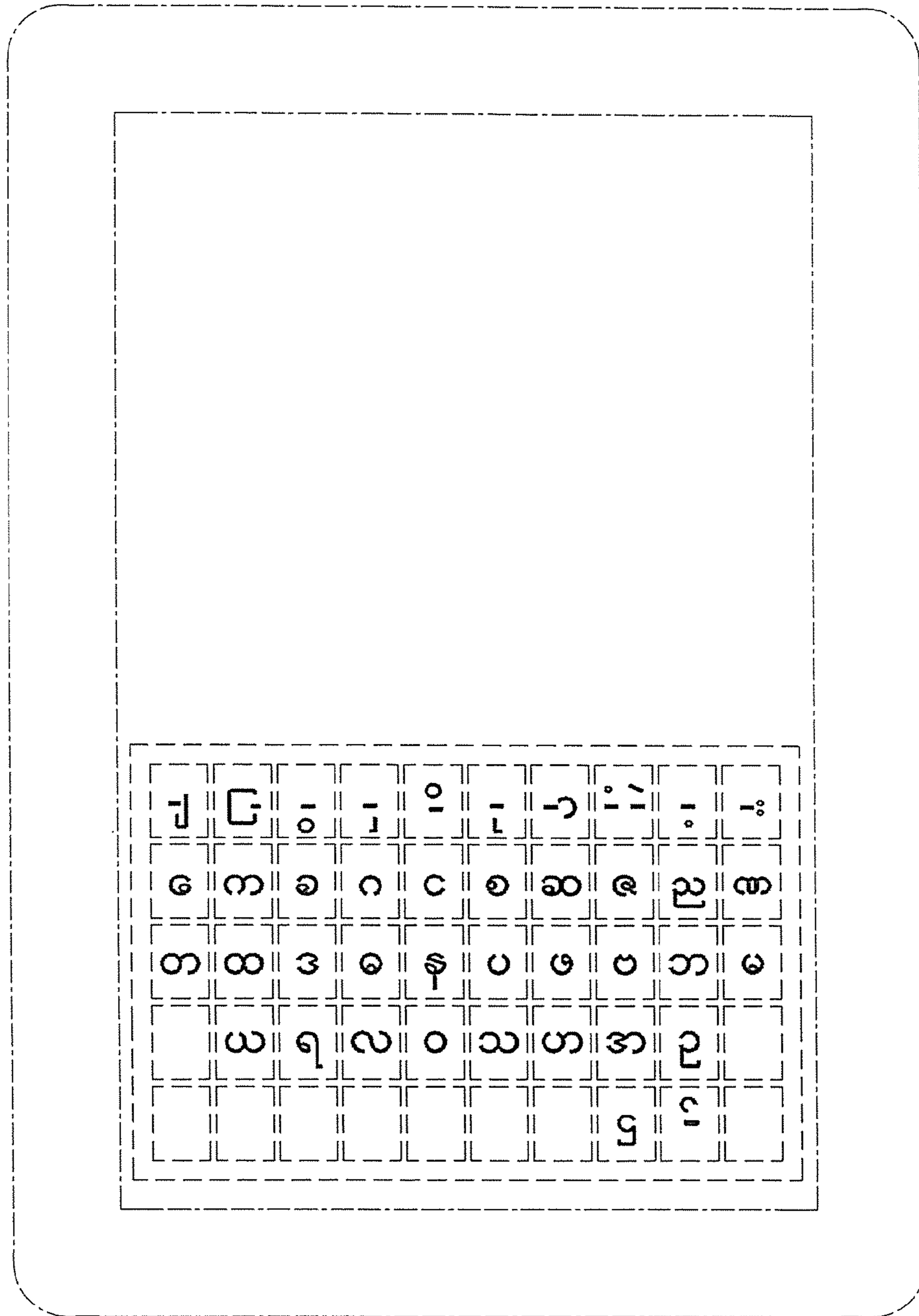


FIG. 4