



US00D729213S

(12) **United States Design Patent**  
**Abayomi et al.**

(10) **Patent No.:** **US D729,213 S**

(45) **Date of Patent:** **\*\* May 12, 2015**

(54) **SPEAKER STAND**

(71) Applicant: **Apple Inc.**, Cupertino, CA (US)

(72) Inventors: **Remi Abayomi**, London (GB);  
**Jonathan Tatkon-Coker**, Santa Monica,  
CA (US); **Rodrigo Sobral Franca**,  
London (GB); **Jeff Gormley**, Los  
Angeles, CA (US); **Judy Kuo**, Santa  
Monica, CA (US); **Freddy Martinez**,  
Canyon Country, CA (US); **Alex Wills**,  
London (GB); **James Temple**, Hitchin  
(GB); **Peter Jupp**, Leigh on Sea (GB)

(73) Assignee: **Apple Inc.**, Cupertino, CA (US)

(\*\*) Term: **14 Years**

(21) Appl. No.: **29/472,814**

(22) Filed: **Nov. 15, 2013**

(51) **LOC (10) Cl.** ..... **14-01**

(52) **U.S. Cl.**  
USPC ..... **D14/224.1**

(58) **Field of Classification Search**  
CPC ..... H04R 1/02  
USPC ..... D14/224.1, 224, 207, 211, 217, 214,  
D14/221, 203.1, 203.8, 200, 209.1; D9/614,  
D9/615, 620, 604, 623; D21/658, 597,  
D21/621, 630, 632, 633; 381/338, 339;  
320/113, 114; 446/175  
See application file for complete search history.

(56) **References Cited**

**U.S. PATENT DOCUMENTS**

D370,221 S \* 5/1996 Firlow ..... D14/135  
D386,182 S \* 11/1997 Leifer ..... D14/207  
D392,976 S \* 3/1998 Fenner et al. .... D14/214  
D425,146 S \* 5/2000 Shibuya ..... D21/600  
D454,263 S \* 3/2002 Worrall ..... D6/449  
D465,212 S \* 11/2002 Lytel ..... D14/215  
D515,555 S \* 2/2006 Liang ..... D14/211  
7,030,592 B2 \* 4/2006 Yu ..... 320/137

D523,847 S \* 6/2006 Naruki ..... D14/224.1  
D528,536 S \* 9/2006 Topping ..... D14/207  
D530,308 S \* 10/2006 Topping ..... D14/207  
D554,108 S \* 10/2007 Solland ..... D14/217  
D581,698 S \* 12/2008 Fix ..... D6/449  
D639,272 S \* 6/2011 Chow ..... D14/209.1  
D647,146 S \* 10/2011 Islava ..... D21/576  
D648,319 S \* 11/2011 Chen ..... D14/211  
8,320,597 B2 \* 11/2012 Griffin et al. .... 381/339  
D689,844 S \* 9/2013 Kiggen ..... D14/209.1  
D692,854 S \* 11/2013 Stabile ..... D14/207  
D699,704 S \* 2/2014 Di Rocco ..... D14/207  
D699,705 S \* 2/2014 Di Rocco ..... D14/207  
D699,706 S \* 2/2014 Di Rocco ..... D14/207  
D699,707 S \* 2/2014 Di Rocco ..... D14/207  
2011/0170725 A1 \* 7/2011 Liu ..... 381/338

\* cited by examiner

*Primary Examiner* — Paula Greene

(74) *Attorney, Agent, or Firm* — Sterne, Kessler, Goldstein  
& Fox P.L.L.C.

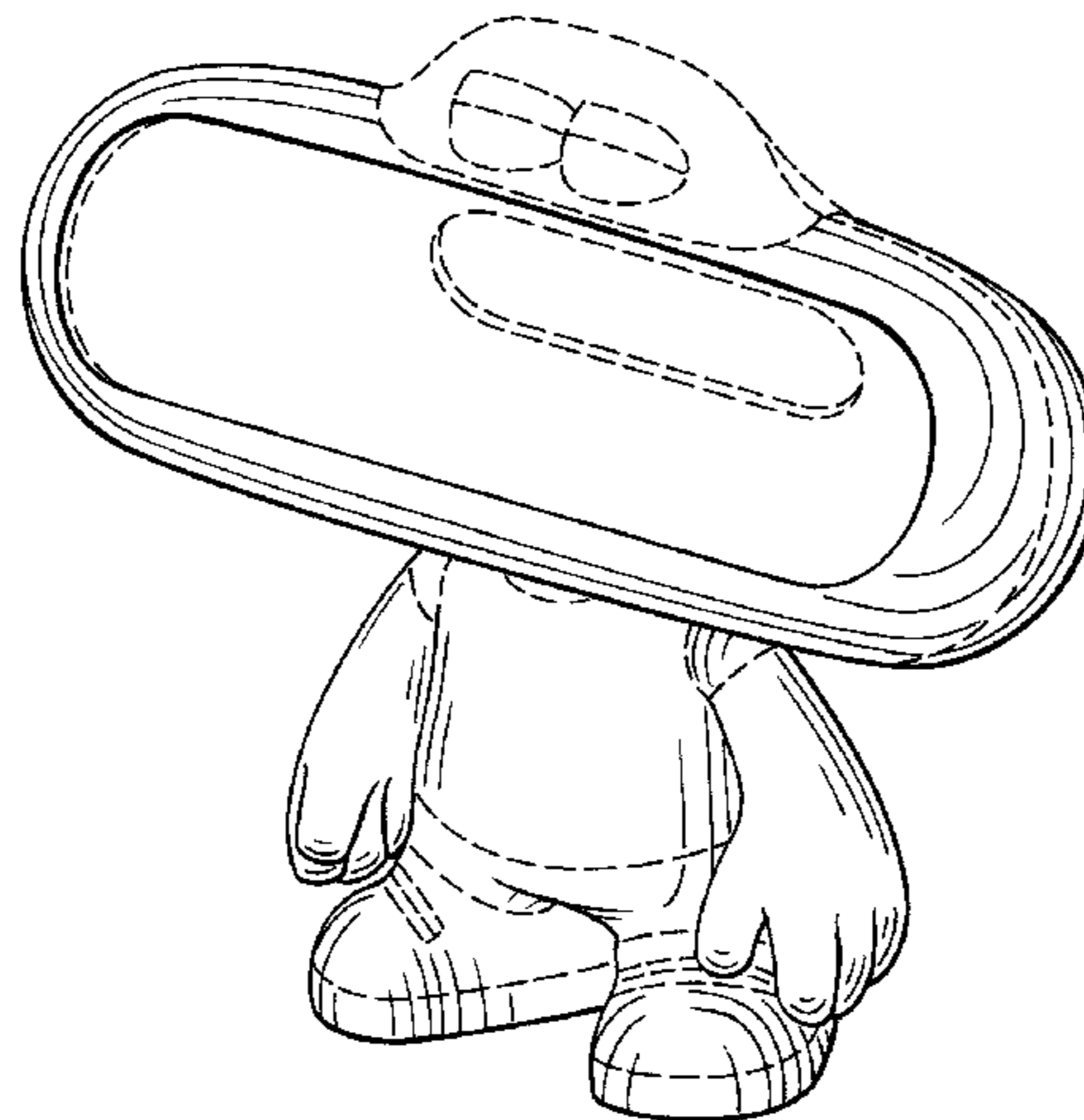
(57) **CLAIM**

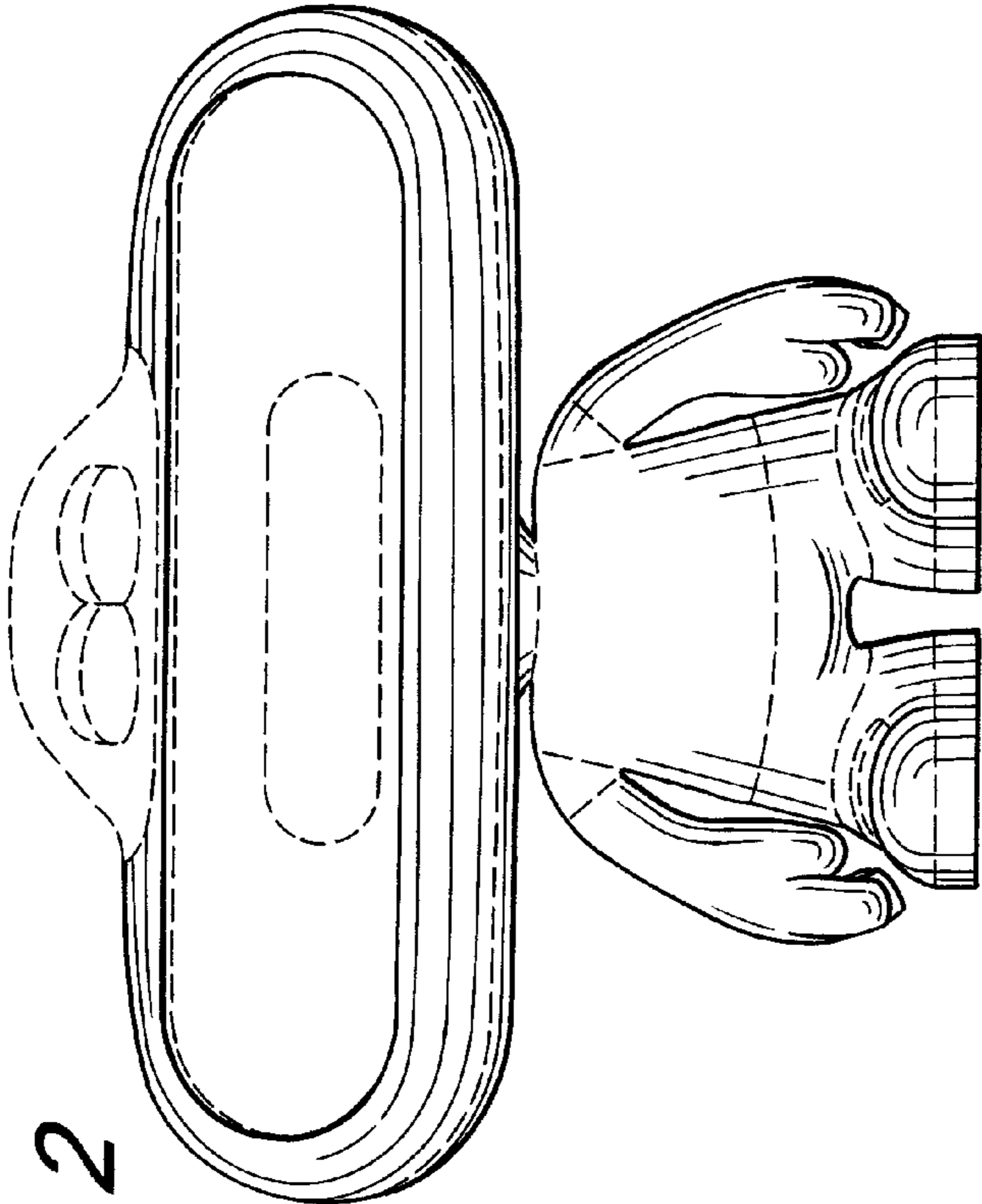
The ornamental design for a speaker stand, as shown and  
described.

**DESCRIPTION**

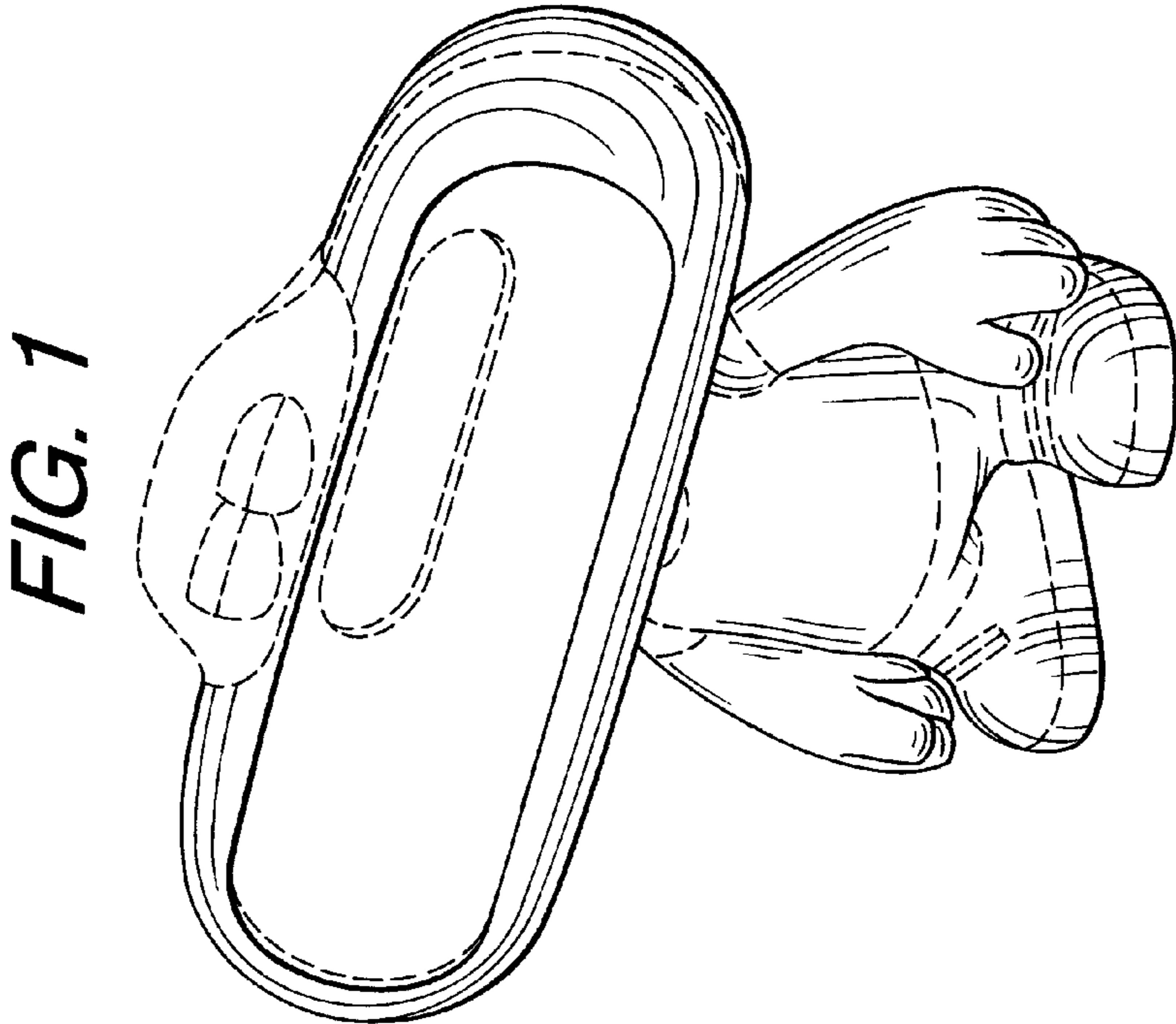
FIG. 1 is a front perspective view of a speaker stand in  
accordance with the present invention;  
FIG. 2 is a front view of a speaker stand in accordance with the  
present invention;  
FIG. 3 is a top view of a speaker stand in accordance with the  
present invention;  
FIG. 4 is a left side view of a speaker stand in accordance with  
the present invention, the right side view being a mirror image  
thereof;  
FIG. 5 is a rear view of a speaker stand in accordance with the  
present invention; and,  
FIG. 6 is a bottom view of speaker stand in accordance with  
the present invention.  
The broken lines showing the environment in the Figures are  
for illustrative purposes only and form no part of the claimed  
design.

**1 Claim, 2 Drawing Sheets**

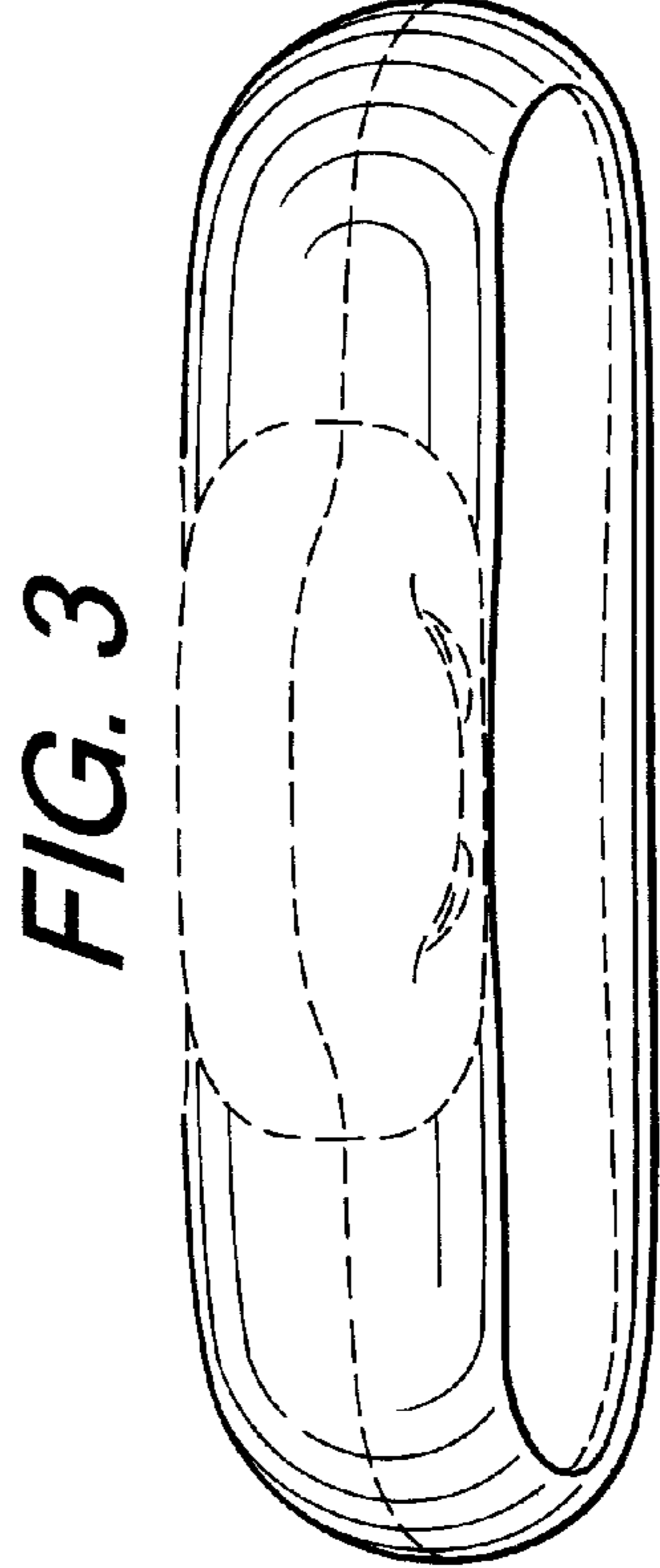




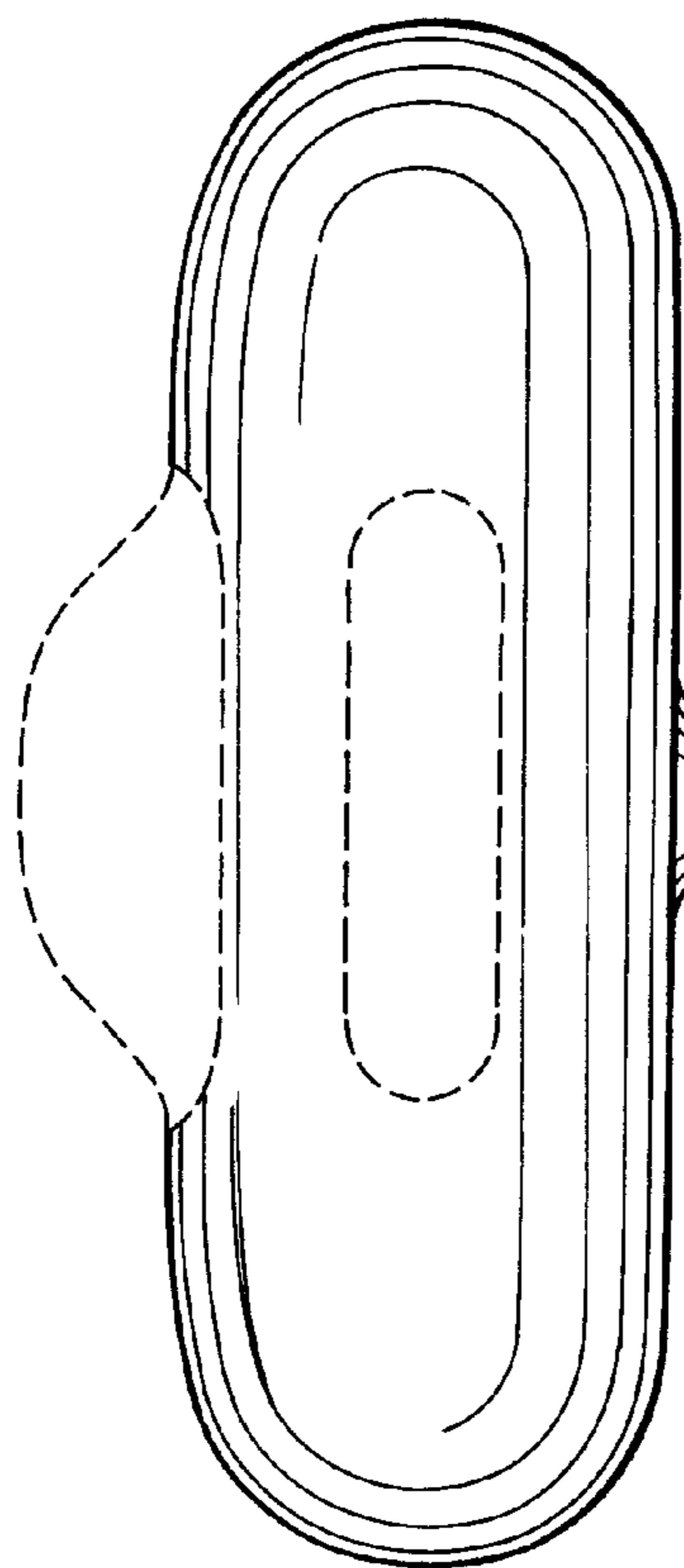
**FIG. 2**



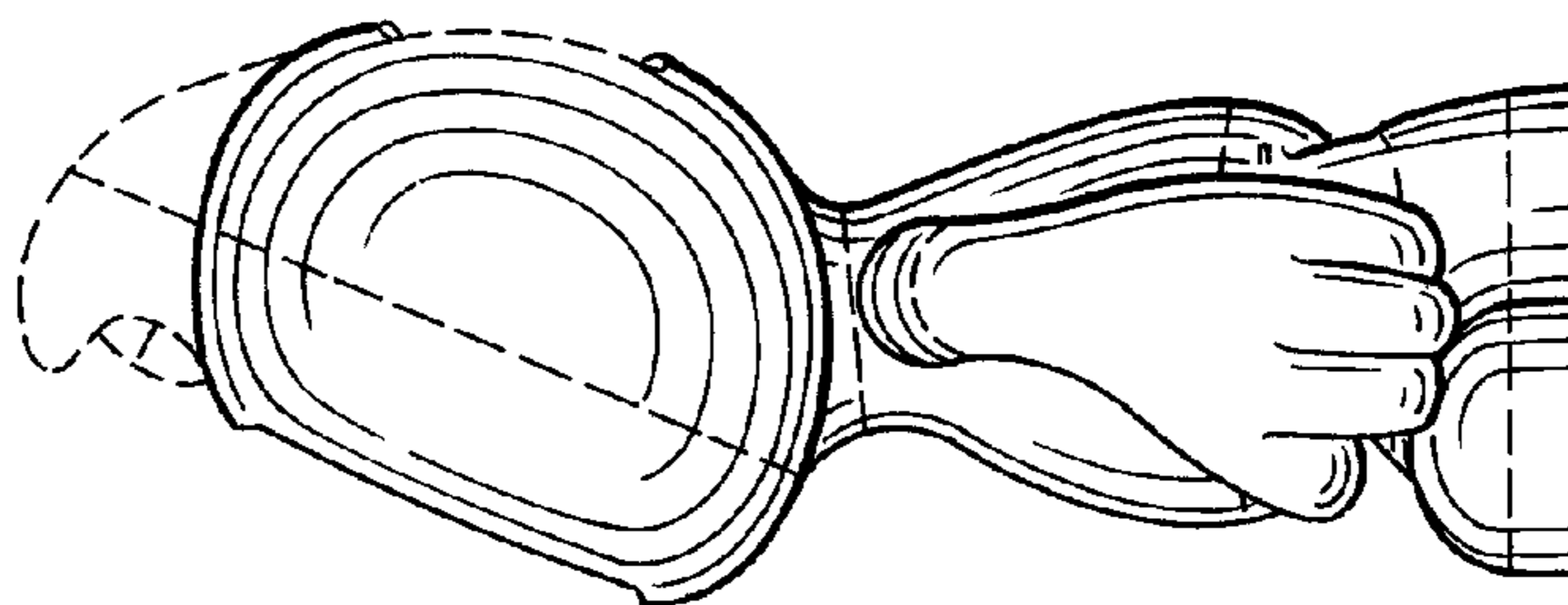
**FIG. 1**



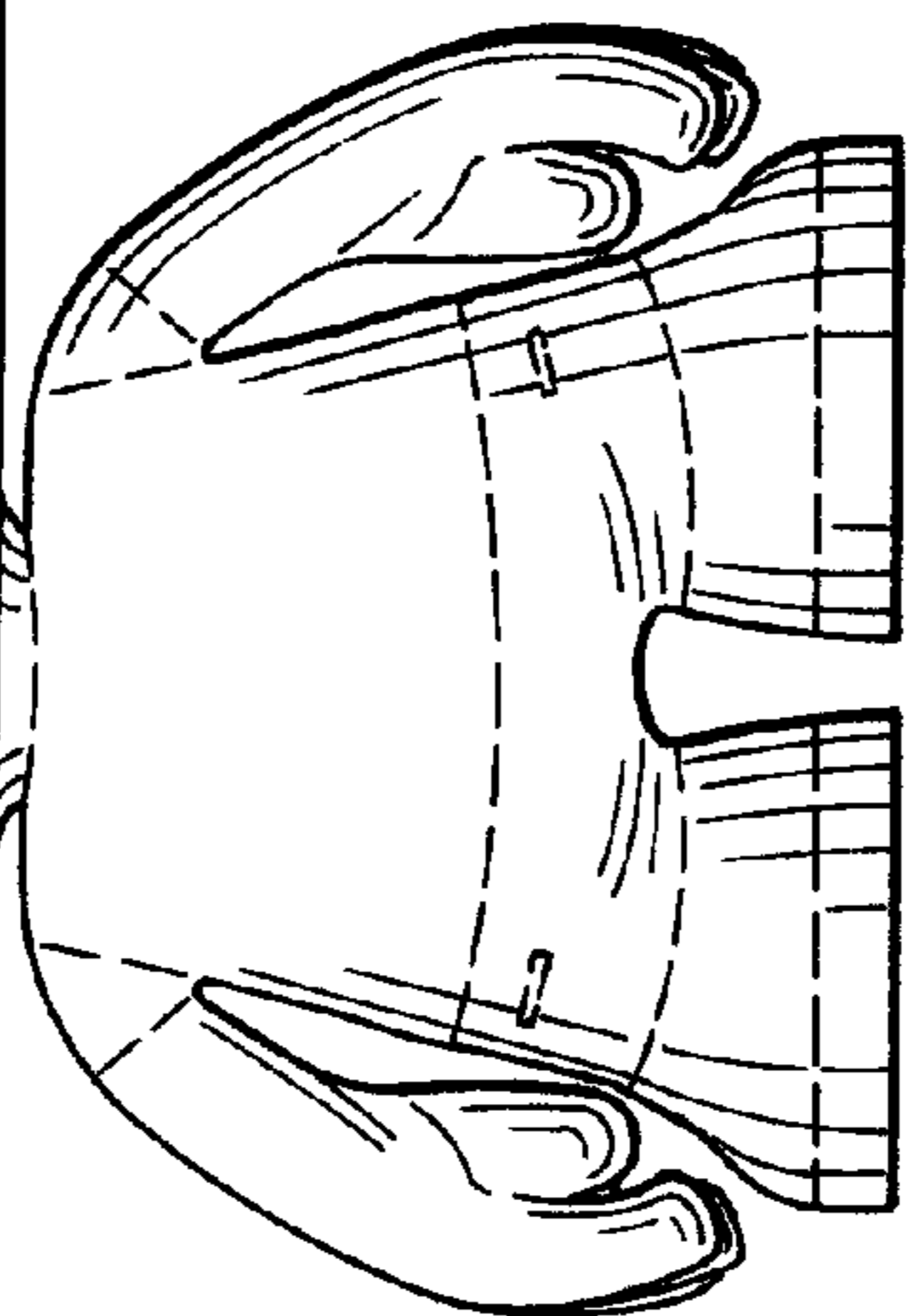
**FIG. 3**



**FIG. 4**



**FIG. 5**



**FIG. 6**

