

US00D729209S

(12) **United States Design Patent**
McManigal et al.

(10) **Patent No.:** **US D729,209 S**
(45) **Date of Patent:** **** May 12, 2015**

(54) **REMOTE CONTROL**

(71) Applicants: **Scott McManigal**, Irvine, CA (US);
Glen Kim, Irvine, CA (US)

(72) Inventors: **Scott McManigal**, Irvine, CA (US);
Glen Kim, Irvine, CA (US)

(73) Assignee: **Vizio Inc.**, Irvine, CA (US)

(**) Term: **14 Years**

(21) Appl. No.: **29/501,601**

(22) Filed: **Sep. 5, 2014**

(51) **LOC (10) Cl.** **14-03**

(52) **U.S. Cl.**
USPC **D14/218**

(58) **Field of Classification Search**
USPC D14/218, 137-139, 174, 151, 191-193,
D14/299, 167, 168, 221; D13/168,
D13/162-164; D21/512-517, 566;
D10/104, 106; 455/352-355,
455/151.1-151.4, 128, 347, 90.3; 348/114,
348/734

See application file for complete search history.

(56) **References Cited**

U.S. PATENT DOCUMENTS

D492,284 S * 6/2004 Suzuki D14/218
D531,993 S * 11/2006 Choi et al. D14/218

D532,779 S * 11/2006 Kim et al. D14/218
D583,363 S * 12/2008 Song et al. D14/218
D602,916 S * 10/2009 Won et al. D14/218
D603,843 S * 11/2009 Einaudi et al. D14/218
D621,372 S * 8/2010 Won et al. D13/168
D625,276 S * 10/2010 Won et al. D13/168
D632,265 S * 2/2011 Choi et al. D13/168
D647,884 S * 11/2011 Moon et al. D14/218
D659,123 S * 5/2012 Kim et al. D14/218
D664,947 S * 8/2012 Choi et al. D14/218
D670,679 S * 11/2012 Choi et al. D14/218
D673,139 S * 12/2012 Choi et al. D14/218
D698,338 S * 1/2014 Ingham et al. D14/218
D704,166 S * 5/2014 Sung D14/218

* cited by examiner

Primary Examiner — John Windmuller

(74) *Attorney, Agent, or Firm* — Law Office of Scott C. Harris, Inc.

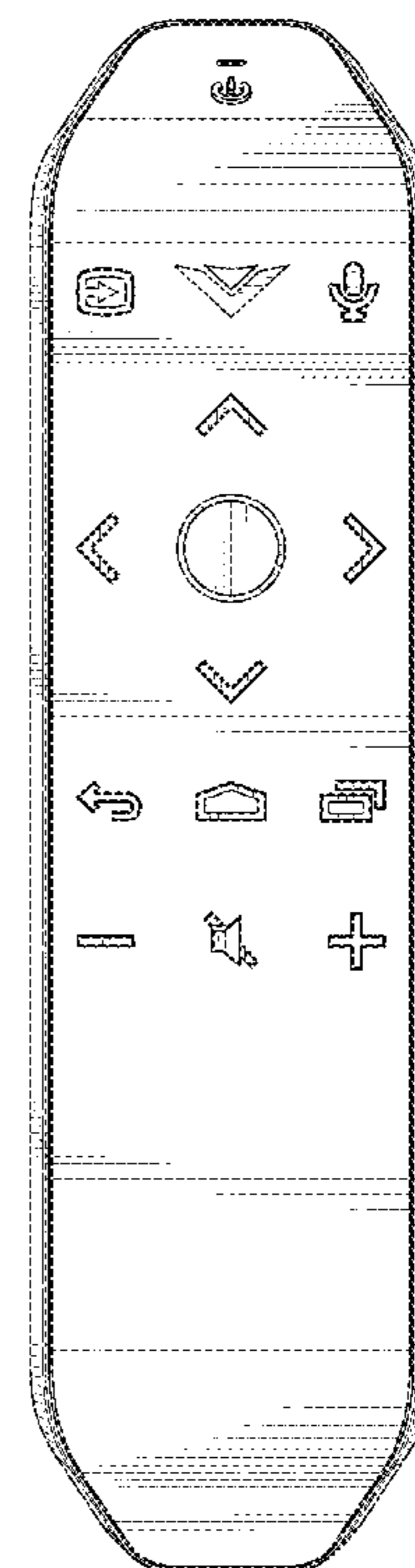
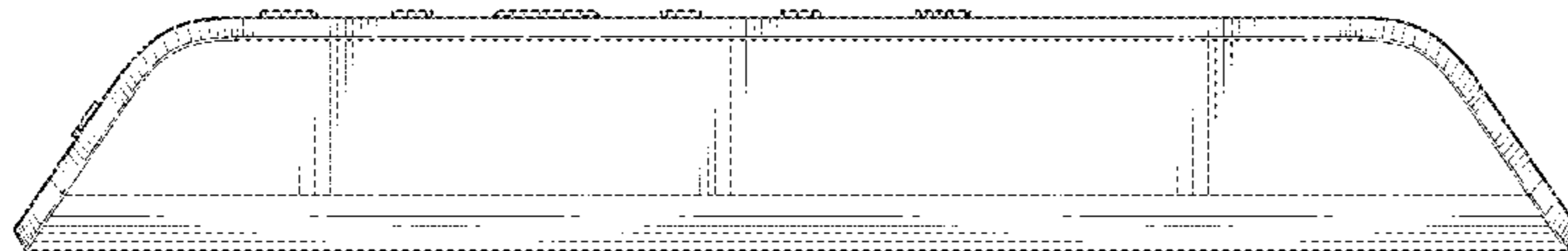
(57) **CLAIM**

We claim the ornamental design for a remote control, as shown and described.

DESCRIPTION

FIG. 1 shows a front perspective view of the remote control;
FIG. 2 shows a front view of the remote control;
FIG. 3 shows a rear view of the remote control;
FIG. 4 shows a first side view of the remote control;
FIG. 5 shows a second side view of the remote control;
FIG. 6 shows a top view of the remote control; and,
FIG. 7 shows a bottom view of the remote control.

1 Claim, 4 Drawing Sheets



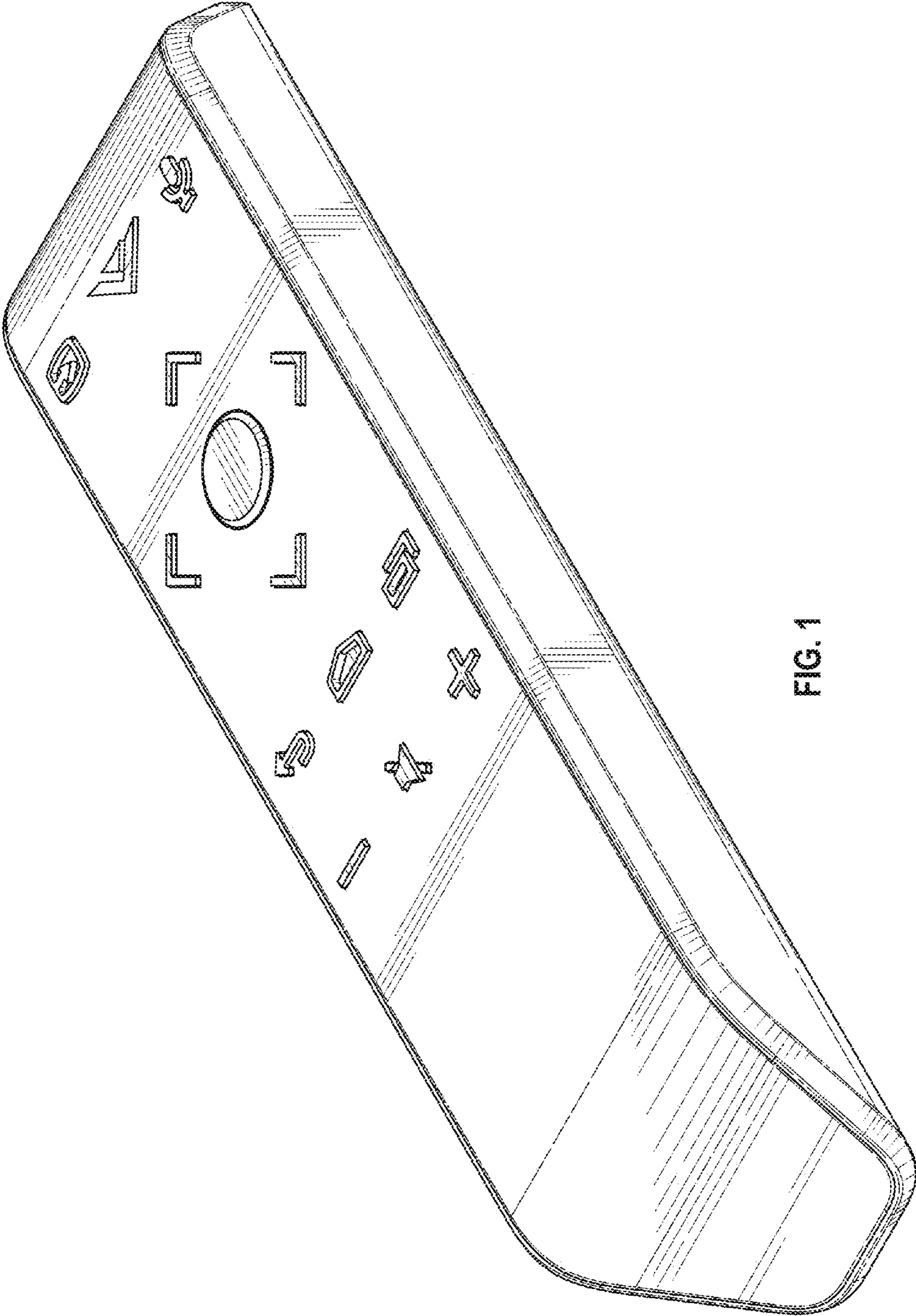


FIG. 1

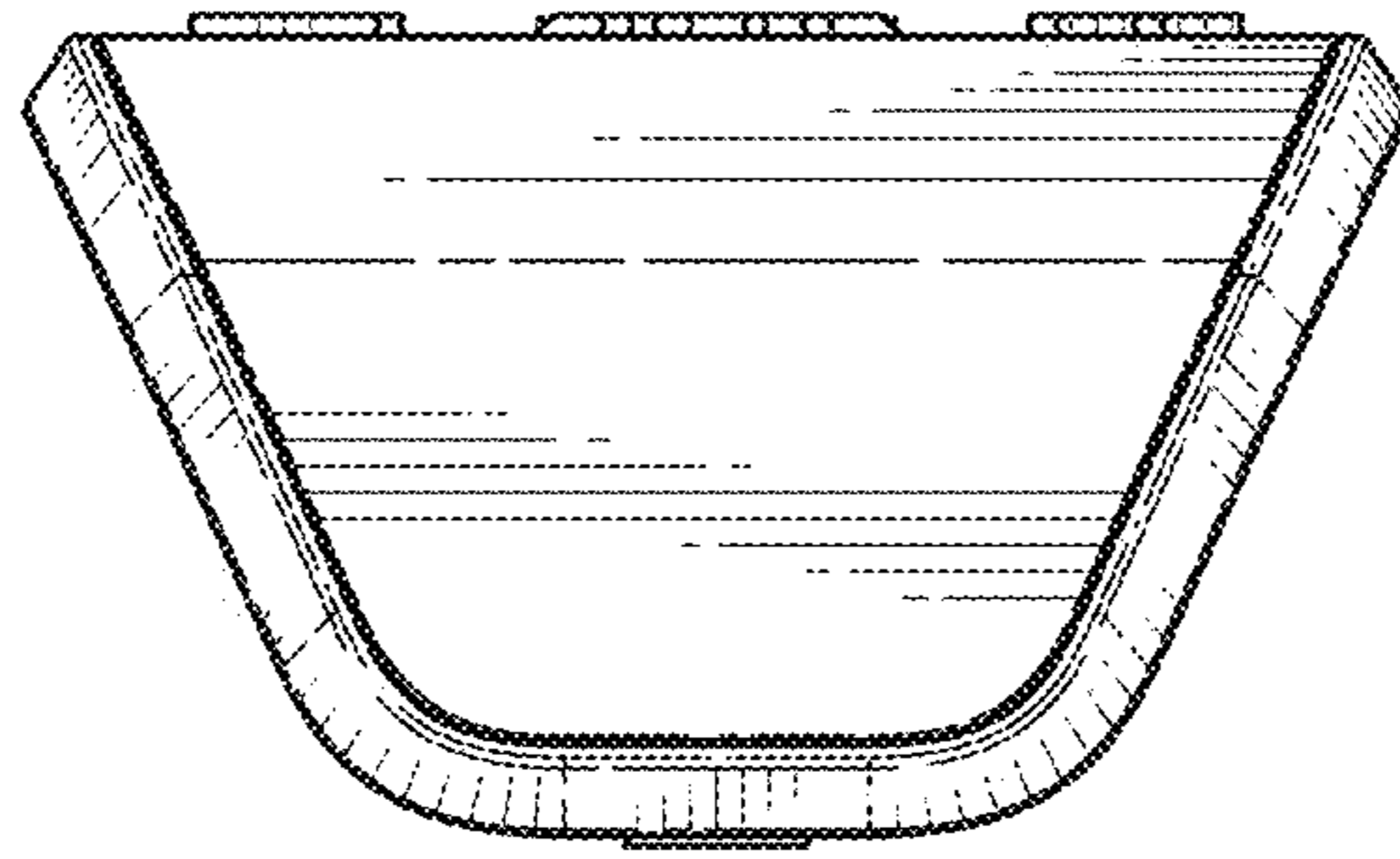


FIG. 2

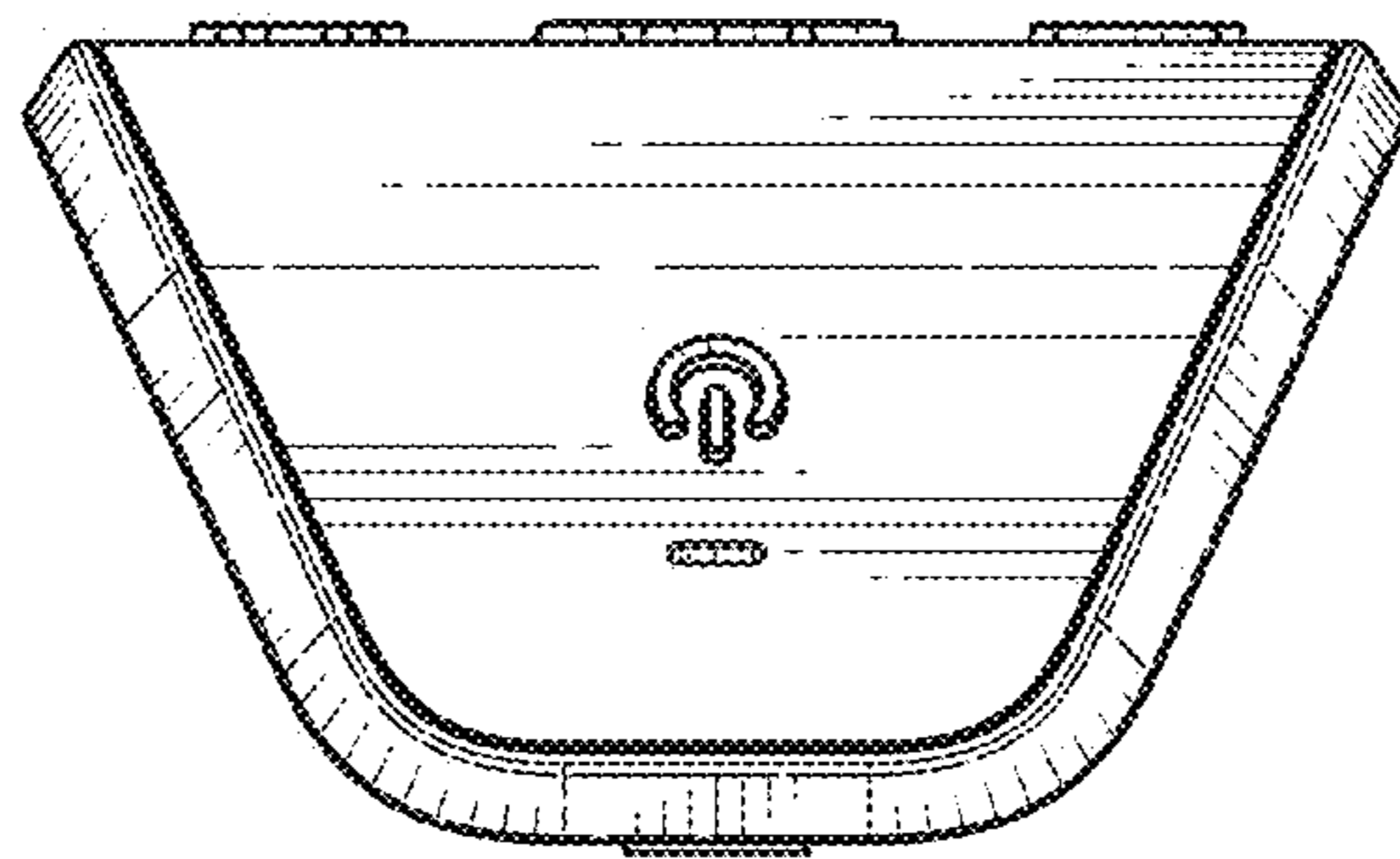


FIG. 3




FIG. 4

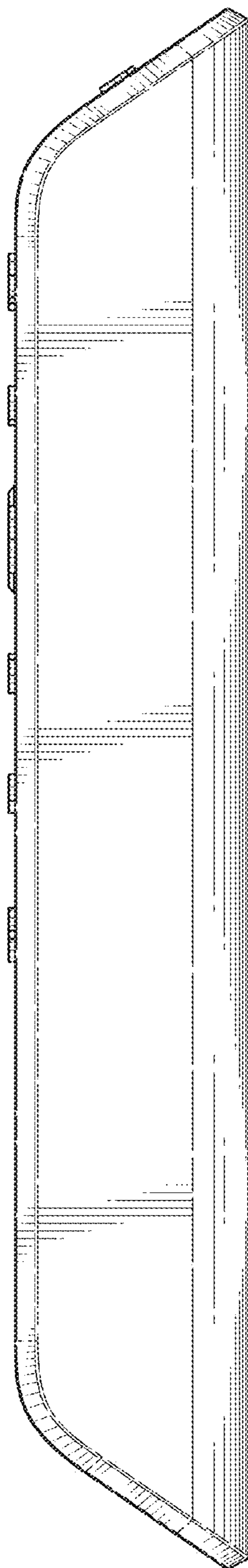


FIG. 5

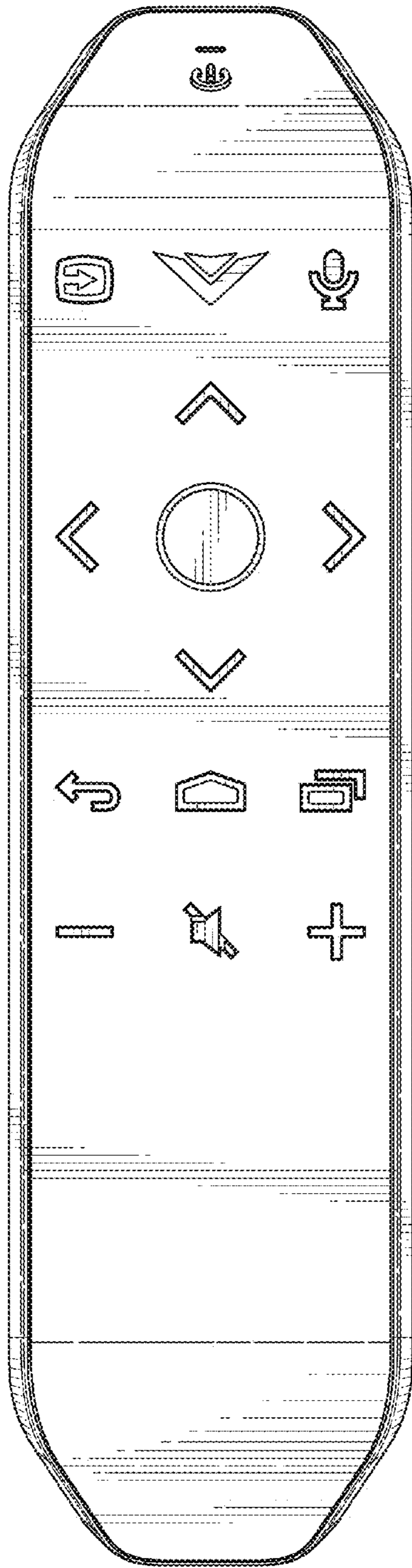


FIG. 6




FIG. 7