



US00D729193S

(12) **United States Design Patent**
Kirsch et al.

(10) **Patent No.:** **US D729,193 S**

(45) **Date of Patent:** **** May 12, 2015**

(54) **HEADPHONE EARPAD**

(71) Applicant: **Harman International Industries, Incorporated**, Northridge, CA (US)

(72) Inventors: **James Kirsch**, Salt Lake City, UT (US);
Jeffrey L. Hutchings, Lehi, UT (US)

(73) Assignee: **Harman Industries International, Incorporated**

(**) Term: **14 Years**

(21) Appl. No.: **29/464,959**

(22) Filed: **Aug. 22, 2013**

(51) **LOC (10) Cl.** **14-01**

(52) **U.S. Cl.**
USPC **D14/205**

(58) **Field of Classification Search**
CPC H04R 25/00
USPC D14/205; D29/112; 2/209, 423, 10,
2/410-413, 414-416, 203, 455; 181/129,
181/130, 135; 379/430, 431; 381/380, 381,
381/372, 383; 455/90.3, 575.2; 128/866,
128/864

See application file for complete search history.

(56) **References Cited**

U.S. PATENT DOCUMENTS

889,756	A *	6/1908	Bukacek	248/636
1,368,307	A *	2/1921	Waldron	181/129
1,396,771	A *	11/1921	Minton	181/211
1,615,028	A *	1/1927	Morser	381/371
2,474,386	A *	6/1949	Volkman	381/378
2,476,589	A *	7/1949	Driskill	128/866

3,051,961	A *	9/1962	Clark	2/209
3,073,410	A *	1/1963	Gongoll et al.	2/209
3,231,688	A *	1/1966	Ugartechea	379/447
3,875,592	A *	4/1975	Aileo	2/209
3,922,725	A *	12/1975	Csiki et al.	2/209
D276,855	S *	12/1984	Falco	D29/112
4,572,323	A *	2/1986	Randall	181/129
4,856,118	A *	8/1989	Sapiejewski	2/209
4,905,322	A *	3/1990	Aileo et al.	2/209
4,958,697	A *	9/1990	Moody	181/129
D326,855	S *	6/1992	Bose et al.	D14/223
5,138,722	A *	8/1992	Urella et al.	2/209
5,243,709	A *	9/1993	Sheehan et al.	2/209
5,500,958	A *	3/1996	Falco	2/209
5,920,911	A *	7/1999	Cushman	2/209
D463,784	S *	10/2002	Taylor et al.	D14/206
7,171,698	B2 *	2/2007	Saffran	2/209
7,854,294	B2 *	12/2010	Du et al.	181/129

* cited by examiner

Primary Examiner — Paula Greene

(74) *Attorney, Agent, or Firm* — Plumsea Law Group, LLC

(57) **CLAIM**

The ornamental design for a headphone earpad, as shown and described.

DESCRIPTION

FIG. 1 is a perspective view of a headphone earpad showing our new design;

FIG. 2 is a front elevational view thereof;

FIG. 3 is a side elevational view of one side thereof;

FIG. 4 is a side elevational view of the opposite side thereof;

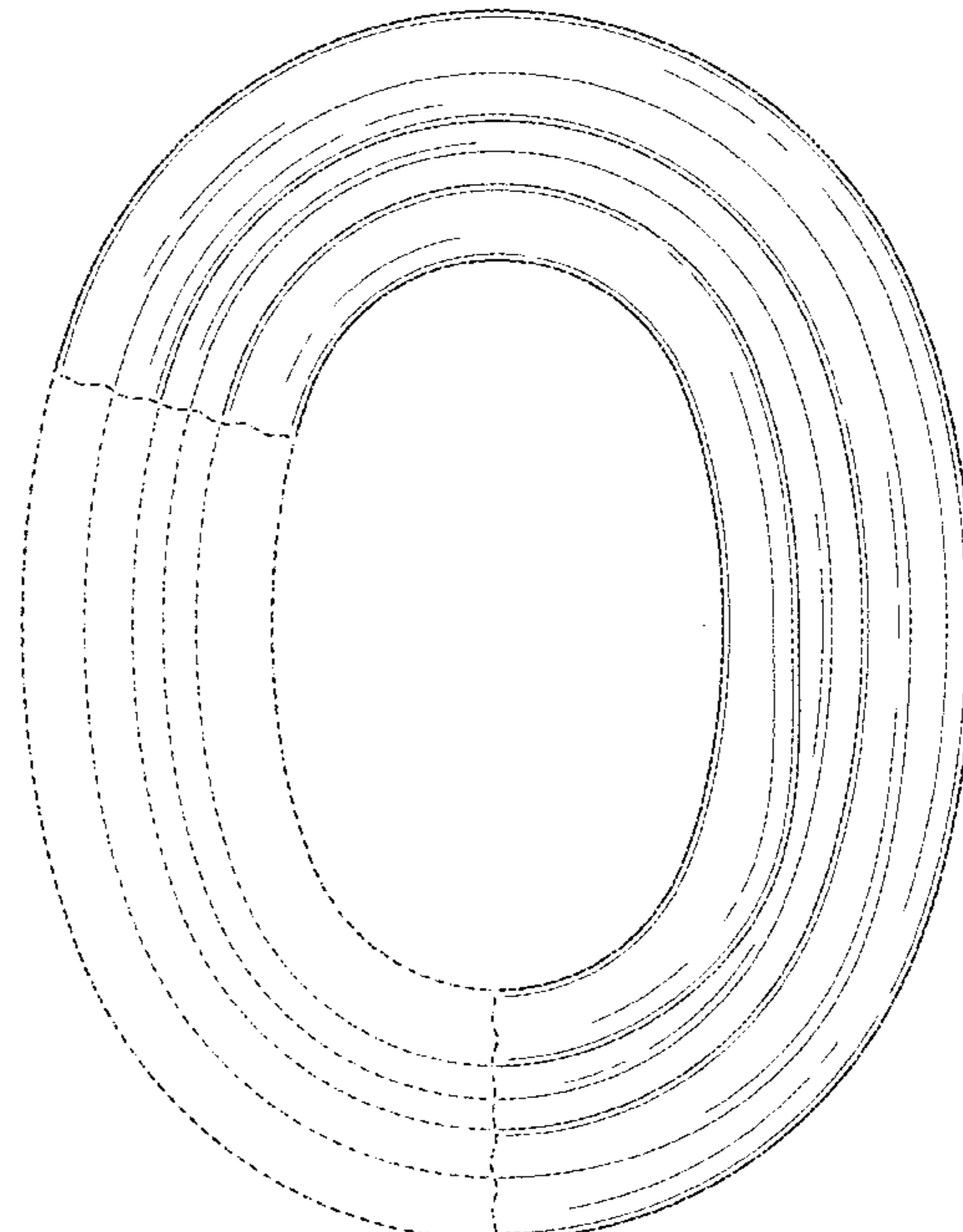
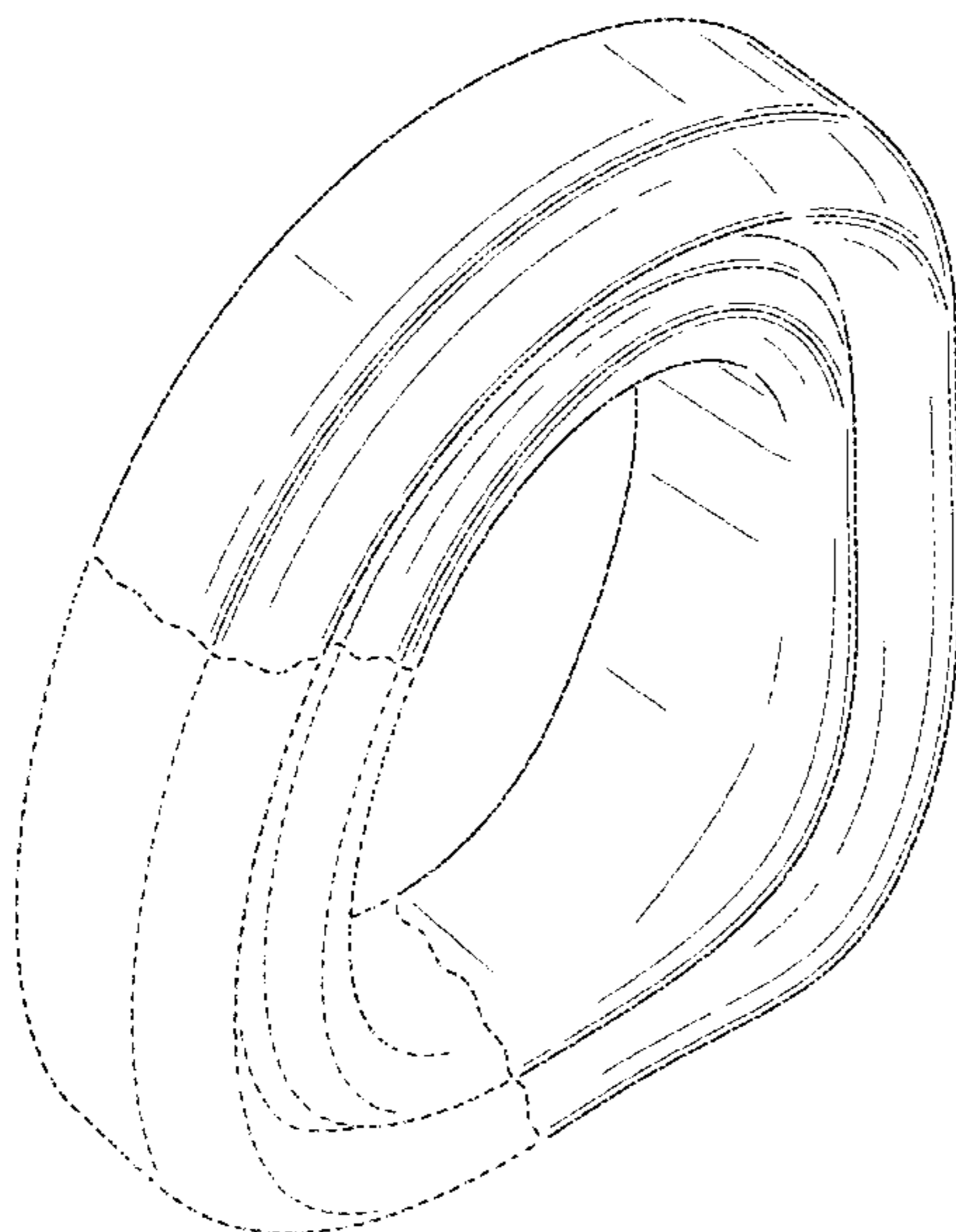
FIG. 5 is a top plan view thereof;

FIG. 6 is a bottom plan view thereof; and,

FIG. 7 is a rear elevational view thereof.

The broken line showings form no part of the claimed design.

1 Claim, 6 Drawing Sheets



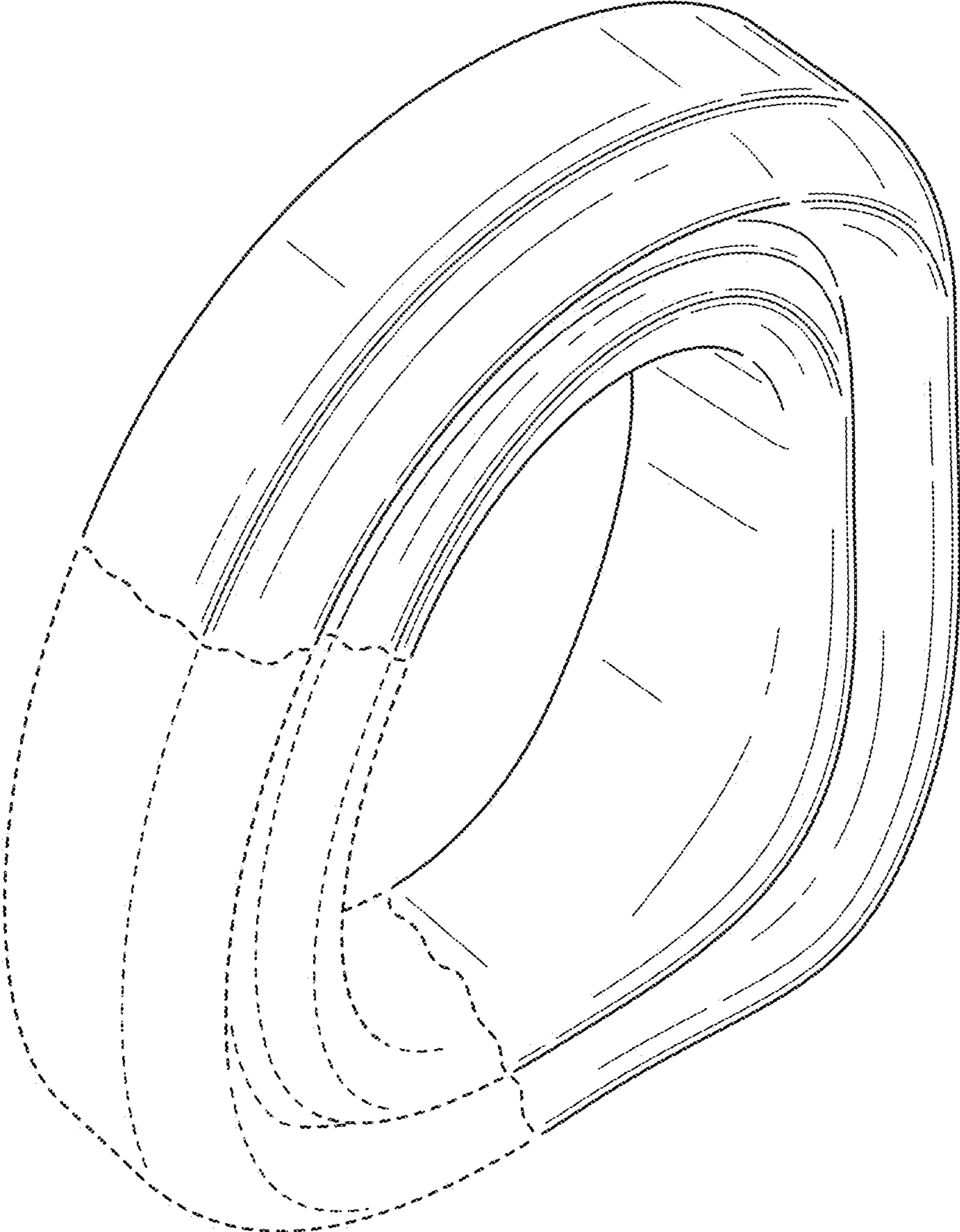


FIG. 1

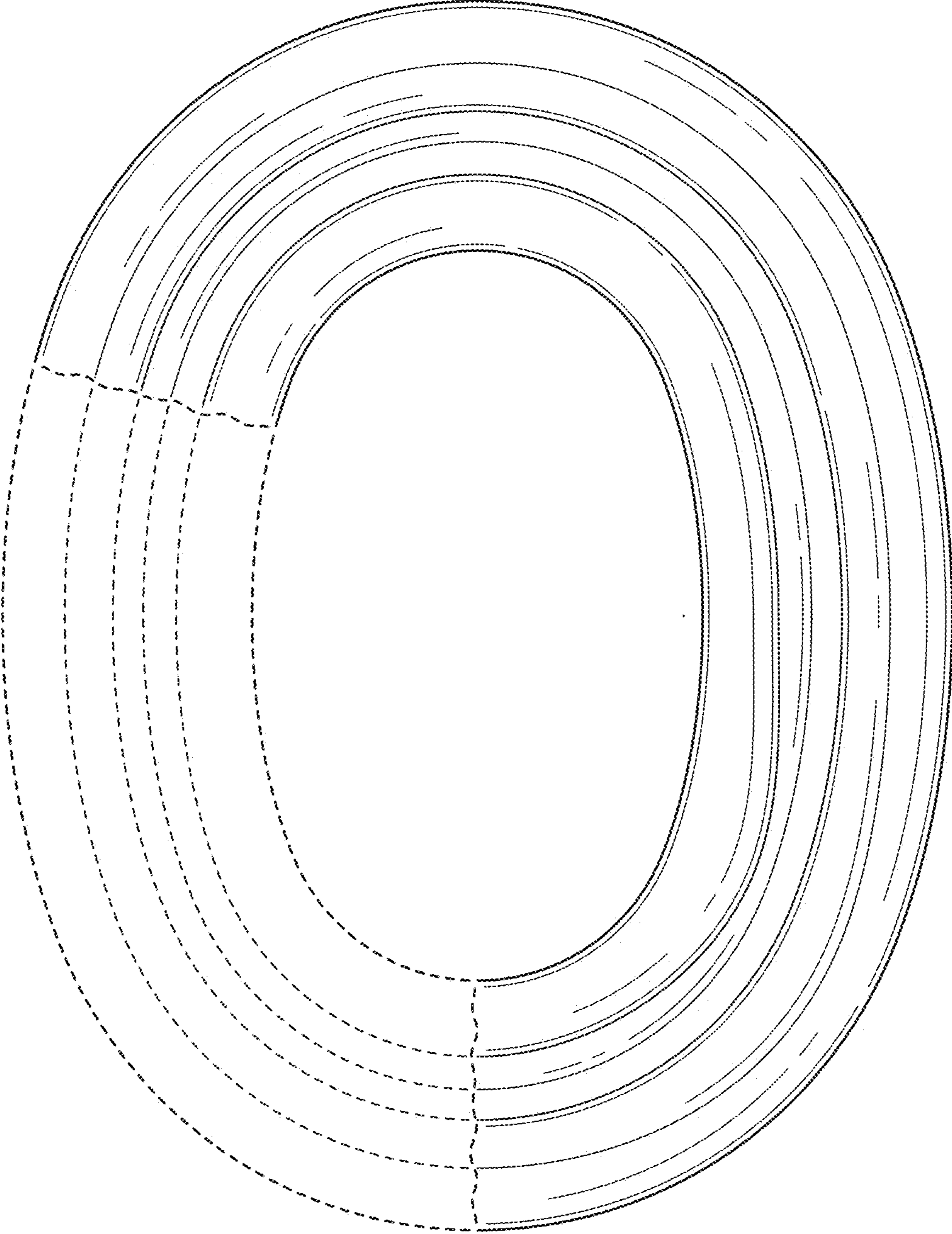


FIG. 2

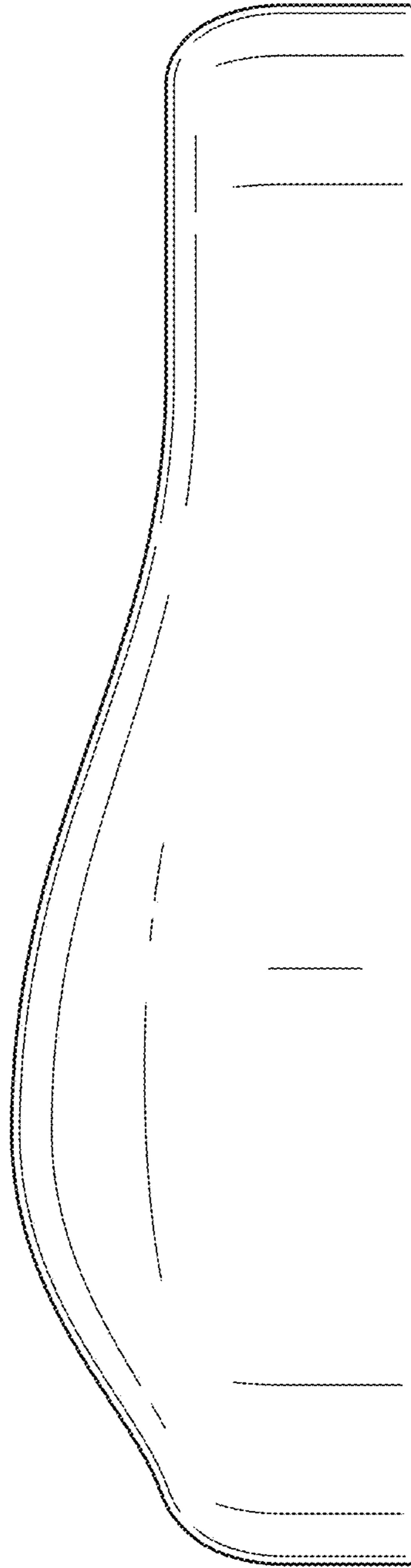


FIG. 3

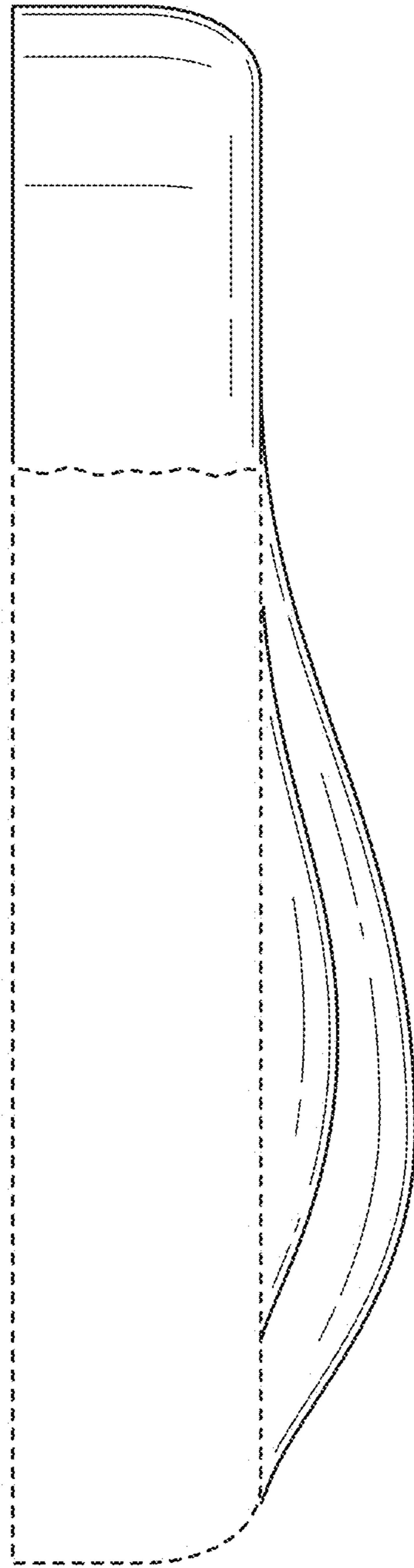


FIG. 4

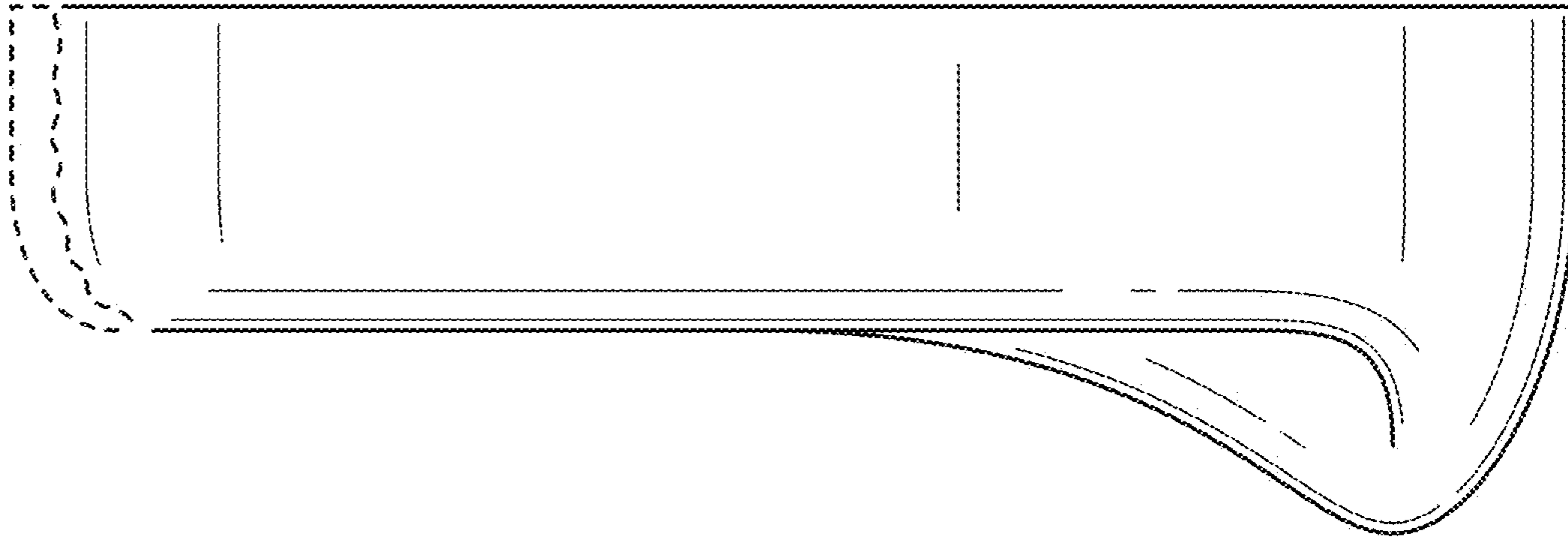


FIG. 5

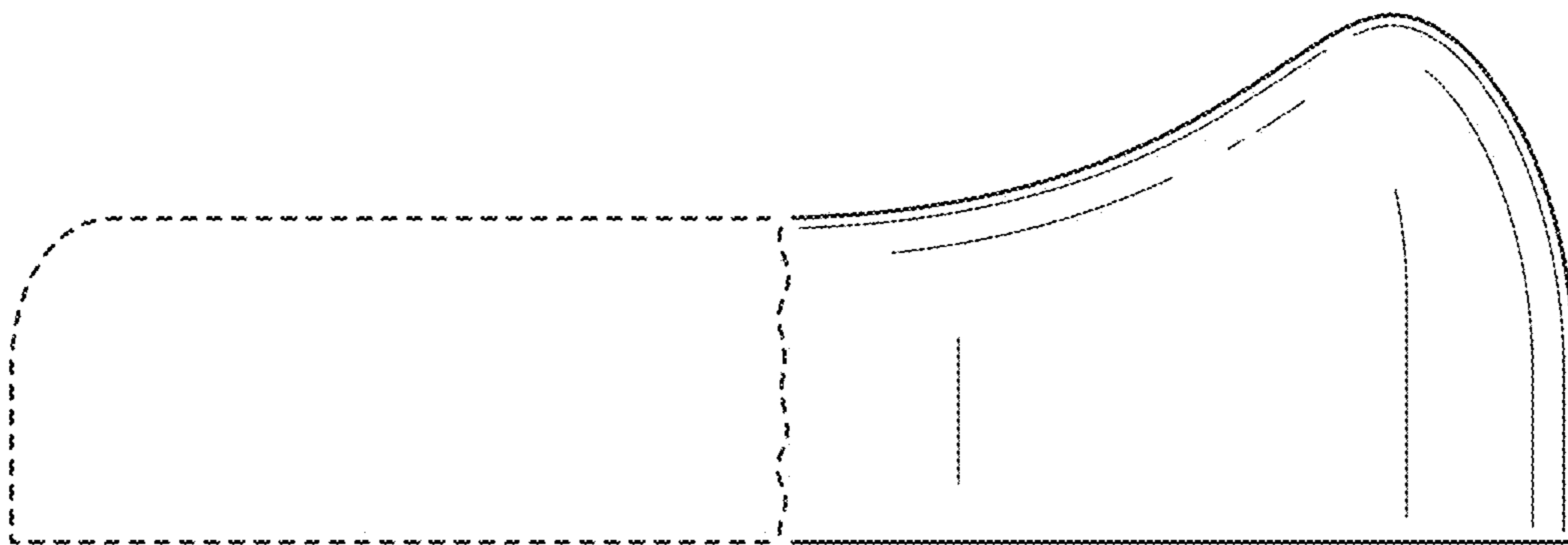


FIG. 6

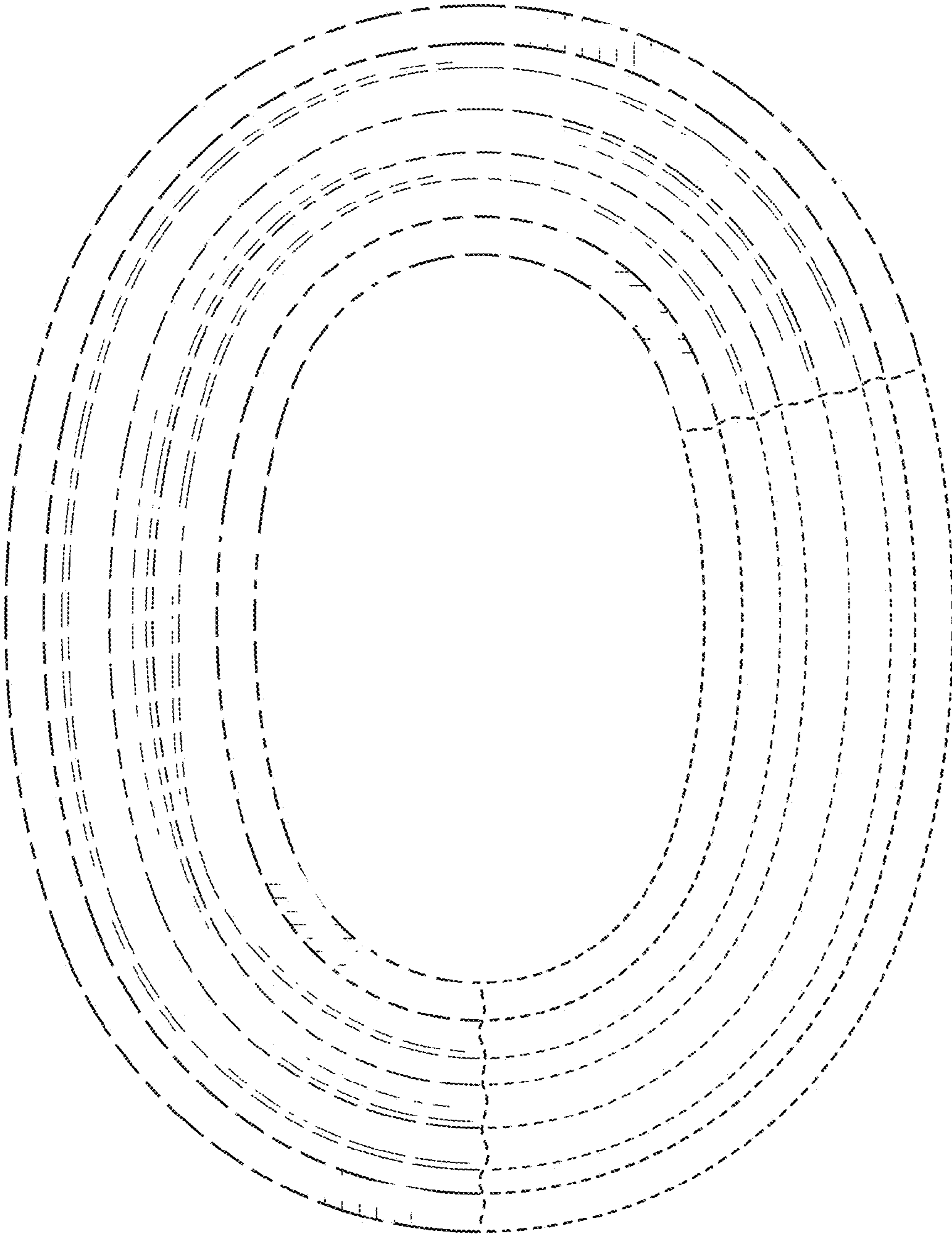


FIG. 7

UNITED STATES PATENT AND TRADEMARK OFFICE
CERTIFICATE OF CORRECTION

PATENT NO. : D729,193 S
APPLICATION NO. : 29/464959
DATED : May 12, 2015
INVENTOR(S) : James Kirsch et al.

Page 1 of 1

It is certified that error appears in the above-identified patent and that said Letters Patent is hereby corrected as shown below:

Title Page, Item (73) Assignee: "Harman Industries International, Incorporated"

is replaced with

-- Harman International Industries, Incorporated, Northridge, CA (US) --

Signed and Sealed this
Twenty-ninth Day of September, 2015



Michelle K. Lee
Director of the United States Patent and Trademark Office