



US00D729163S

(12) **United States Design Patent**  
**Meyer**

(10) **Patent No.:** **US D729,163 S**

(45) **Date of Patent:** **\*\* May 12, 2015**

(54) **CHARGING PAD**

(71) Applicant: **Bombardier Transportation GmbH,**  
Berlin (DE)

(72) Inventor: **Thomas Meyer,** Berlin (DE)

(73) Assignee: **Bombardier Transportation GmbH,**  
Berlin (DE)

(\*\*) Term: **14 Years**

(21) Appl. No.: **29/476,152**

(22) Filed: **Dec. 11, 2013**

(30) **Foreign Application Priority Data**

Jun. 12, 2013 (EM) ..... 002254177-0010

(51) **LOC (10) Cl.** ..... **13-03**

(52) **U.S. Cl.**  
USPC ..... **D13/123; D13/107**

(58) **Field of Classification Search**  
CPC . H02M 7/003; H05K 7/20918; H05K 7/1418;  
G02B 6/3897; G02B 6/4453; G06F 1/18;  
G06F 1/1632; H04N 5/268; H01H 33/66;  
H02K 11/046; H02K 19/365; H02K 5/225  
USPC ..... D13/101, 107, 10, 110-112, 114, 117,  
D13/118, 120, 122-128, 133, 158-160,  
D13/162.1, 164, 167, 184, 199, 88;  
D14/125, 142, 240, 348, 353, 358;  
D12/332; D15/5, 138, 143; D21/330;  
D23/200, 207; 290/31, 36 R, 38 R;  
310/10, 40 R, 40.5; 361/66, 605, 612;  
218/2, 77-79, 102, 118

See application file for complete search history.

(56) **References Cited**

**U.S. PATENT DOCUMENTS**

D499,773 S \* 12/2004 May et al. .... D21/499  
D569,354 S \* 5/2008 Kellar ..... D14/125  
D635,533 S \* 4/2011 Cho et al. .... D14/125

D635,940 S \* 4/2011 Cho et al. .... D14/125  
D636,724 S \* 4/2011 Nomi et al. .... D13/108  
D639,266 S \* 6/2011 DeLorenzo et al. .... D14/142  
D644,222 S \* 8/2011 Woo et al. .... D14/365  
D646,241 S \* 10/2011 Daniel ..... D14/125  
D646,272 S \* 10/2011 Woo et al. .... D14/365  
D653,707 S \* 2/2012 Filip ..... D20/10  
D662,480 S \* 6/2012 Daniel ..... D14/125  
D664,143 S \* 7/2012 Chaturvedi et al. .... D14/358  
D673,935 S \* 1/2013 Lee ..... D14/240  
D684,957 S \* 6/2013 Smith et al. .... D14/242  
D685,752 S \* 7/2013 Kimura et al. .... D14/125  
D687,432 S \* 8/2013 Duan et al. .... D14/341  
D705,160 S \* 5/2014 Ormesher et al. .... D13/108  
D707,667 S \* 6/2014 Kono et al. .... D14/240  
8,791,600 B2 \* 7/2014 Soar ..... 307/104  
D717,743 S \* 11/2014 Larkin et al. .... D13/164  
2014/0213978 A1 \* 7/2014 Olson et al. .... 604/151

**OTHER PUBLICATIONS**

“Plugless™ Level 2 EV Charging System (3.3KW) Overview and Capabilities”, Dec. 2012, www.evatran.com, Evatran, 925 Fairview Road, Wytheville, VA 24382, USA.

\* cited by examiner


*Primary Examiner* — Thomas Johannes  
*Assistant Examiner* — Shawn T Gingrich  
(74) *Attorney, Agent, or Firm* — The Webb Law Firm

(57) **CLAIM**  
The ornamental design for a charging pad, as shown and described.

**DESCRIPTION**

FIG. 1 is an upper left front perspective view of a charging pad, showing my new design;  
FIG. 2 is left side view thereof;  
FIG. 3 is a right side view thereof;  
FIG. 4 is a front view thereof;  
FIG. 5 is a rear view thereof;  
FIG. 6 is a top view thereof; and,  
FIG. 7 is a bottom view thereof.

**1 Claim, 7 Drawing Sheets**









FIG. 1




**FIG. 2**




**FIG. 3**




**FIG. 4**



**FIG. 5**



**FIG. 6**



**FIG. 7**