



US00D729152S

(12) **United States Design Patent**
Rolland et al.

(10) **Patent No.:** **US D729,152 S**
(45) **Date of Patent:** **** May 12, 2015**

(54) **TIRE TREAD**

(75) Inventors: **Maxime Andre Victor Rolland**, Greer, SC (US); **Joseph Stain**, Greenville, NC (US)

(73) Assignees: **Compagnie Generale des Etablissements Michelin**, Clermont-Ferrand (FR); **Michelin Recherche et Techniques S.A.**, Granges-Paccot (CH)

(**) Term: **14 Years**

(21) Appl. No.: **29/429,795**

(22) Filed: **Aug. 16, 2012**

(51) **LOC (10) Cl.** **12-15**

(52) **U.S. Cl.**
USPC **D12/583**

(58) **Field of Classification Search**
CPC B60C 11/03
USPC D12/582, 583, 586, 587, 588, 600, 602;
152/209.3, 209.9, 209.18, 209.25
See application file for complete search history.

(56) **References Cited**

U.S. PATENT DOCUMENTS

- D464,026 S * 10/2002 Godin D12/596
- D535,939 S 1/2007 Gordon et al.
- D549,643 S 8/2007 Radulescu et al.
- D555,080 S 11/2007 Radulescu
- D601,083 S 9/2009 Williamston et al.
- D615,027 S 5/2010 Williamston et al.
- D619,083 S * 7/2010 Reim et al. D12/583

- D635,915 S * 4/2011 Hamada D12/588
- D645,394 S 9/2011 De Staercke et al.
- D646,215 S 10/2011 De Staercke et al.
- D646,624 S * 10/2011 Yamaguchi D12/584

OTHER PUBLICATIONS

- Michelin X Multi Energy, Specification Sheet, 2 pages.
- Michelin X One XDA Energy, Specification Sheet, 2 pages.
- Michelin XDN2, Specification Sheet, 2 pages.
- Michelin X One XDN2, Specification Sheet, 2 pages.

* cited by examiner

Primary Examiner — Robert M Spear

(74) *Attorney, Agent, or Firm* — Dority & Manning, PA

(57) **CLAIM**

The ornamental design for a tire tread, as shown and described.

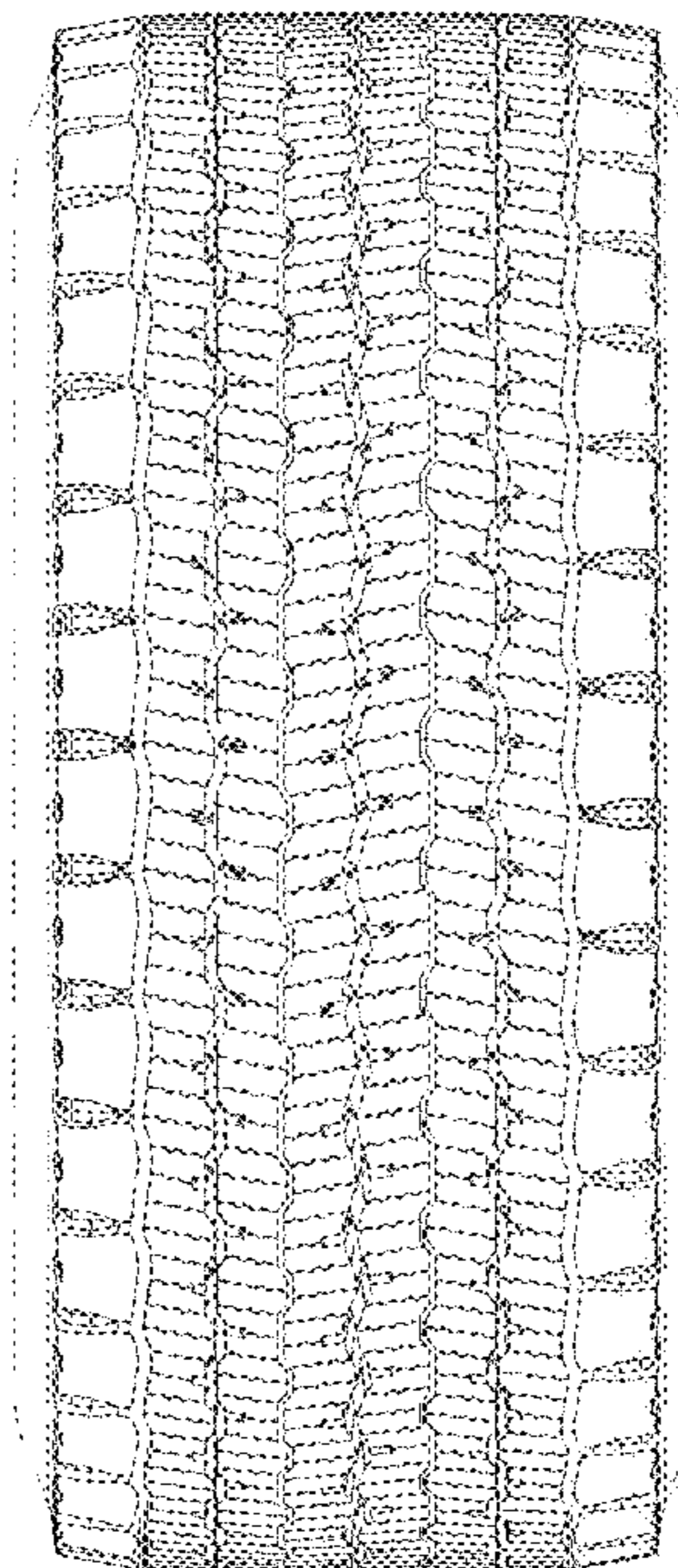
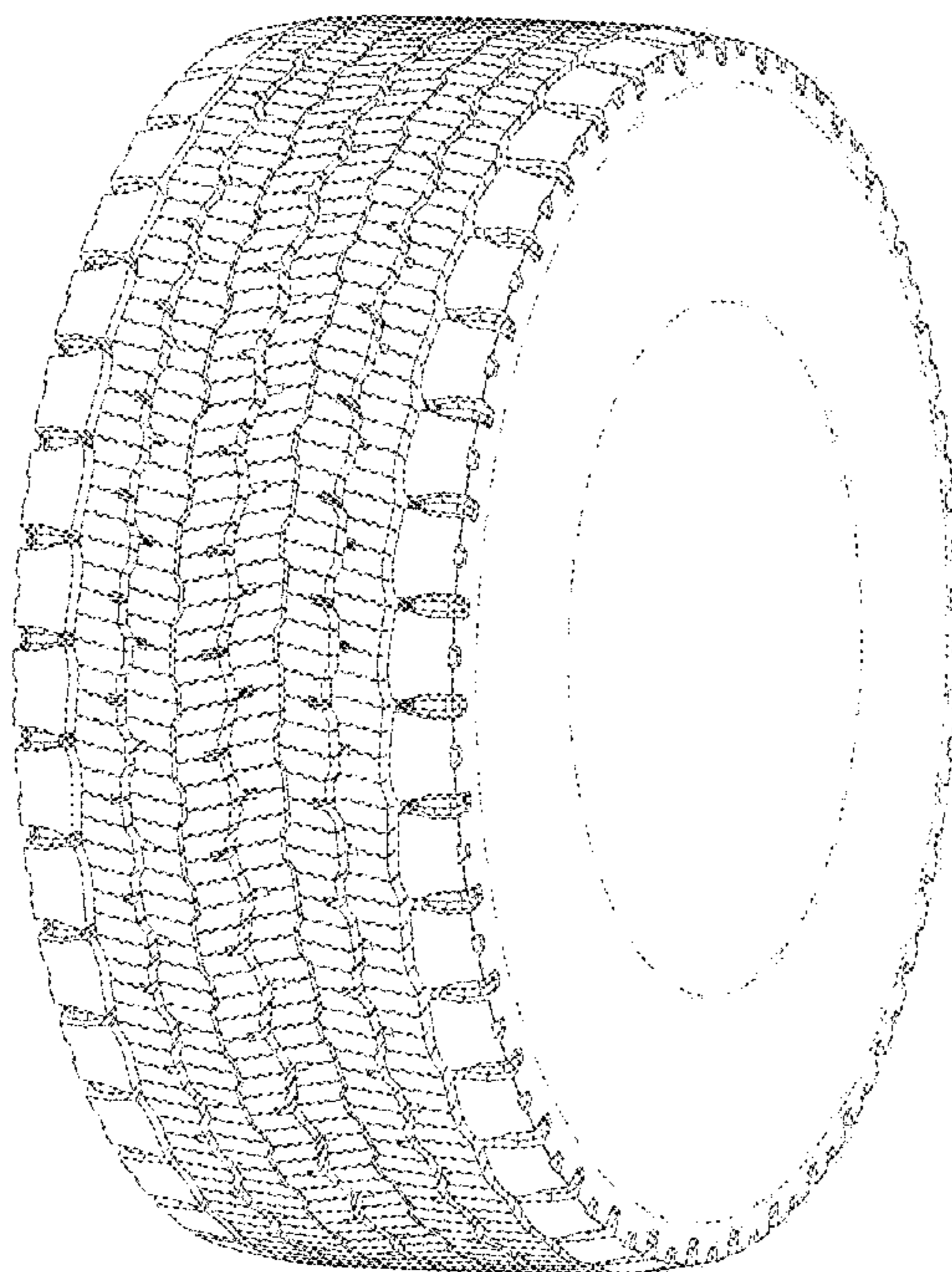
DESCRIPTION

FIG. 1 is a perspective view of a tire tread showing our new design, it being understood that the tread pattern repeats circumferentially throughout the outer circumference and shoulder of the tire, the opposite side perspective being identical thereto;

FIG. 2 is a front elevation view thereof; and, FIG. 3 is a side elevation view of the right side thereof, the left side elevation being identical thereto.

It is understood that the broken line adjacent the solid line showing of the tire shoulder depicts a boundary of the claim. In the drawings, the broken line disclosure of the tire sidewall and inner bead depicts environmental structure and forms no part of the claimed design.

1 Claim, 3 Drawing Sheets



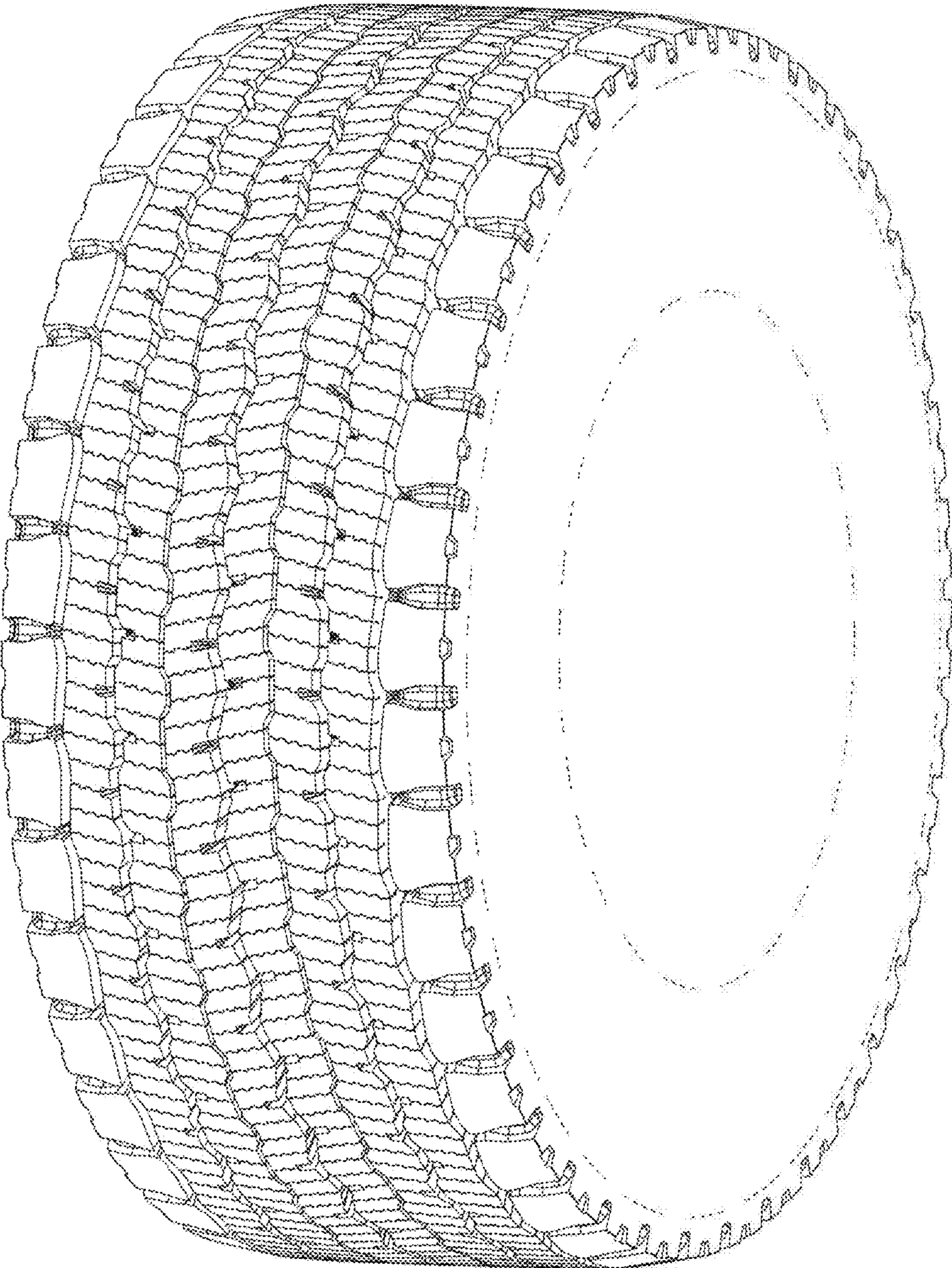


Fig. 1

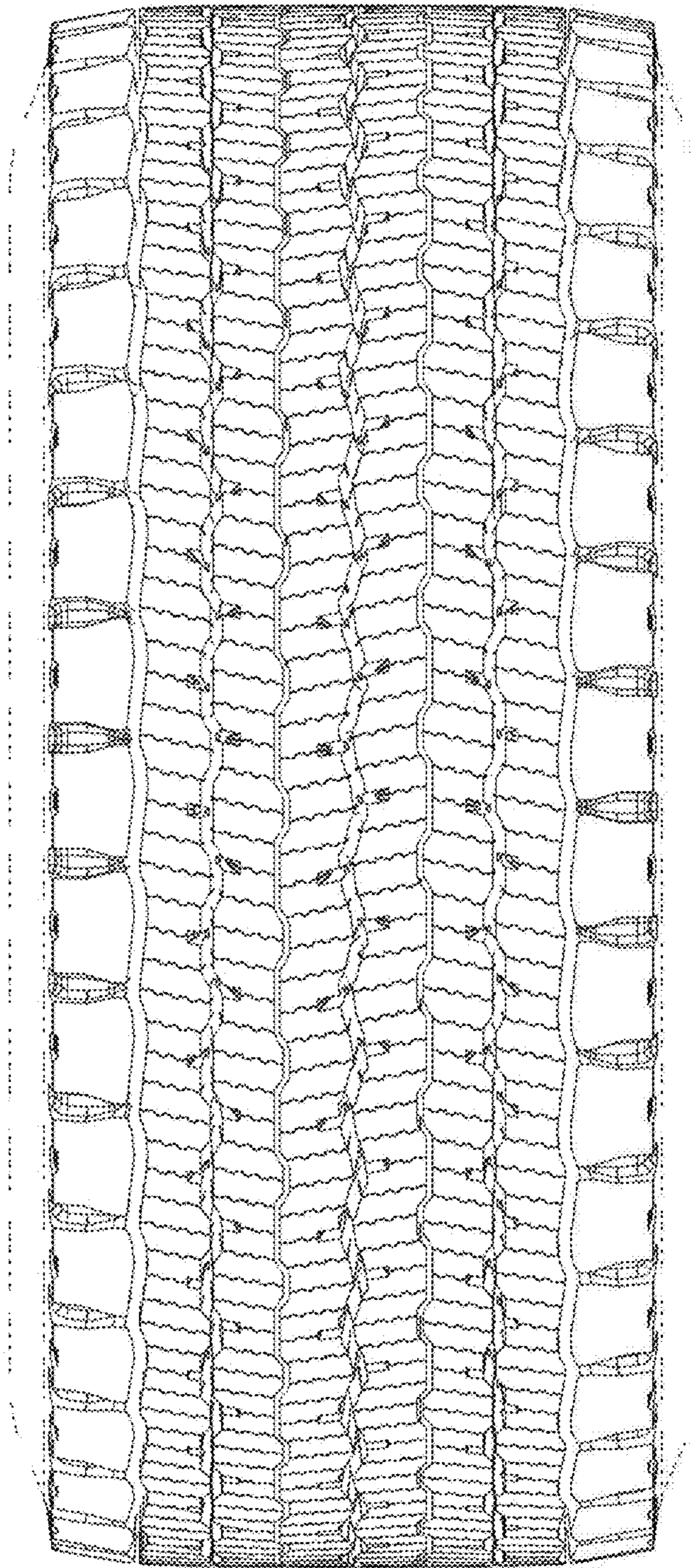


Fig. 2




Fig. 3