

US00D729146S

(12) **United States Design Patent**  
**Cervini**

(10) **Patent No.:** **US D729,146 S**  
(45) **Date of Patent:** **\*\* May 12, 2015**

(54) **C7 STAGE 1 WATERFALL CONSOLE  
EXTENSION**

(56) **References Cited**

(71) Applicant: **Samuel Frank Cervini**, Vineland, NJ  
(US)

(72) Inventor: **Samuel Frank Cervini**, Vineland, NJ  
(US)

(\*\*) Term: **14 Years**

(21) Appl. No.: **29/470,992**

(22) Filed: **Oct. 27, 2013**

(51) **LOC (10) Cl.** ..... **12-16**

(52) **U.S. Cl.**  
USPC ..... **D12/415**

(58) **Field of Classification Search**  
USPC ..... D12/415, 416-420, 400, 191, 106, 195,  
D12/345, 96, 99; 312/246; 296/37.1-37.8,  
296/70, 24.1, 24.3, 24.34, 97.1, 97.8;  
224/311, 539, 281, 118.1;  
160/370.21-370.23

See application file for complete search history.

U.S. PATENT DOCUMENTS

1,650,385 A *	11/1927	Payton	.....	296/153
D336,884 S *	6/1993	Scheele et al.	.....	D12/181
D633,857 S *	3/2011	Cervini	.....	D12/415
D676,797 S *	2/2013	Cervini	.....	D12/415
D676,798 S *	2/2013	Cervini	.....	D12/415

\* cited by examiner

*Primary Examiner* — Katrina A Betton

(57) **CLAIM**

The ornamental design for a C7 stage 1 waterfall console extension, as shown and described.

**DESCRIPTION**

FIG. 1 is a rear left perspective view of a C7 stage 1 waterfall console extension showing my new design; FIG. 2 is a front right perspective view thereof; FIG. 3 is a bottom right perspective view thereof; FIG. 4 is a front elevational view thereof; FIG. 5 is a rear view thereof; and, FIG. 6 is a right side view thereof, the opposite side being a mirror image.

**1 Claim, 2 Drawing Sheets**

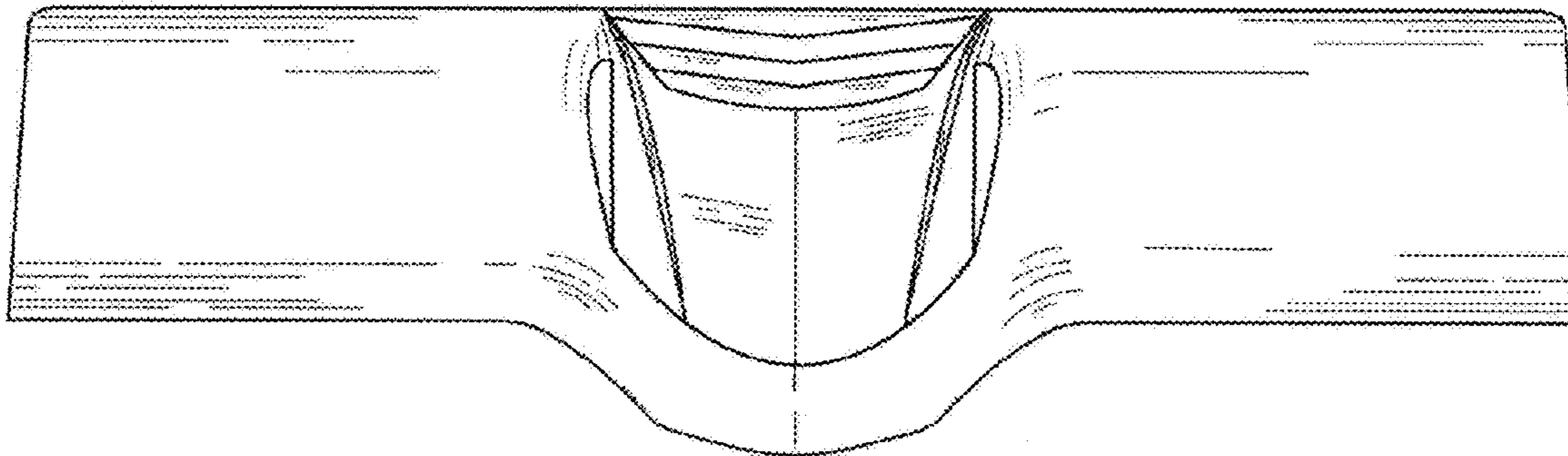


FIG. 1

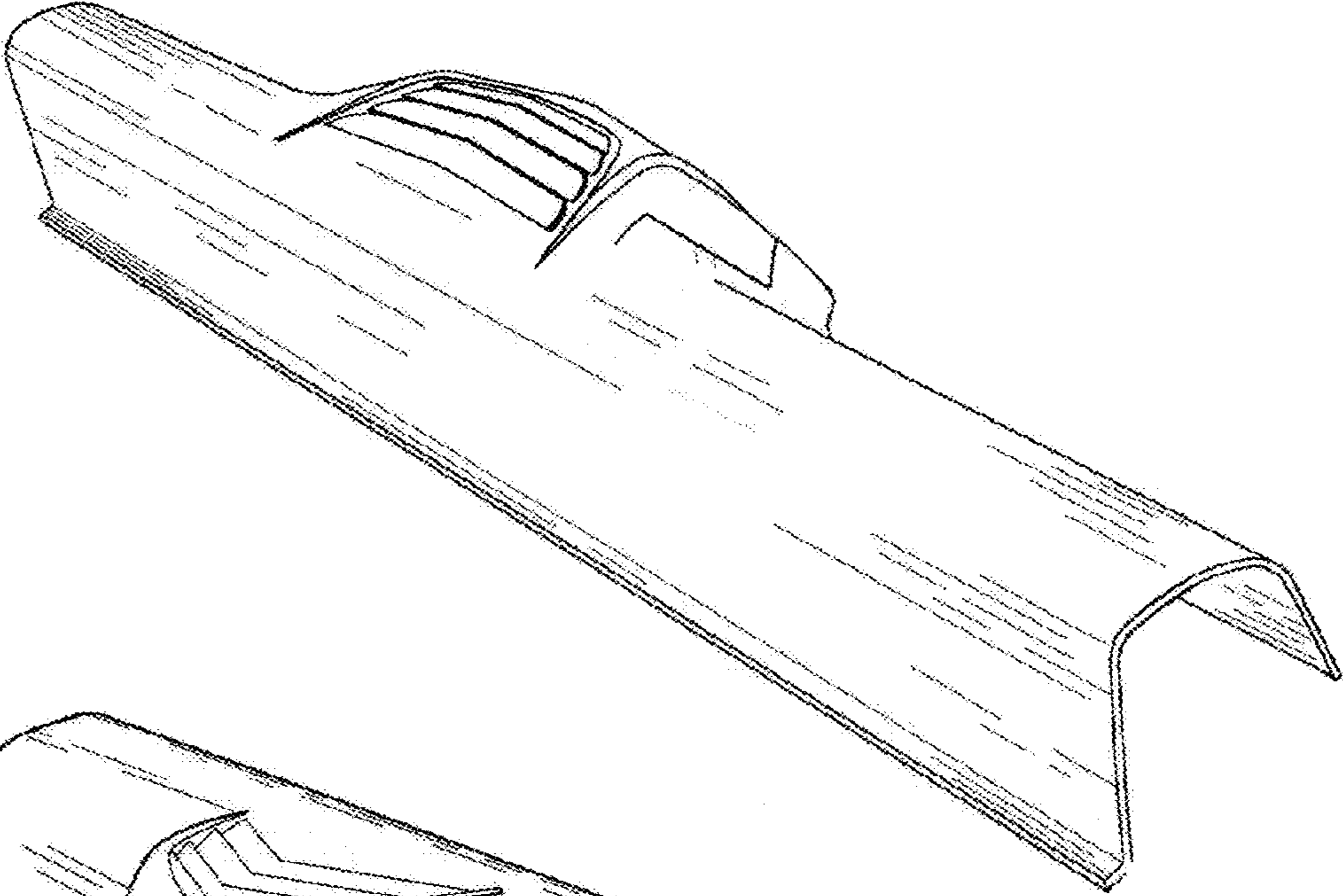


FIG. 2

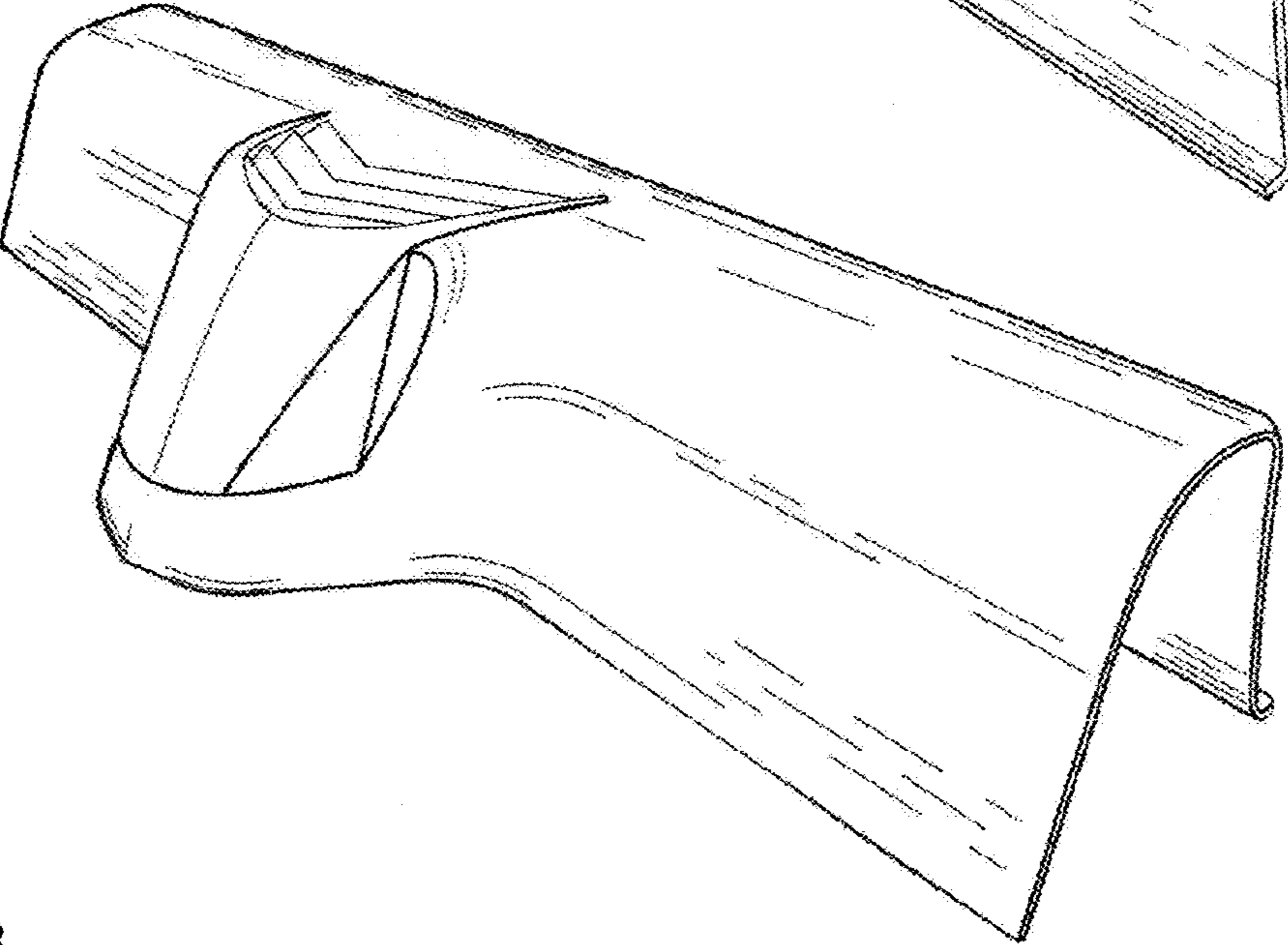


FIG. 3

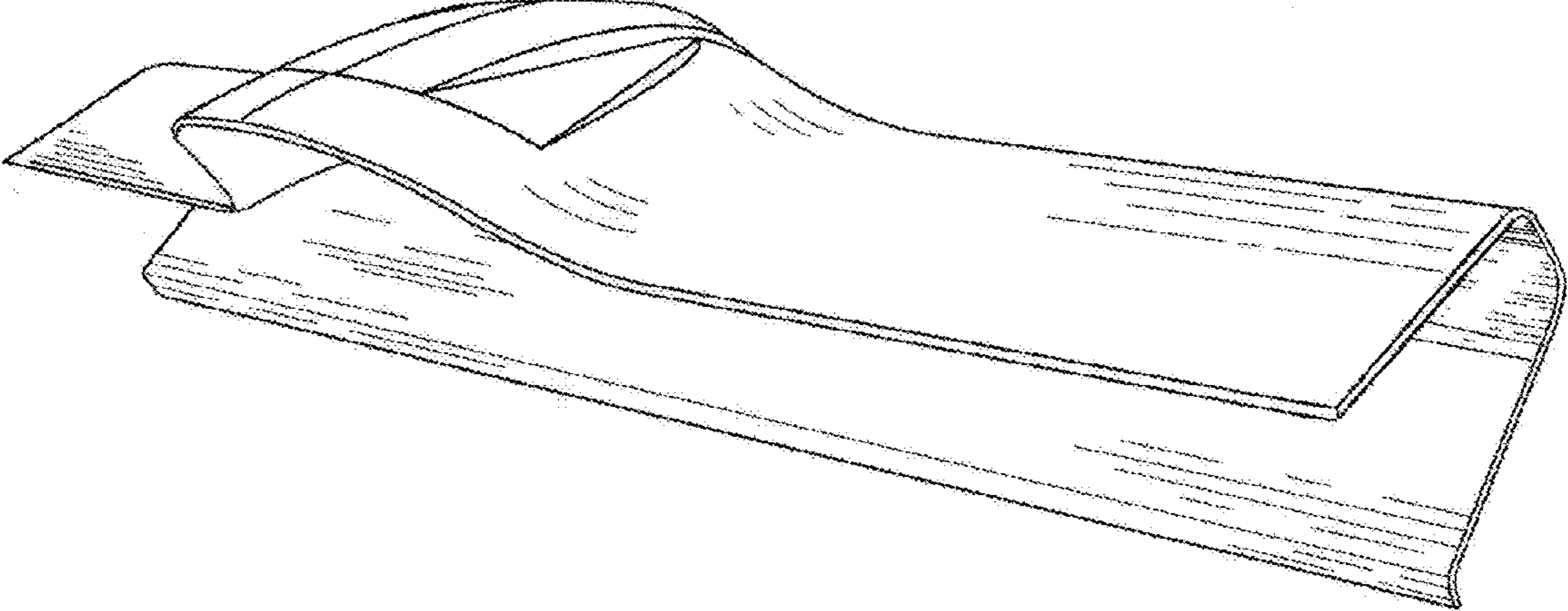


FIG. 4

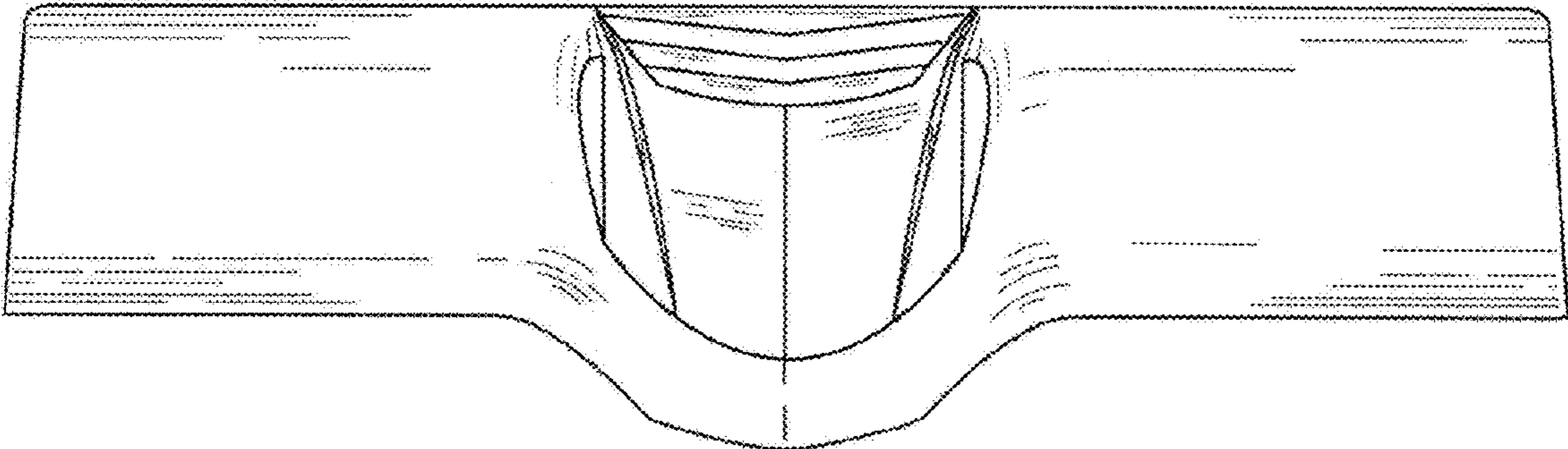


FIG. 5



FIG. 6

