



US00D729130S

(12) **United States Design Patent**
Hinsey et al.

(10) **Patent No.:** **US D729,130 S**

(45) **Date of Patent:** **** *May 12, 2015**

(54) **SADDLEBAG LID**

D461,748 S * 8/2002 Morgan D12/114
D576,035 S * 9/2008 Perry et al. D9/435
D603,760 S * 11/2009 Gregory D12/114

(71) Applicant: **Hinsey's Pro Paint, Inc.**, Fort Wayne,
IN (US)

(Continued)

(72) Inventors: **Jacob Hinsey**, Fort Wayne, IN (US);
Matt Anderson, Huntington, IN (US)

OTHER PUBLICATIONS

(73) Assignee: **Hinsey's Pro Paint, Inc.**, Fort Wayne,
IN (US)

"Harley Offers Boom! Audio System for Tourers". Motorcycle
USA., Sep. 2, 2011 [online], [retrieved on Aug. 26, 2014]. Retrieved
from the Internet <URL: <http://www.motorcycle-usa.com/568/10948/Motorcycle-Article/Harley-Offers-Boom-Audio-System-for-Tourers.aspx>>.*

(*) Notice: This patent is subject to a terminal dis-
claimer.

(Continued)

(**) Term: **14 Years**

Primary Examiner — Philip S Hyder

Assistant Examiner — Darlington Ly

(21) Appl. No.: **29/493,510**

(74) *Attorney, Agent, or Firm* — Ice Miller LLP

(22) Filed: **Jun. 10, 2014**

(51) **LOC (10) Cl.** **12-11**

(52) **U.S. Cl.**
USPC **D12/114**

(57) **CLAIM**

The ornamental design for a saddlebag lid, as shown and
described.

(58) **Field of Classification Search**

CPC B60R 7/02; B60R 9/02; B60R 9/12;
B62J 1/16; B62J 6/02; B62J 7/00; B62J 7/04;
B62J 9/00; B62J 9/003; B62J 9/005; B62J
9/006; B62J 11/00; B62J 99/00; B62K 11/04;
A63B 71/0045

USPC D12/110, 114, 126, 407, 409, 410, 415;
180/90, 219; 280/288.4; 296/37.1, 70;
D9/423, 429, 431, 432, 435, 759, 770;
D14/214

See application file for complete search history.

DESCRIPTION

FIG. 1 is a front perspective view of the saddlebag lid;
FIG. 2 is a rear perspective view of the saddlebag lid;
FIG. 3 is a front elevation view of the saddlebag lid;
FIG. 4 is a rear elevation view of the saddlebag lid;
FIG. 5 is a right side elevation view of the saddlebag lid;
FIG. 6 is a left side elevation view of the saddlebag lid;
FIG. 7 is a top plan view of the saddlebag lid; and,
FIG. 8 is a bottom plan view of the saddlebag lid.

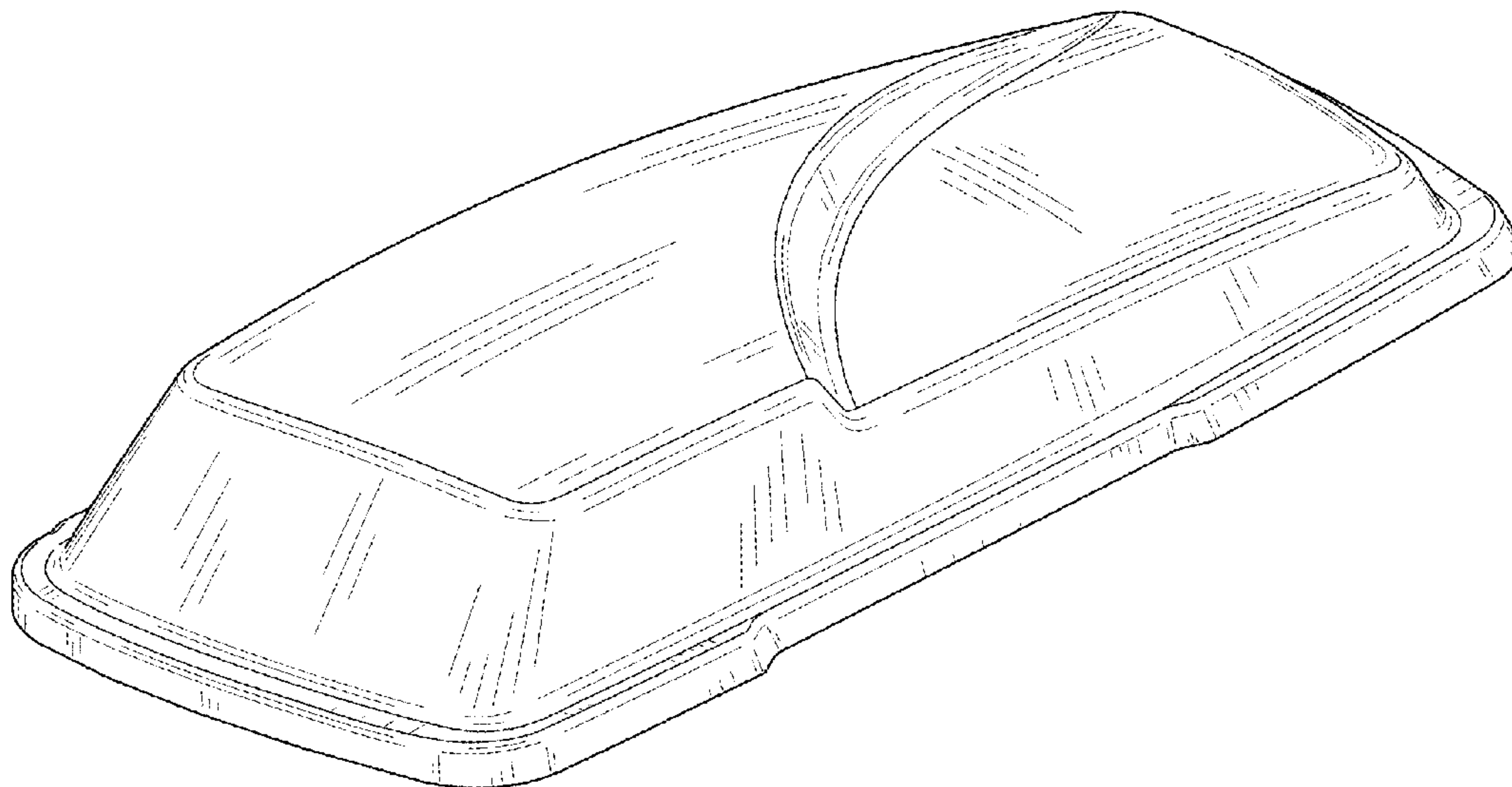
The drawings show the design of a saddlebag lid suitable for
positioning on the left side of a vehicle. The ornamental
design also includes the mirror images of the drawings, i.e.,
the design of a saddlebag lid suitable for positioning on the
right side of the vehicle.

(56) **References Cited**

U.S. PATENT DOCUMENTS

D200,144 S * 1/1965 Marchello D12/401
6,223,960 B1 * 5/2001 Powell et al. 224/429
D450,632 S * 11/2001 Morgan D12/114

1 Claim, 6 Drawing Sheets



(56)

References Cited

OTHER PUBLICATIONS

U.S. PATENT DOCUMENTS

D615,908 S * 5/2010 Ditterline D12/114
D638,346 S * 5/2011 Loynds D12/407
8,608,039 B2 * 12/2013 Kaczowski et al. 224/430
D699,708 S * 2/2014 Files D14/214
D699,709 S * 2/2014 Files D14/214
8,651,214 B2 * 2/2014 Orpen et al. 180/219
2006/0207963 A1 * 9/2006 Little et al. 215/384

Wachuko. "Saddlebag speaker lids and rain". HD Forums., Aug. 17, 2012 [online], [retrieved on Aug. 26, 2014]. Retrieved from the Internet <URL: <http://www.hdforums.com/forum/touring-models/798952-saddlebag-speaker-lids-and-rain.html>>.*

* cited by examiner

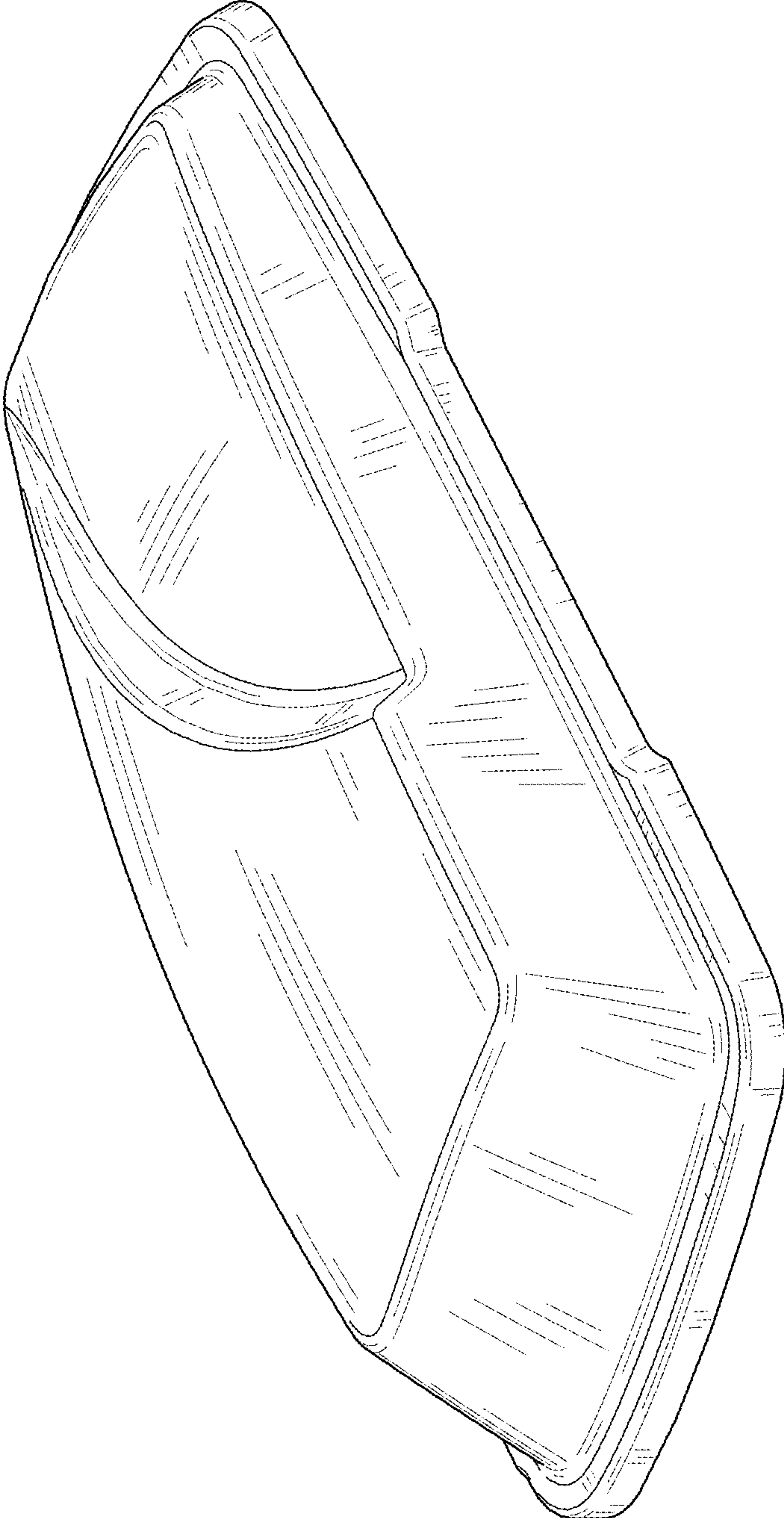


FIG. 1

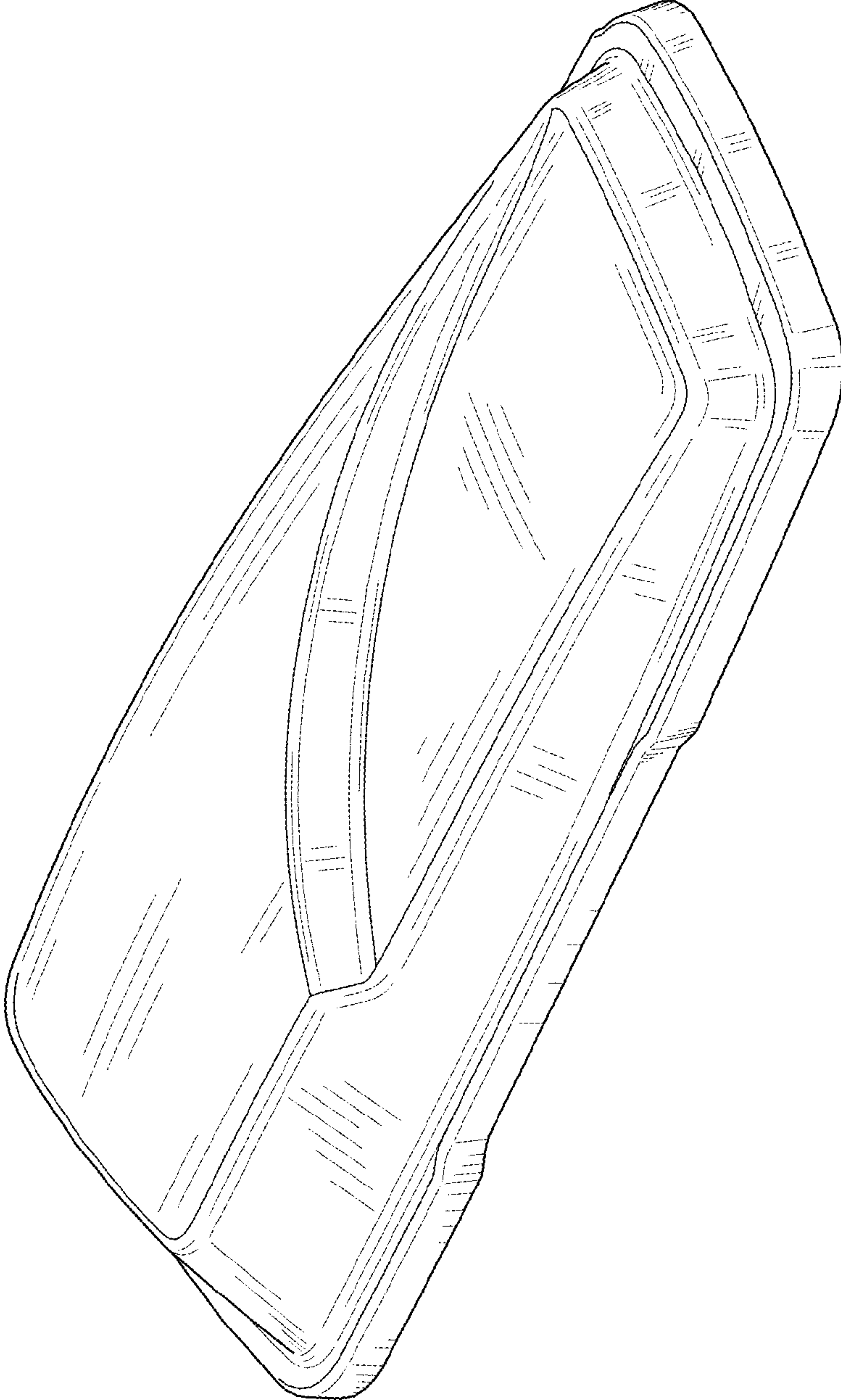


FIG. 2

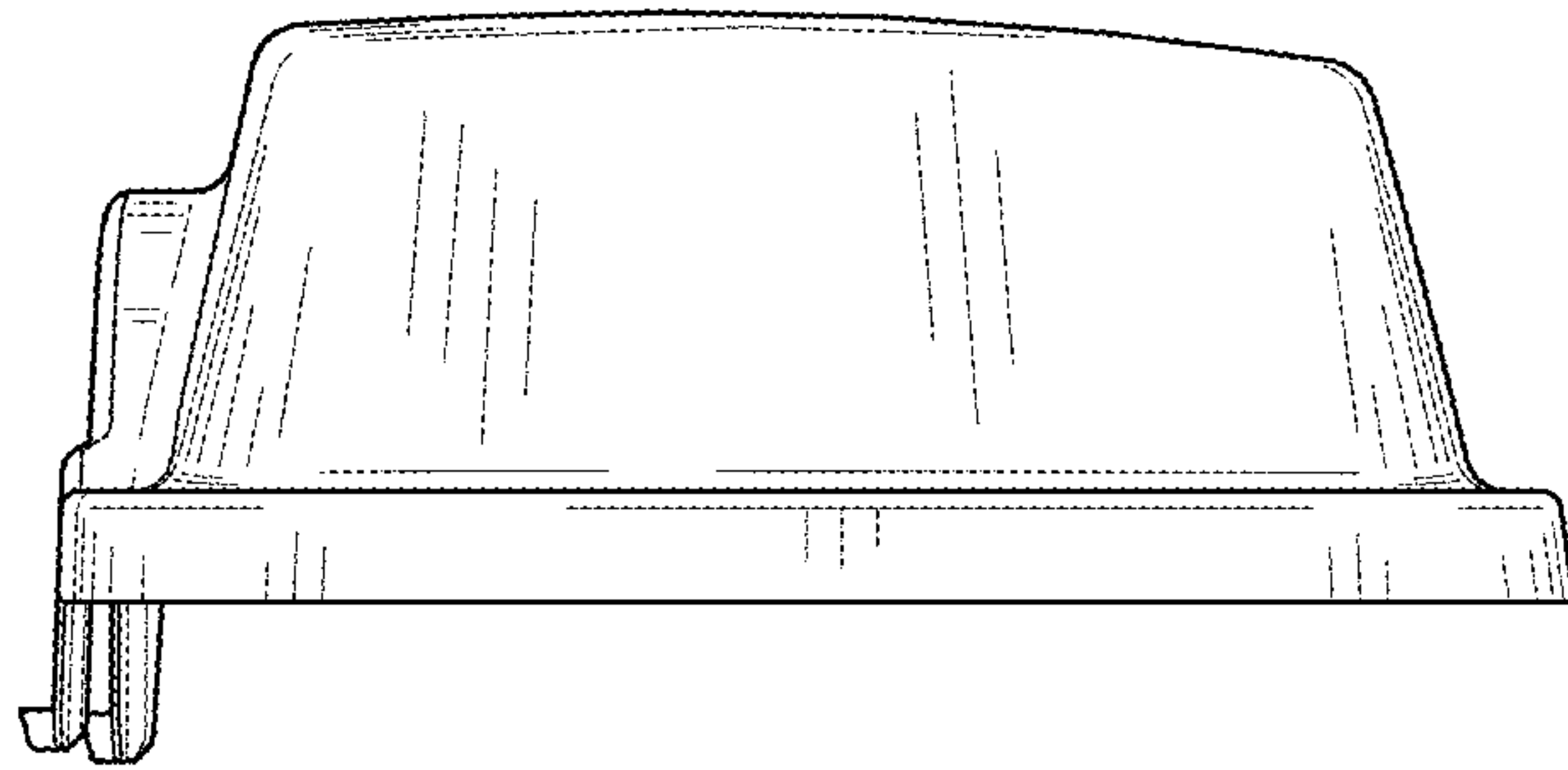


FIG. 3

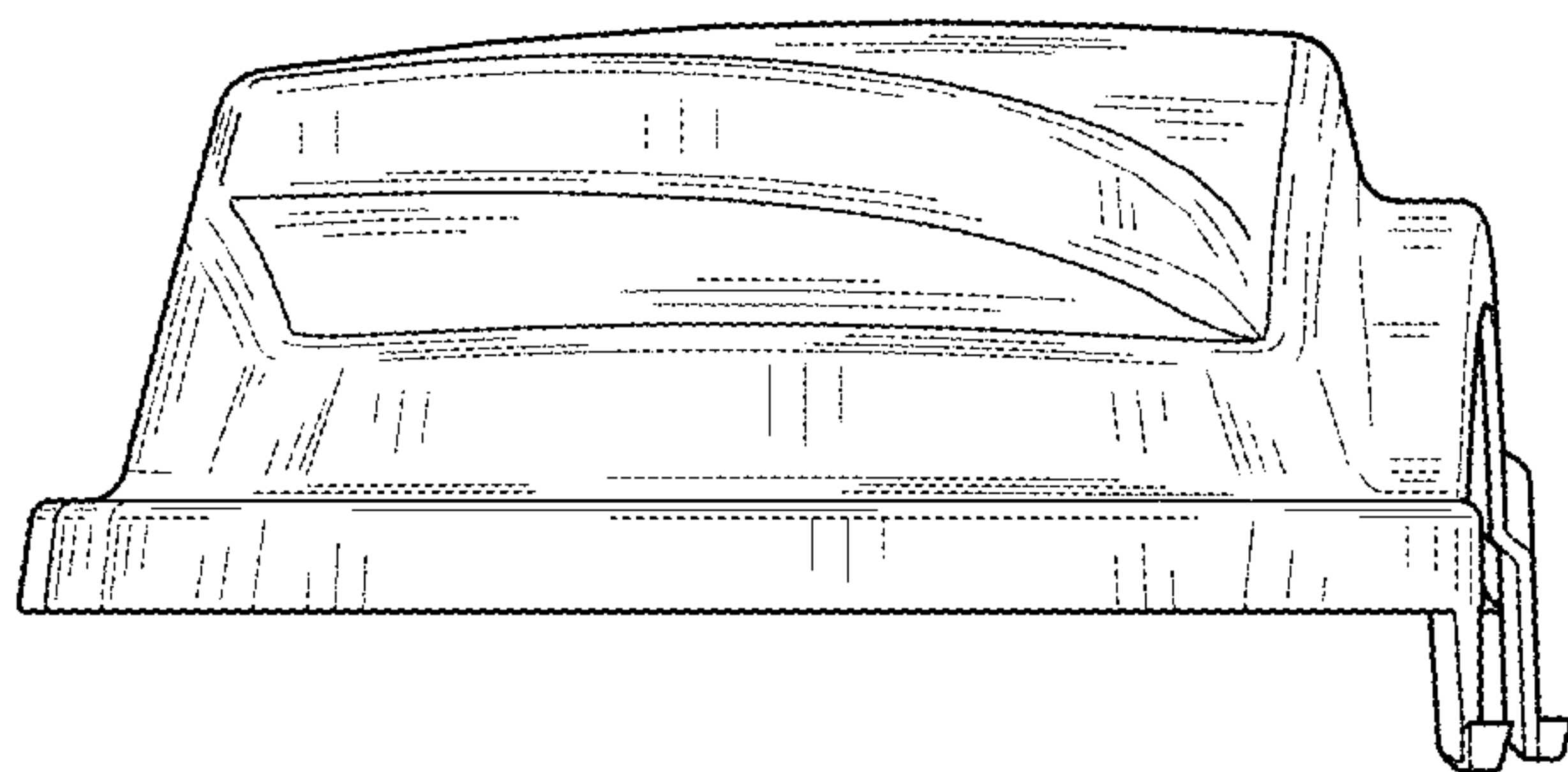


FIG. 4

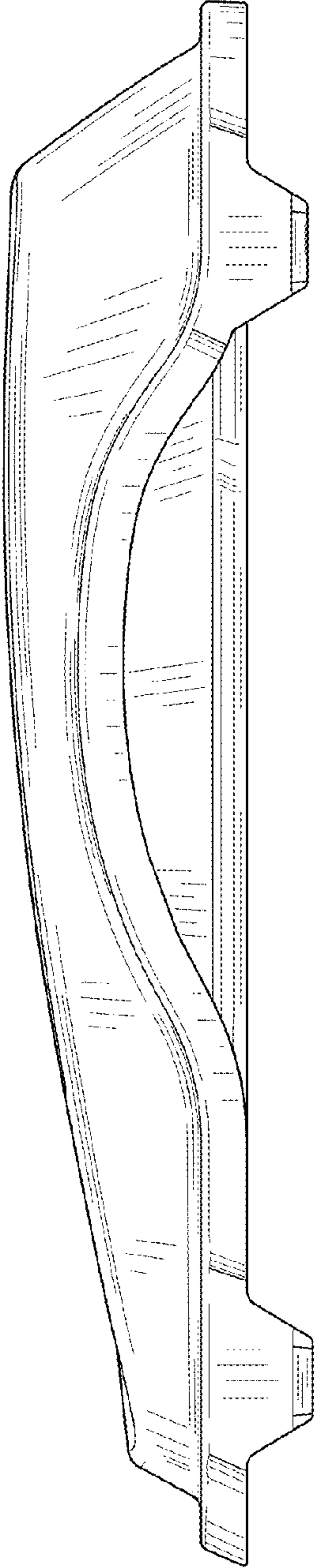


FIG. 5

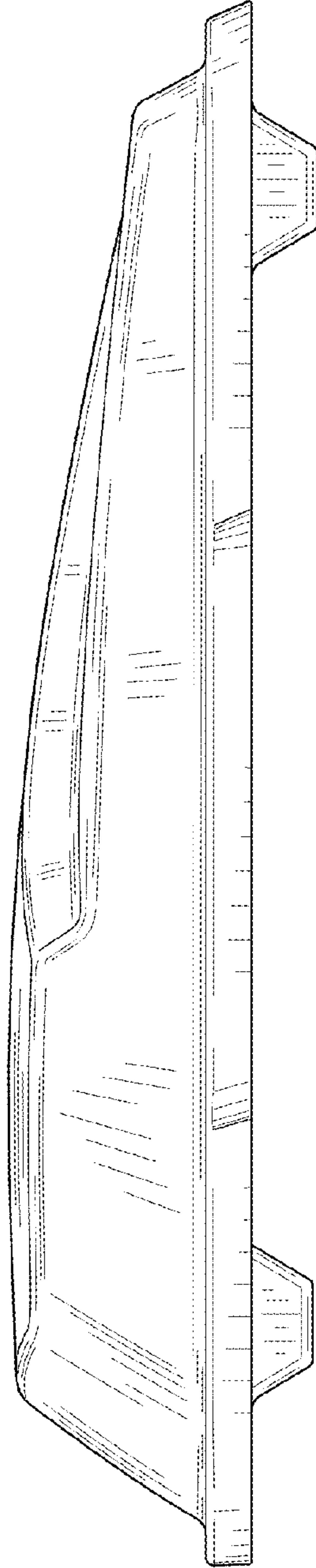


FIG. 6

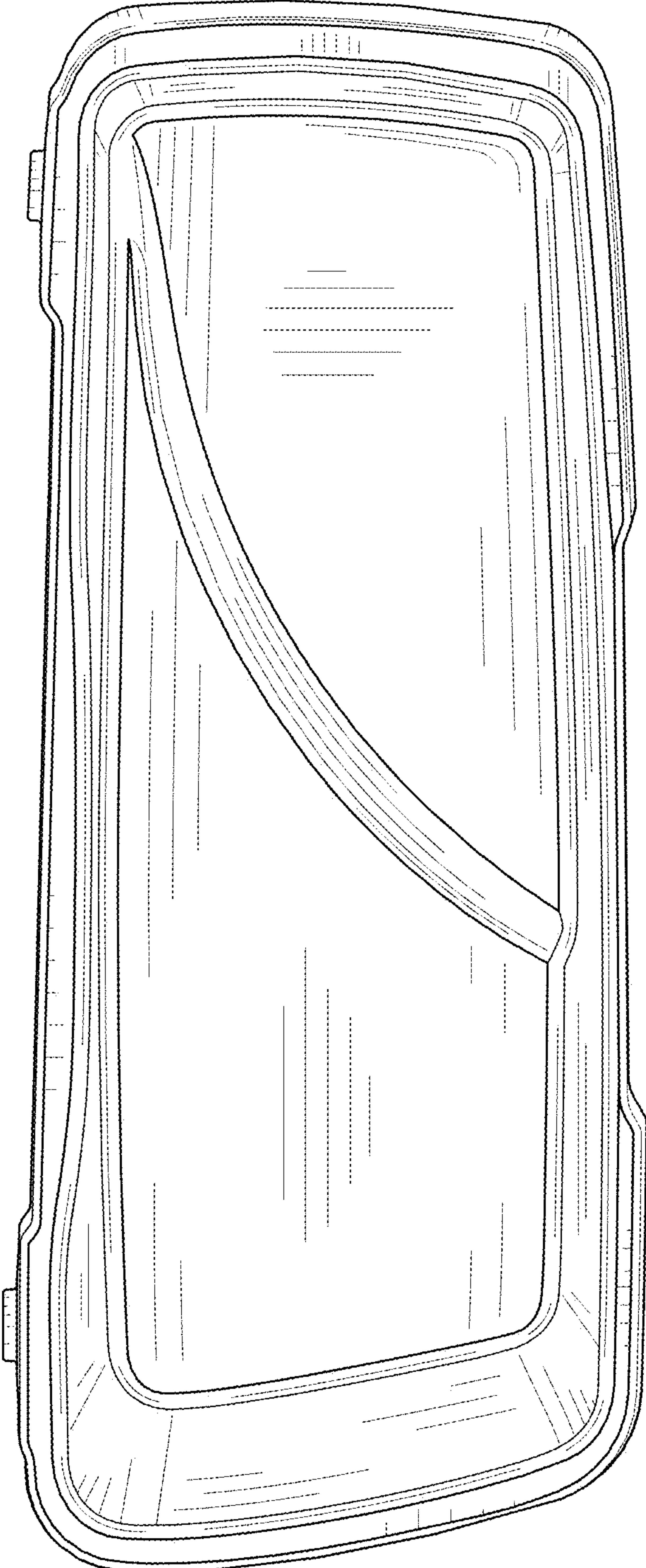


FIG. 7

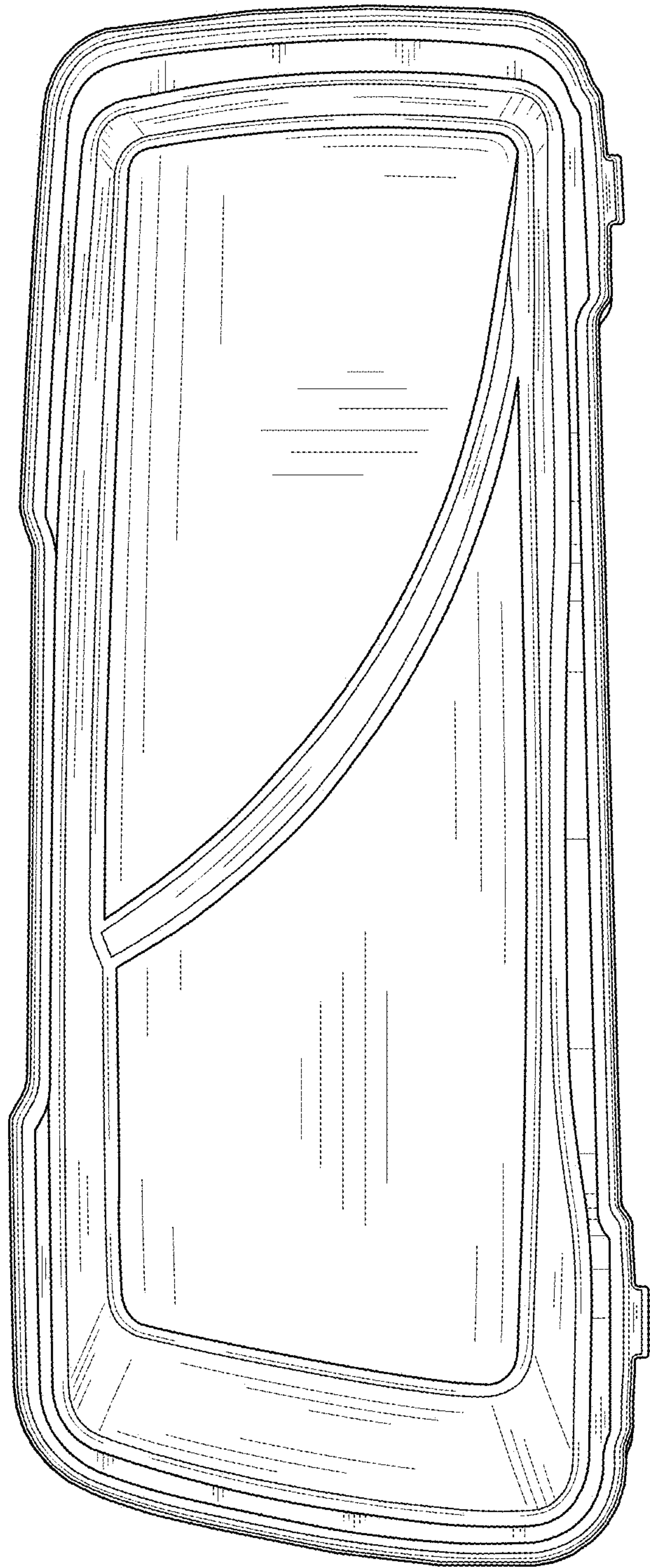


FIG. 8