



US00D729118S

(12) **United States Design Patent**  
**Johnson et al.**

(10) **Patent No.:** **US D729,118 S**

(45) **Date of Patent:** **\*\* May 12, 2015**

(54) **SIZING DEVICE ASSEMBLY FOR CLOTHING, FABRICS, AND GARMENTS**

(71) Applicants: **Kimberly S. Johnson**, Big Lake, MN (US); **Thomas J. Johnson**, Big Lake, MN (US)

(72) Inventors: **Kimberly S. Johnson**, Big Lake, MN (US); **Thomas J. Johnson**, Big Lake, MN (US)

(\*\*) Term: **14 Years**

(21) Appl. No.: **29/468,658**

(22) Filed: **Oct. 2, 2013**

**Related U.S. Application Data**

(62) Division of application No. 29/408,168, filed on Dec. 7, 2011, now Pat. No. Des. 694,151.

(51) **LOC (10) Cl.** ..... **02-07**

(52) **U.S. Cl.**  
USPC ..... **D11/200**; D11/216

(58) **Field of Classification Search**  
CPC ..... A44C 15/00; A41D 15/00  
USPC ..... D11/1-2, 200-201, 206-210, 214-218;  
24/163 R, 169-171, 173, 177-179, 191,  
24/194-195, 197, 200, 614-616, 625  
See application file for complete search history.

(56) **References Cited**

**U.S. PATENT DOCUMENTS**

3,148,426	A *	9/1964	Lesser et al.	24/3.7
D309,280	S *	7/1990	Balfanz-Lee	D11/215
D332,585	S *	1/1993	Olson	D11/201
5,511,289	A *	4/1996	Melia	24/66.9
5,765,232	A *	6/1998	Pryor	2/217
D398,558	S *	9/1998	LaBorde et al.	D11/201
D477,792	S *	7/2003	Kaneko et al.	D11/200
6,868,555	B2 *	3/2005	Zic et al.	2/67
D530,240	S *	10/2006	Kelsey	D11/200
D561,641	S *	2/2008	Fildan et al.	D11/200
D568,209	S *	5/2008	Della Valle	D11/231
D568,782	S *	5/2008	Yang et al.	D11/200

D568,785	S *	5/2008	Yang et al.	D11/218
D568,787	S *	5/2008	Yang et al.	D11/218
D568,788	S *	5/2008	Yang et al.	D11/218
D600,591	S *	9/2009	Kosh et al.	D11/216
D608,688	S *	1/2010	Dalzell et al.	D11/218

(Continued)

**OTHER PUBLICATIONS**

Johnson, et al., the entire file history of Design U.S. Appl. No. 29/408,168, filed Dec. 7, 2011.

*Primary Examiner* — Ralf Seifert

(74) *Attorney, Agent, or Firm* — Walter K. Roloff

(57) **CLAIM**

The ornamental design for a sizing device assembly for clothing, fabrics, and garments, as shown and described.

**DESCRIPTION**

Copyright 2011, Thomas J. Johnson and Kimberly S. Johnson. A portion of the disclosure of this patent document contains material to which a claim for copyright is made. The copyright owner has, or owners have, no objection to the facsimile reproduction by anyone of the patent document or the patent disclosure as it appears in the Patent and Trademark Office patent file or records, but the owner reserves, or the owners reserve, all other copyright rights whatsoever, worldwide.

FIG. 1 is an exploded perspective view of a sizing device assembly for clothing, fabrics, and garments.

FIG. 2 is a front view of the sizing device assembly shown in FIG. 1.

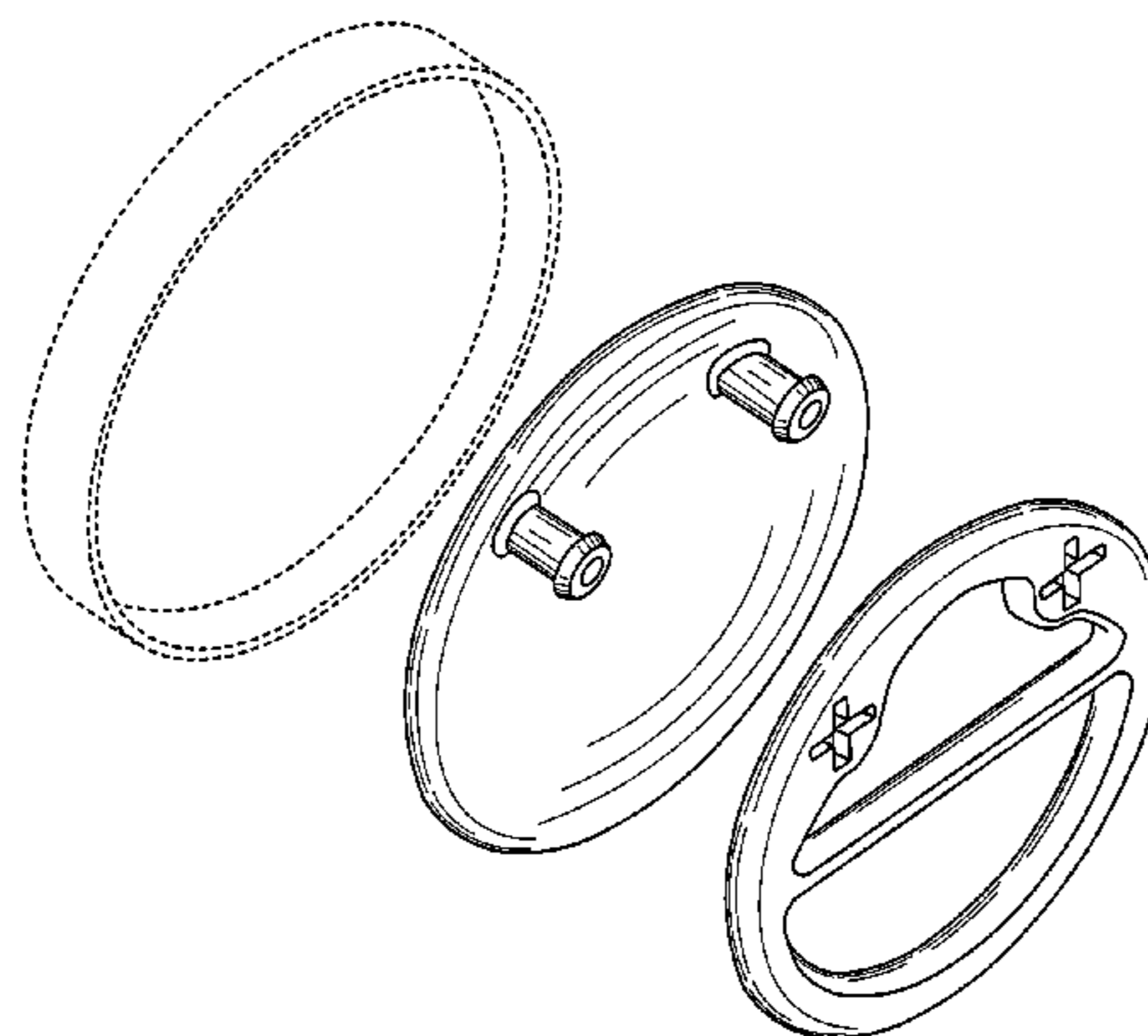
FIG. 3 is a rear view of the sizing device assembly shown in FIG. 1.

FIG. 4 is a side view of the sizing device assembly shown in FIG. 1.

FIG. 5 is a top view of the sizing device assembly shown in FIG. 1.

A cover component shown in broken lines in the drawings illustrates such portion of the sizing device assembly while forming no part of the claimed design.

**1 Claim, 3 Drawing Sheets**



(56)

**References Cited**

U.S. PATENT DOCUMENTS

D631,393 S \* 1/2011 Shani et al. .... D11/216  
D632,215 S \* 2/2011 Shani et al. .... D11/216  
D632,216 S \* 2/2011 Shani et al. .... D11/216

D632,217 S \* 2/2011 Shani et al. .... D11/216  
D632,612 S \* 2/2011 Shani et al. .... D11/216  
D673,879 S \* 1/2013 Petty ..... D11/216  
D694,151 S \* 11/2013 Johnson et al. .... D11/200  
D708,984 S \* 7/2014 MacNeil ..... D11/200

\* cited by examiner

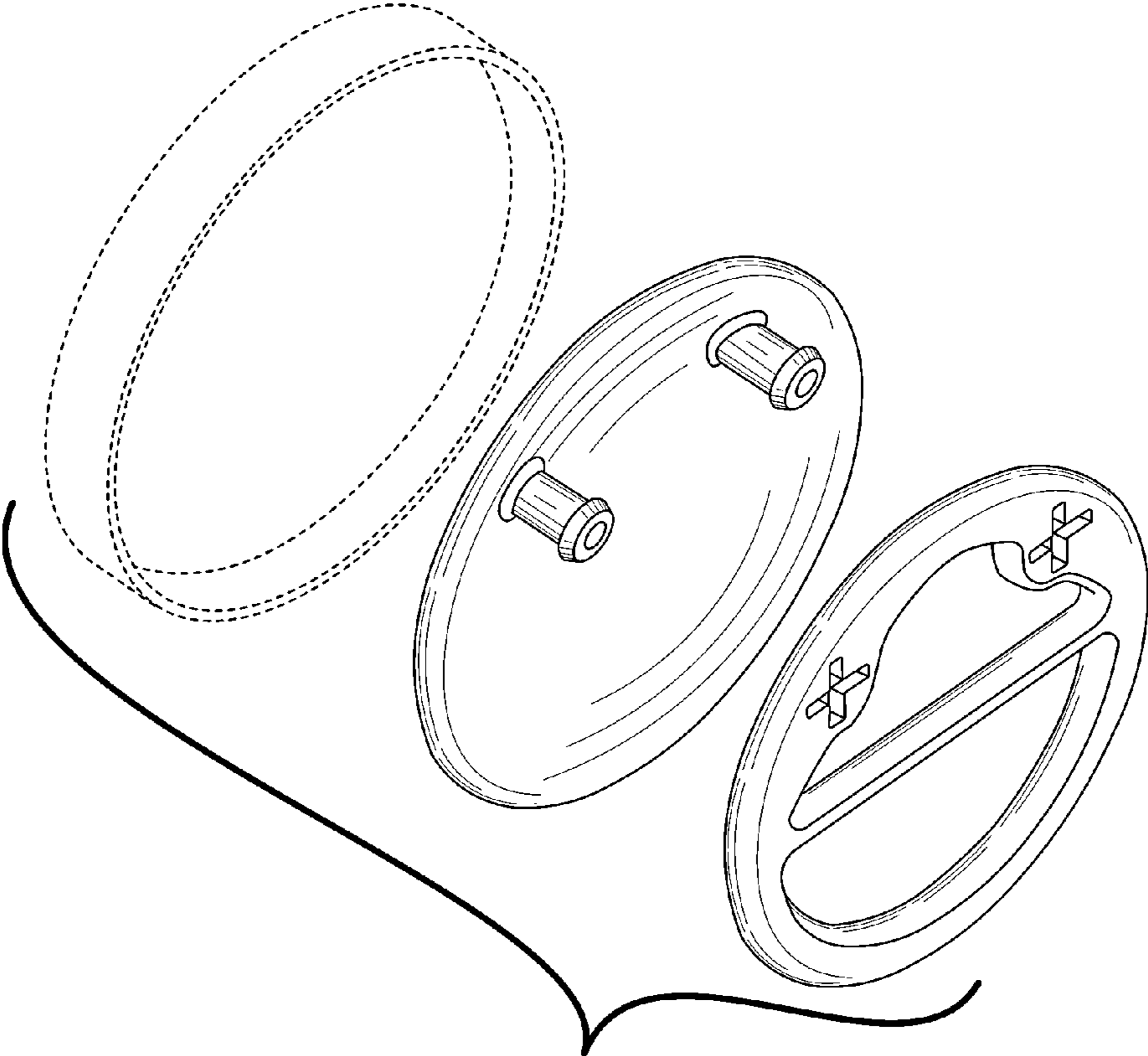


FIG. 1




FIG. 2




FIG. 3

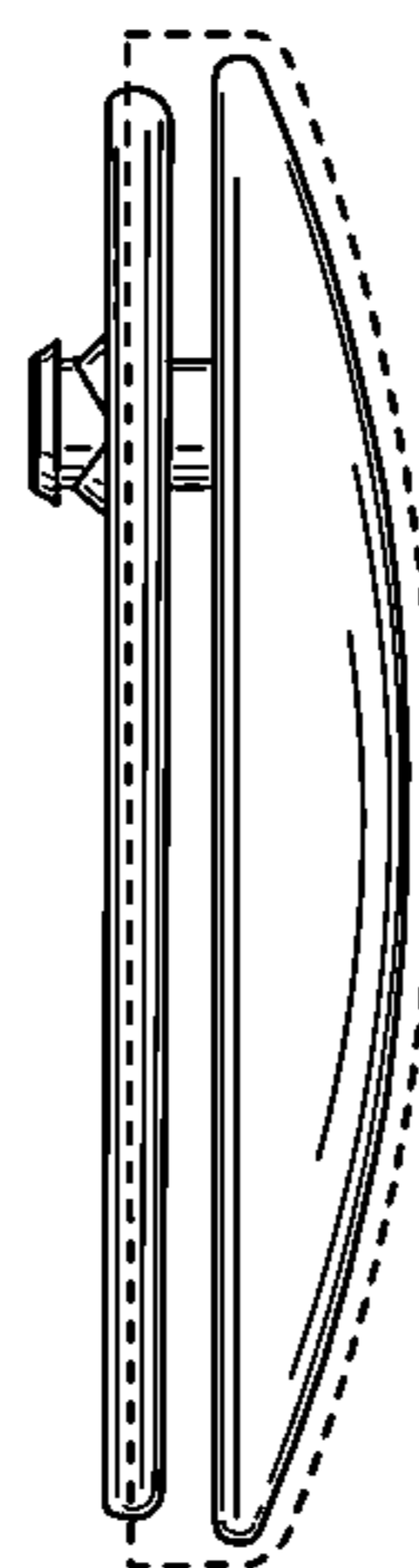


FIG. 4




FIG. 5